


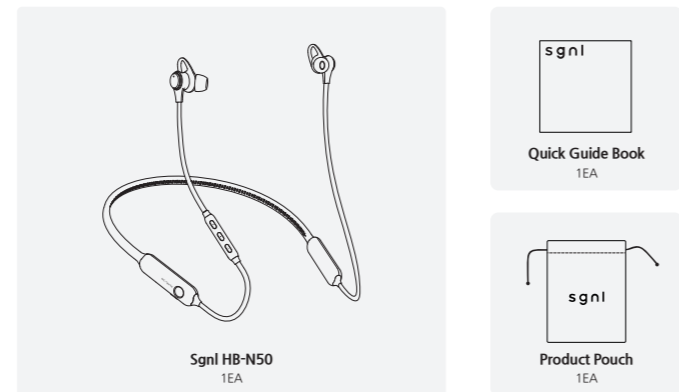
sgnl

Quick Guide Book

HB-N50

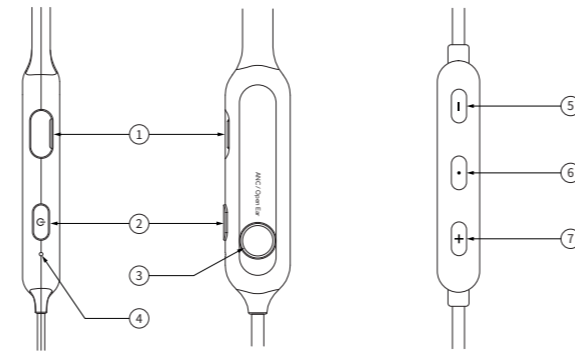
Innomdle Lab

1. Components



*Please remind that the component and product images shown may differ from the original product.

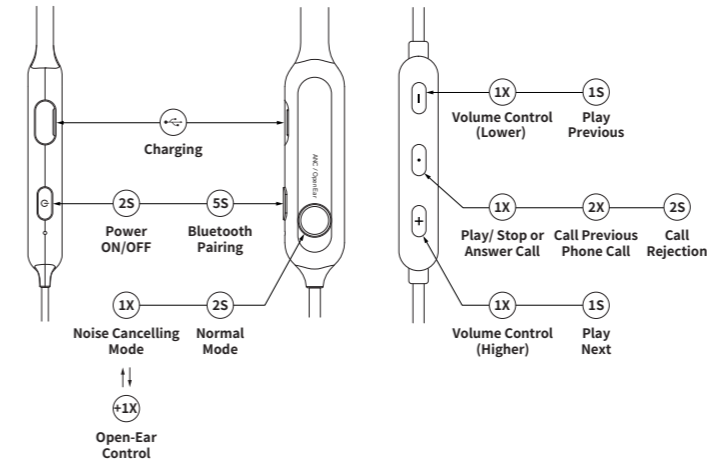
2. Part Names



- ① Charging Socket
- ② Power and Bluetooth Button
- ③ *ANC / Open Ear Control Button
- ④ LED (Display Status)
- ⑤ Volume Button (-)
- ⑥ Function Button
- ⑦ Volume Button (+)

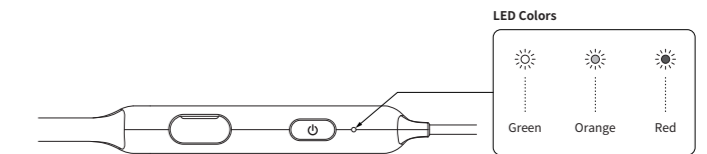
* ANC (Active Noise Cancelling): Removes external noise so you may concentrate on listening to music without interruption.
 * Open Ear Control: Lets you hear external sounds while listening to music.

3. Part Functions



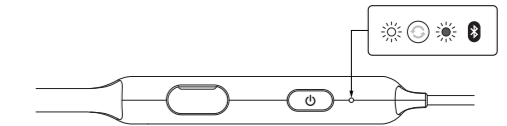
- ①X 1 Click
- ①5 Press for 1 Second
- ①X 1 Additional Click
- ②5 Press for 2 Seconds
- ②X 2 Clicks
- ③5 Press for 5 Seconds

4. LED Display status



- 1. Green : Power On, Noise Cancelling Mode, Open-Ear Control, Charging Completed
- 2. Orange : Normal Mode
- 3. Red : Power Off, Charging
- 4. Red, Flickers with Green: Pairing Mode

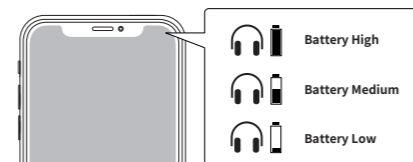
5. Bluetooth Connection



1. Press the Power (⏻) Button for 5 seconds while the power is off.
2. The LED next to the Power (⏻) Button flickers red and green and then enters pairing mode.
3. Move to the Bluetooth settings on your smartphone and select "Sgnl HB-N50" to complete the Bluetooth connection.

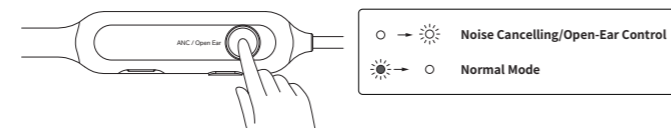
6. Checking Battery Remaining

*This is only displayed on certain smartphones(iOS).



1. When you have connected via Bluetooth, the icons for product and remaining battery shows up on top of the smart phone screen.
2. See the image above for checking battery status.

7. Noise Cancelling / Open-Ear Control



1. When the device is turned on, it starts in 'normal mode'.
2. When the 'ANC / Open Ear' button is pressed once, a Green LED is lit-up and activate noise cancelling enabled. Press once again to activate open ear control.
3. When the 'ANC / Open Ear' button is pressed for 2 seconds while in ANC or Open ear control mode, it will change back to normal mode.

* Normal Mode is when Noise Cancelling/Open-Ear Control are not activated. With Normal Mode, battery can be used for a longer duration.

sgnl
HB-N50

* Check for more details on the Sgnl website.
www.mysgnl.com

Safety Warnings

Please read below before use and follow as directed.

⚠ Cautions

Accidents related to fire or combustion hazard.

- Do not strike or otherwise damage the product.
- Use only authorized, original accessories.
- Be careful not to bring into contact electrically conductive materials (such metal, liquid, etc.) with the charger or the battery socket.
- If any product parts are damaged, such as glass or acrylic, or the product does not function properly, stop its use immediately and contact customer service.
- Do not use the charger while the connector is exposed.

The product could be caused damage to or harm the body.

- Make sure infants or pets do not suck on or bite the product.
- The product should be operated between temperatures of 0°C and 35°C, and it should be stored at -20°C to 50°C. At temperatures higher or lower than the range specified, the product may be damaged, battery life may be shortened.
- Do not use the product at high temperatures or near heat-sources.
- When using the product while driving, follow the rules and regulations pertaining to product use and driving.
- Do not listen on high volume while using a headset or earphones, in order to prevent hearing loss.

The wireless equipment in the device may interfere with transmissions when in operation. Therefore, it is not recommended to use the services related to human safety.

Product Warranty

Innomdle Lab provides a product warranty for consumer item damage, exchanges, and refunds based on the statement below.

Product Name			
Date of Purchase			
Serial No.			
Customer Information	Name	Tel	
	Address		

- The product warranty will be offered as written in the warranty statements.
- A warranty will be in effect on the day of purchase but must receive the date of purchase entry.
- Innomdle Lab is not responsible for any repairs, exchanges, or refunds until the flawed product is returned.

Contact customer service if the product becomes broken.
 The consumer is responsible for all distribution costs except for any faulty components during the final transaction.

- Warranty : The warranty starts from the date of purchase. Please keep your transaction receipt.
 If the purchase date cannot be confirmed, the warranty will last 3 months from the year when the product was created.

- Service Announcement
- If the product breaks within 1-year of purchase (free warranty) during normal use, it will be repaired free of charge.
 - If the product is defective within 30 days after the purchase date, it will be exchanged with an identical model to the one originally purchased.

- Service Charge Announcement
- Products broken due to the consumer's negligence include:
 - Usage of parts not initially included in the package
 - Damage due to falls
 - Misuse of any component related to the adapter
 - Attempting to fix the product at uncertified locations
 - Damage due to gross alterations of the product
 - Other Circumstances Include:
 - Natural disasters (e.g. fire, flood, lightning, etc.)
 - Purchasing used products or offering the product to others
 - Exceeding the life of the warranty

sgnl
HB-N50