

## Wireless Charging Bowl Designed by Intel Quick Start Guide

### Congratulations and thank you!

...for purchasing the Wireless Charging Bowl, designed by Intel and built to make charging more convenient.

Aesthetically designed to match modern home decor, the Wireless Charging Bowl is a bowl-shaped device capable of charging a MICA bracelet from Opening Ceremony wirelessly.

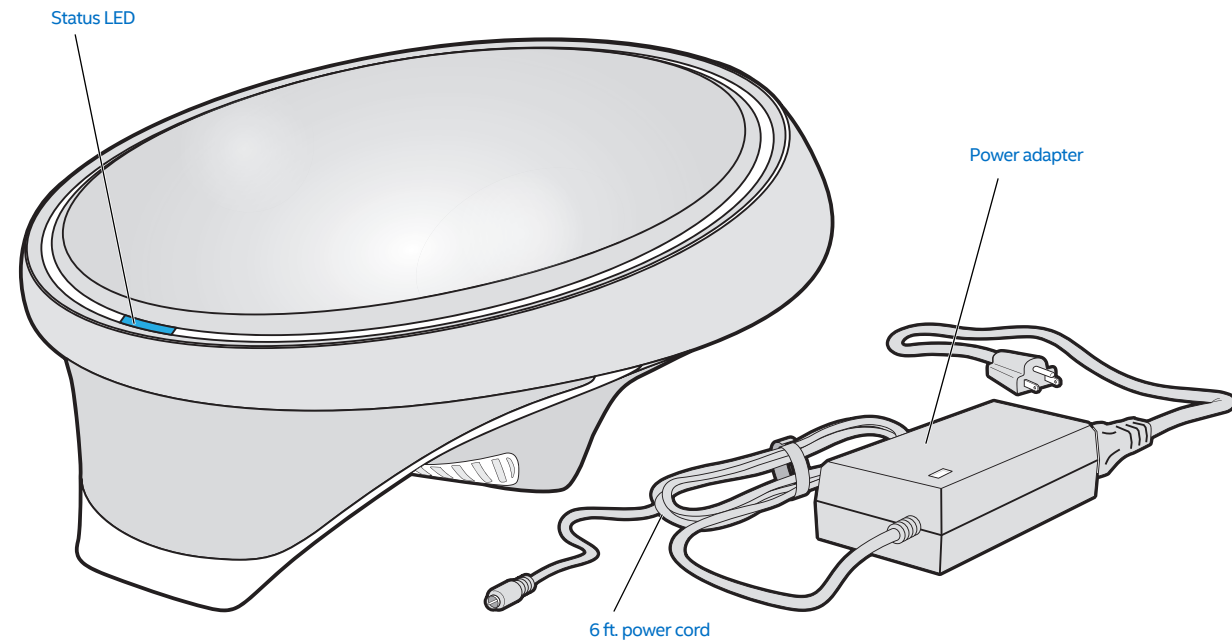
The Wireless Charging Bowl works via magnetic resonance technology, a wireless charging standard that Intel is helping to develop.

### What you get

Included in this package:

- Wireless Charging Bowl
- power adapter
- six-foot power cord

Figure 1 Connecting your Wireless Charging Bowl



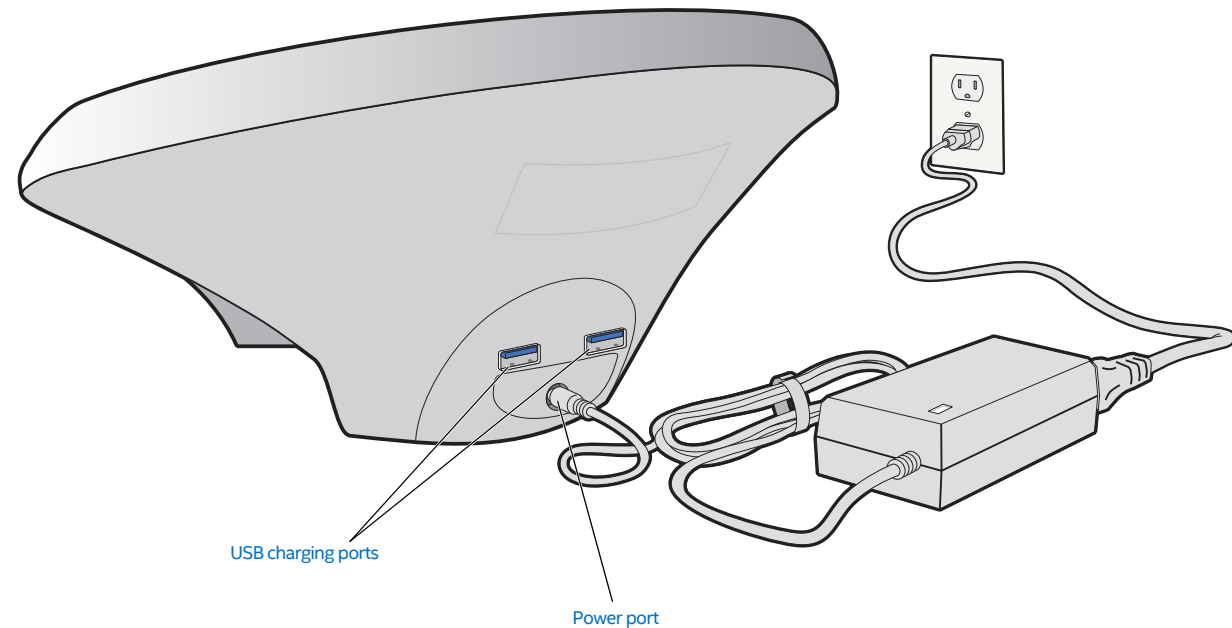
### Using a Wireless Charging Bowl

To power up your Wireless Charging Bowl, insert the power cord into the back of the bowl and insert the plug end of the power adapter into a wall receptacle. To start charging your MICA bracelet, place the bracelet into the bowl.

The Wireless Charging Bowl also has two USB charging ports on the back, so you can plug in nonwireless devices to recharge via USB.

When all wireless devices in the bowl are fully charged, or when the bowl is empty, the Wireless Charging Bowl drops to an energy-efficient power save state.

Although the Wireless Charging Bowl will usually detect if there are incompatible devices in the bowl and shut off automatically, avoid putting metallic objects (like coins, rings, earrings, etc.) or noncompliant electronic devices into the bowl.



## LED indicator patterns

The Wireless Charging Bowl uses a multicolored LED to indicate status.

Pattern*	Eddy Bowl state
Blue steady	Power is on, but there is no activity (power save mode).
Blue blinking	Preparing to charge devices detected in the bowl.
Green steady	Active wireless charging; power is transferring.
Alternating yellow/green	Too many devices. Remove devices until the LED turns steady green.
Yellow blinking	A device in the bowl may have overheated. Remove device.
Red flashing	Nonchargeable, conductive object detected in the bowl. Remove noncompliant devices.
Blue flashing	Firmware upgrade in progress. LED will turn steady blue if successful.
Yellow steady	Firmware upgrade error. Unplug the charging bowl (power off) for ten seconds then try again.
Red steady	Firmware upgrade failed. Unplug the charging bowl (power off) for ten seconds then try again.
Dark	Power off/standby.

\* Blue "Steady" LED stays on;  
Blue "Blinking" LED alternates on/off once per second;  
Blue "Flashing" LED alternates on/off four times per second.

**Note:** For bedroom convenience, normal operation LED patterns time out to standby after two minutes. Alert patterns (yellow and red) do not time out.

## Firmware upgrades

If you need to upgrade the firmware, turn your Wireless Charging Bowl on its side so you can see the status LED and still access the micro USB port underneath the bowl. Connect a cable from the micro USB port to a USB port on your computer or laptop. Open a browser on your computer and enter this link:

• [www.intel.com/support/go/bowl](http://www.intel.com/support/go/bowl)

The support webpages explain how to download/install new firmware to your Wireless Charging Bowl through a Windows\* or Mac OS\* computer.

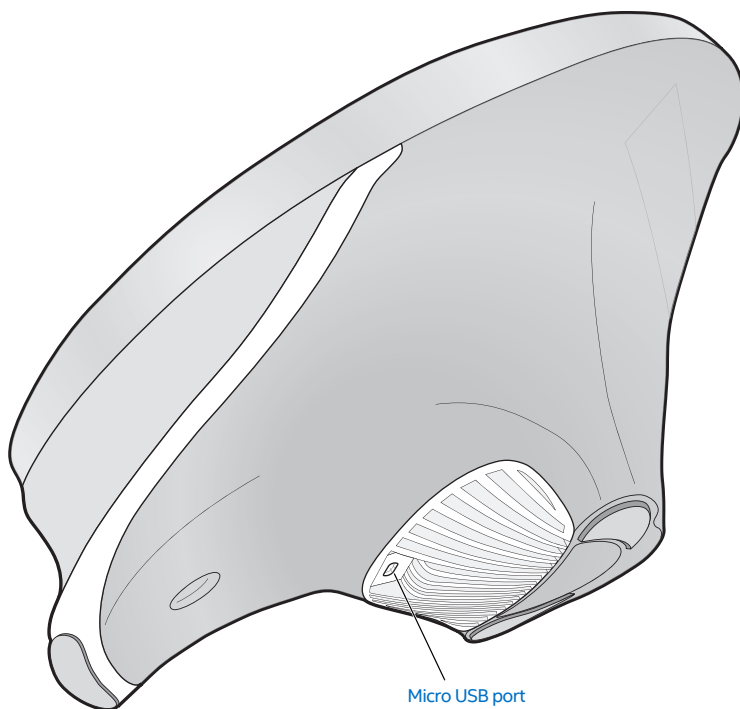
## Troubleshooting issues

- **My bowl will not power on.** Make sure the power adapter is connected, and check the cable connections going into and coming out of the power adapter.
- **My devices aren't charging.** Try the following suggestions:
  - Make sure the bowl is on. If the LED is dark, unplug the power cord and plug it back in.
  - Check the LED status. (See [LED indicator patterns](#).)
  - Make sure the chargeable device is powered on and lying flat in the center of the bowl.
  - Make sure there are no other objects in the bowl, especially nothing magnetic or metallic.

## Customer support

For product news, firmware updates, release notes, the end-user license agreement (EULA), and support, visit [www.intel.com/support/go/bowl](http://www.intel.com/support/go/bowl).

Figure 2 Firmware update via micro USB port



## Care instructions

Clean the plastic on the bowl surface with a warm, damp cloth. Do not immerse the bowl in water, and do not pour water or any other liquid into the bowl.

Additional care instructions:

- Do not use industrial cleaners.
- Do not plug the device in if the surface of the bowl ever cracks.
- Do not cook in or eat from the bowl.
- Do not put the bowl in a freezer, refrigerator, microwave, or oven.
- Do not operate the bowl from on top of a metallic table or surface, as the metal may cause the bowl to malfunction.

## Ninety-day limited warranty

**Limited warranty.** This ninety-day limited warranty ("Limited Warranty") is provided for the wireless charging bowl hardware (the "Device") by Intel Corporation ("Intel," "we," or "us") to the original Device purchaser or recipient ("you"). Subject to the terms of this Limited Warranty, Intel warrants the Device to be free from manufacturing and material defects under ordinary consumer use for 90 days from the date of original purchase from place of purchase. If you submit a valid claim under this Limited Warranty, Intel will, at Intel's sole discretion and within a reasonable period of time, refund or replace any Device that fails solely as a result of any manufacturing or material defect. Any such replacement will be made at no charge to you for parts and labor. Any replacement Device may be new or refurbished, at Intel's sole discretion. Intel may require you to submit proof of purchase of the Device prior to providing you with service under this Limited Warranty.

This Limited Warranty does not apply to any of the following: (a) cosmetic damage to the Device, such as scratches, nicks, stains, and dents; (b) your loss or misplacement of the Device; (c) repair or replacement to consumable parts for the Device, such as batteries; (d) damage to the Device caused by accident, abuse, misuse, neglect, water, flood, fire, or other acts of nature or external causes; (e) normal wear and tear of the Device; or (f) damage to a Device that has been modified, altered, or repaired by you or a third party, other than by an Intel authorized service center.

**Warranty service.** If you need to exercise your rights under this Limited Warranty, go to the support page at [www.intel.com/support/go/bowl](http://www.intel.com/support/go/bowl) and select the *How do I get warranty service* link. Intel is not responsible for any shipping charges, packing supplies or loss/damage while in transit incurred in connection with delivery of the Device for service.

**Exclusive remedy; limitation of liability.** TO THE FULLEST EXTENT PERMITTED BY APPLICABLE LAW, THE WARRANTIES AND REMEDIES CONTAINED IN THIS LIMITED WARRANTY ARE EXCLUSIVE AND IN LIEU OF ALL OTHER WARRANTIES EXPRESS, IMPLIED, OR STATUTORY, INCLUDING ANY LIABILITY ARISING UNDER ANY WARRANTY OF MERCHANTABILITY OR FITNESS FOR A PARTICULAR PURPOSE, STATUTORY OR OTHERWISE. SOME JURISDICTIONS DO NOT ALLOW LIMITATIONS ON HOW LONG AN IMPLIED WARRANTY (OR CONDITION) MAY LAST, SO THE LIMITATION DESCRIBED ABOVE MAY NOT APPLY TO YOU. Intel's liability is limited solely to replacement or repair, as provided under this Limited Warranty.

YOU UNDERSTAND AND EXPRESSLY AGREE THAT, TO THE FULLEST EXTENT PERMITTED BY APPLICABLE LAW, INTEL, ITS LICENSORS, AND SUPPLIERS WILL NOT BE LIABLE FOR ANY SPECIAL, INDIRECT, CONSEQUENTIAL, OR PUNITIVE DAMAGES OR ANY DAMAGES WHATSOEVER, WHETHER IN CONTRACT, WARRANTY, TORT (INCLUDING NEGLIGENCE, WHETHER ACTIVE, PASSIVE OR IMPUTED), PRODUCT LIABILITY, STRICT LIABILITY, OR OTHER THEORY, ARISING OUT OF OR RELATING TO THE DEVICE, INCLUDING, WITHOUT LIMITATION, LOSS OF GOODWILL, PROFITS, OR REVENUE, LOSS OF USE OF THE DEVICE OR ANY OTHER EQUIPMENT, LOSS OF DATA, COST OF CAPITAL, COST OF ANY SUBSTITUTE EQUIPMENT, FACILITIES OR SERVICES, OR DOWNTIME COSTS AND WHETHER OR NOT ADVISED OF THE POSSIBILITY OF SUCH LOSSES. TO THE EXTENT SOME JURISDICTIONS DO NOT ALLOW THE EXCLUSION OF IMPLIED WARRANTIES AND CONSEQUENTIAL DAMAGES, OR THE LIMITATION OF LEGAL RIGHTS OF THE CONSUMER, IT IS POSSIBLE THAT SUCH EXCLUSIONS AND LIMITATIONS MAY NOT APPLY IN SUCH JURISDICTIONS. You expressly agree that, to the maximum extent permitted by applicable law, the total liability of Intel, its licensors and suppliers in connection with the Device or this Limited Warranty will not exceed the purchase price of the Device.

**Other terms.** IMPORTANT: YOU MAY ALSO HAVE OTHER RIGHTS (STATUTORY RIGHTS) IN ADDITION TO THIS LIMITED WARRANTY AND YOUR STATUTORY RIGHTS MAY VARY FROM STATE TO STATE OR FROM COUNTRY TO COUNTRY. We recommend that you consult your local trading standards offices, consumer association or citizens' advice bureau to understand your rights as a consumer.


## FCC statement (USA)

This device complies with Part 18 of the FCC Rules.

**WARNING:** Exposure to radio frequency radiation. The radiated output power of this device is below the FCC radio frequency exposure limits. To ensure compliance with FCC limits, a minimum 4 inch (10 cm) separation from bodily contact is required.

**CAUTION:** Any changes or modifications made to this device that are not expressly approved by Intel may void the user's authority to use the device.

## Certification marks



All information provided here is subject to change without notice. Contact your Intel representative to obtain the latest Intel product specifications and roadmaps.

No license (express or implied, by estoppel or otherwise) to any intellectual property rights is granted by this document.

Copies of documents that have an order number and are referenced in this document may be obtained by calling 1-800-548-4725 or by visiting Intel's website at <http://www.intel.com/design/literature.htm>.

Intel and the Intel logo are trademarks or registered trademarks of Intel Corporation or its subsidiaries in the United States and other countries.

\*Other names and brands may be claimed as the property of others.

Copyright © 2014 Intel Corporation. All rights reserved.