

GENUS[®]

SATELLITE SMARTPHONE CAR KIT

GENUS

SATELLITE SMARTPHONE CAR KIT



User Guide

GENUS[®] is a registered trademark of TerreStar Networks Inc.
All other brand and product names are or may be trademarks of, and are used to identify products or services of, their respective owners.

The graphic design of this guide is copyright 2011 TerreStar Networks Inc.

Table of Contents

Legal Information and Warnings	2
LIMITED WARRANTY	6
Introduction.....	7
Getting Started.....	8
In the Box.....	8
Car Kit Device.....	9
Antenna.....	9
Transceiver.....	10
Mounting Hardware.....	11
RF Cables.....	12
Power Cables.....	13
Other Materials.....	14
Car Kit Device Connection Diagram.....	15
Satellite Connection.....	16
Establishing a Satellite Connection.....	16
Troubleshooting.....	18
General.....	18
Cradle.....	18
Transceiver.....	18
Support Resources	19
Index.....	20

Operational Environment

This device and its antenna should not be co-located with or operated in conjunction with any other antenna or transmitter.

FCC Notice

This equipment generates, uses and can radiate radio frequency energy and may cause harmful interference to other radio communication devices if not installed and used in accordance with the instructions included in the packaging for this device. If you suspect this equipment is causing harmful interference to radio or television reception, which can be determined by turning the equipment off and on, you are encouraged to try to correct the interference by one or more of the following measures:

- Reorient or relocate the receiving antenna.
- Increase the separation between the equipment and receiver.
- Connect the equipment into an outlet on a circuit different from that to which the receiver is connected.
- Consult the dealer or an experienced radio/TV technician for help.

This antenna has been authorized for use by the Federal Communications Commission. For further technical information about the operating characteristics of the device, please visit the FCC website and search by the FCC ID found on the label affixed to the device: <https://fjallfoss.fcc.gov/oetcf/eas/reports/GenericSearch.cfm>.

CAUTION Any changes or modifications not expressly approved by the antenna manufacturer could void the user's authority to operate the equipment. This equipment is intended for use only with external antenna.

Important Health and Safety Precautions

When using this product, the safety precautions below must be taken to avoid possible legal liabilities and damages. Retain and follow all product safety and operating instructions. Observe all warnings in the operating instructions included with the device.

DANGER Only use antennas, transceivers and chargers approved by TerreStar. The use of any non-approved antenna, transceiver and charger may be dangerous.

DANGER Allow only authorized personnel to service the car kit. Unauthorized service can invalidate the warranty.

CAUTION Any modification of this product, including opening the unit, is prohibited and will void your warranty. Any use of the product or its components for purposes not expressly authorized by this document, including any use in an airplane or any other aviation application, is prohibited and will void your warranty.

NOTE When using your device for prolonged periods of time, the device may become warm. In most cases, this condition is normal and therefore should not be interpreted as a problem with the device.

Driving

Check state laws and regulations on the use of mobile phones in the area where you drive. If you are going to use your phone while driving, please:

- Give full attention to driving.
- Laws in many locations require vehicle handsfree solutions – this car kit qualifies as a vehicle handsfree solution.
- Before using the suction cup mount on your windshield, check the state and local laws and ordinances where you drive. Some state laws prohibit drivers from using suction mounts on their windshields while operating motor vehicles. Other state laws allow the suction mount to be located only in specific locations on the windshield. Many other states have enacted restrictions against placing “non-transparent material” on the windshield or placing objects on the windshield in locations that obstruct the driver’s vision.
- Pull off the road and park before making or answering a call.
- RF energy may affect some electronic systems in motor vehicles such as car stereo, safety equipment etc. In addition, some state or local governments do not allow use of mobile phones in vehicles, unless the installation is supported by a handsfree kit with an external antenna. Check with your vehicle manufacturer’s representative to be sure that your car kit will not affect the electronic systems in your vehicle.

Vehicles Equipped with an Air Bag

An air bag inflates with great force. Do not place objects, including either installed or portable wireless equipment, in the area over the air bag or in the air bag deployment area. If in-vehicle wireless equipment is improperly installed and the air bag inflates, serious injury could result.

Blasting Areas

Turn off your car kit and GENUS device when in a blasting area or in areas where “turn off two-way radio” is posted to avoid interfering with blasting operations. Construction crews often use remote control RF devices to set off explosives.

Potentially Explosive Atmospheres

Turn off your car kit and GENUS device when in any area with a potentially explosive atmosphere. It is rare, but your car kit could generate sparks. Sparks in such areas could cause an explosion or fire resulting in bodily injury or even death. Areas with a potentially explosive atmosphere are often, but not always, clearly marked. They include fueling areas, such as gas stations, below deck on boats, fuel or chemical transfer or storage facilities, and areas where the air contains chemicals or particles, such as grain, dust, or metal powders. Do not transport or store flammable gas, liquid, or explosives in the compartment of your vehicle which contains your car kit.

Posted Facilities

Turn your car kit and GENUS OFF in any facility where posted notices so require. Turn off your devices whenever directed by warning signs or instructions.

Power Supply

- This car kit supports 12V DC power only. Do not use in vehicles with 24V DC power.
- Connect the power supply only to designated power sources as marked on the product.
- To reduce risk of damage to the electric cord, remove it from the cigarette lighter by holding onto the cigarette lighter adapter rather than the cord.
- Make sure the cord is positioned so that it will not be stepped on or otherwise subjected to damage or stress.
- To reduce risk of electric shock, unplug the unit from any power source before attempting to clean it.

Children

Do not allow children to play with your car kit as it contains small parts that could become detached and create a choking hazard.

Copyright Information

© 2011 TerreStar Networks Inc. All rights reserved. The information contained herein is subject to change without notice. TerreStar retains ownership of and all other rights to the material expressed in this document. Any reproduction of the content of this document without prior written permission from TerreStar is prohibited. Product names, logos, brands and other trademarks featured or referred to within this document are the property of their respective owners.

The only warranties for TerreStar products and services are set forth in the express warranty statements accompanying such products and services. Nothing herein should be construed as constituting an additional warranty. TerreStar shall not be liable for technical or editorial errors or omissions contained herein.

LIMITED WARRANTY

For a period of 90 days from the date of purchase, TerreStar Networks Inc. ("TerreStar") warrants this Product (including any accessories provided in the box) against defects in materials or workmanship. If this Product is determined to be defective within the 90 day warranty period, TerreStar will repair the Product or replace it with a new or refurbished Product, at its option, at no charge to the customer, except as set forth below.

This warranty does not cover cosmetic damage or damage due to misuse, abuse, negligence, acts of God, accident, or modification of any part of the Product. This warranty does not cover damage due to improper operation or maintenance, connection to improper voltage supply, or attempted repair by anyone other than a facility authorized by TerreStar to service this Product. This warranty is only valid in the United States.

To obtain warranty service, you must receive a Return Authorization from TerreStar and ship the Product at your expense to TerreStar's authorized service facility. You must ship the Product in either its original packaging or packaging affording an equal degree of protection.

This warranty does not cover customer instruction, set up or set up adjustments or network coverage problems.

REPAIR OR REPLACEMENT AS PROVIDED UNDER THIS WARRANTY IS THE EXCLUSIVE REMEDY OF THE CONSUMER. TERRESTAR SHALL NOT BE LIABLE FOR ANY INCIDENTAL OR CONSEQUENTIAL DAMAGES FOR BREACH OF ANY EXPRESS OR IMPLIED WARRANTY ON THIS PRODUCT. EXCEPT TO THE EXTENT PROHIBITED BY APPLICABLE LAW, ANY IMPLIED WARRANTY OF MERCHANTABILITY OR FITNESS FOR A PARTICULAR PURPOSE ON THIS PRODUCT IS LIMITED IN DURATION TO THE DURATION OF THIS WARRANTY.

Some states do not allow the exclusion or limitation of incidental or consequential damages, or allow limitations on how long an implied warranty lasts, so the above limitations or exclusions may not apply to you. Additionally, this warranty gives you specific legal rights, and you may have other rights which vary from state to state.

Thank you for purchasing the TerreStar GENUS Satellite Smartphone Car Kit.

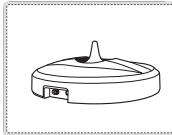
The TerreStar GENUS® Car Kit is an accessory to the TerreStar GENUS®, the world's first integrated satellite/cellular smartphone. The GENUS Car Kit extends the reach and functionality of the TerreStar GENUS by enabling in-car mobile coverage with continuous power supply.

With the GENUS Car Kit, you can attach to the TerreStar-1 satellite in more challenging conditions (such as in-vehicle mobile or degraded line-of-sight) and stay connected longer. Some of the benefits enjoyed by GENUS Car Kit users are:

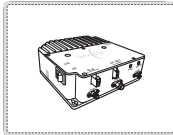
- Better performance
 - Improved mobility
 - Powered roof top antenna
 - Improved voice and data signal quality
 - Up to +6 dB gain on transmit path
 - Up to +10 dB gain on return path
 - Improved line of sight to satellite
 - Fewer dropped calls
- Continuous power supply
 - Stay connected longer
 - Cradle for hands free GENUS operation*
- Easy installation
 - Magnetic mount to vehicle roof top
 - Cradle with windshield suction mount
 - Transceiver placement under seat or in center console
 - DC power adapter

* Microphone, speaker not included in Car Kit.

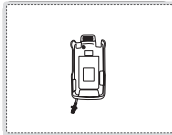
In the Box



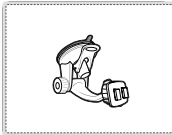
Antenna



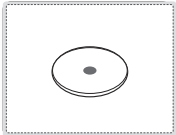
Transceiver



Cradle




Suction Mount



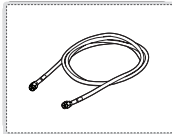
Dashboard
Mounting Disk



Receive (Rx) Cable



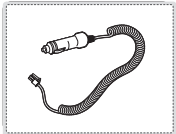
Transmit (Tx) Cable



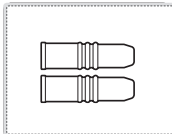
Cradle RF Cable



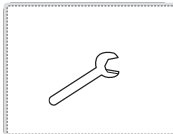
Micro USB
Power Cord



DC Power Adapter



Rubber Sleeves
(on cables)



Spanner Wrench



Installation Guide

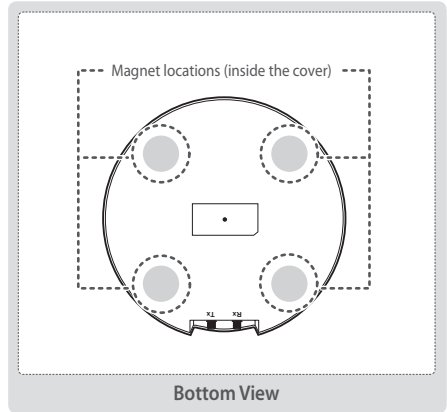
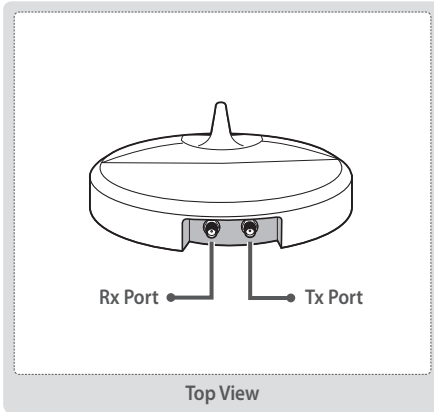


User Guide

Antenna	Magnetic mount roof top antenna.
Transceiver	Amplifies the radio signal to and from the satellite.
Cradle	Holds GENUS device.
Suction Mount	Mounts cradle to the windshield or dashboard.
Dashboard Mounting Disk	Adhesive mount for dashboard installation option.
RF Cables	Transmit (Tx) cable (3 m) connects transceiver to antenna. Receiver (Rx) cable (3 m) connects transceiver to antenna. Cradle RF cable (1.5 m) connects transceiver to cradle.
Micro USB Power Cord	Power cable from transceiver to GENUS to charge GENUS.
DC Power Adapter	Supplies 12V DC power to transceiver via vehicle cigarette lighter.
Rubber Sleeves	Preinstalled on the cables.
Spanner Wrench	Tool to tighten connectors of RF cable to antenna RF ports.
Installation Guide	Contains technical specifications, step-by-step installation procedures, diagrams, troubleshooting and Q&A section.
User Guide	Overview of the GENUS Car Kit functionality and proper use.

Car Kit Device

Antenna



Rx Port	Connects Rx cable between antenna Rx port and transceiver Rx port.
Tx Port	Connects Tx cable between antenna Tx port and transceiver Tx port.
Magnet	Antenna is attached via magnets on the roof of the vehicle. Magnets are inside the antenna cover and are not visible from outside.



The GENUS Satellite Smartphone Car Kit antenna can only access the TerreStar-1 satellite and is not capable of accessing any cellular signals.