


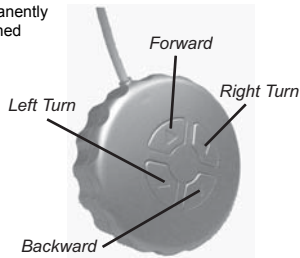
# INSTRUCTION MANUAL

## FCC Note: (United States Only)

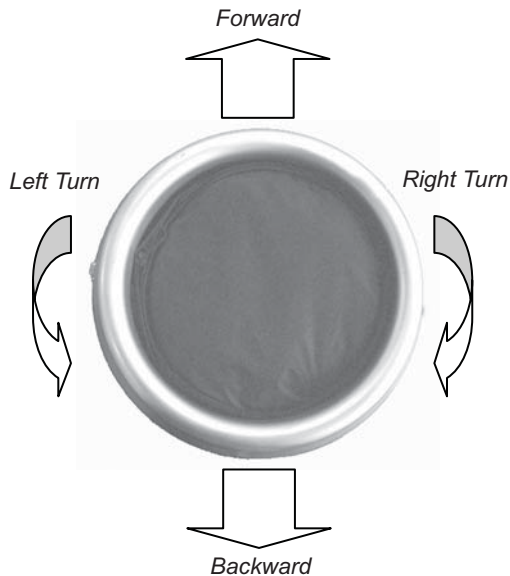
This device complies with Part 15 of the FCC Rules. Operation is subject to the following two conditions:  
(1) This device may not cause harmful interference and  
(2) This device must accept any interference received, including interference that may cause undesired operation.

The manufacturer is not responsible for any radio or TV interference caused by unauthorized modifications to this equipment. Such modifications could void the user's authority to operate the equipment.

Antenna is permanently attached



## Moving Direction



### Important battery information.

This product is required (not included) with 6 x C cells for the RC Car and 1 x 9V battery for transmitter.

### Battery Replacement

Remove battery compartment cover to replace batteries, unscrew where necessary. Replace batteries with 6 x C cells for the RC Car and 1 x 9V battery for transmitter. Please make sure that battery cover is securely fastened and screwed into place where necessary. Batteries are to be removed and replaced by an adult. Remove exhausted batteries from the unit and dispose of responsibly. Do not incinerate.

Non-rechargeable batteries are not to be recharged.

Different types of batteries or new and used batteries are not to be mixed.

Only batteries of the same or equivalent type as recommended are to be used.

Batteries are to be inserted with the correct polarity as indicated inside the battery compartment.

The supply terminals are not to be short-circuited. Please retain this information for future reference.

## User Guide

- Open the lock on both side of RC Car.
- Extend the bag to make it stand.
- Open the zipper of bag.
- Place enough ice inside the bag.
- Place 6 cans or bottle drink inside the ice and let's the ice cool down the drink.
- Turn on the RC Car.
- There are 4 buttons on transmitter: forward, backward, left turn, right turn.
- Drive the RC Car to where you want!
- When the ice melts, pour the wate out of the bag and refill ice.

**WARNING: Take out all of the Cans or Bottle of Drink before you pour the water out of the bag.**



**PLEASE DO NOT RETURN THIS PRODUCT TO ANY RETAIL STORE!**

For any questions or problems with this product please call 1-866-214-2220.  
Visit our website: [www.interactivetoy.com](http://www.interactivetoy.com)  
or E-mail us at [info@interactivetoy.com](mailto:info@interactivetoy.com)

