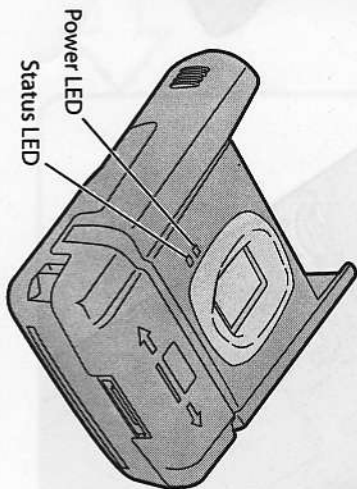


- read magstripe cards.
  - read standard and contactless Smart Cards.
  - take images of fingerprints.
- The AR4 is powered by the computer.
- What You Need**
- A 741, 751, or 761 Mobile Computer.
  - A Windows .NET application. For more information, see "Downloading Firmware and Programming Information."
- When the AR4 is installed on the computer, use the optional external power supply (P/N 851-065-005 or Model AE23) with power adapter (P/N 805-632-xxx) to operate and charge the computer without removing the AR4.

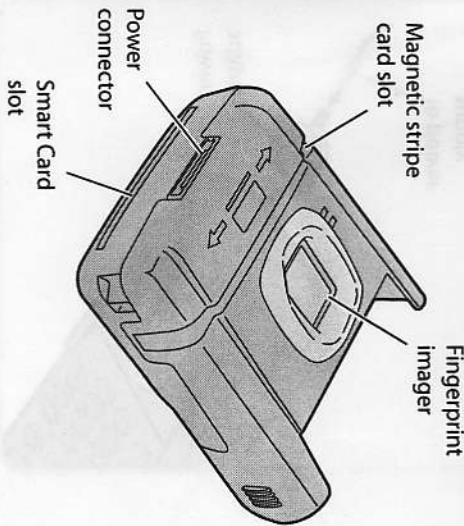
For Ethernet and USB connectivity to the computer when the AR4 is installed, use the AN3 Communications Adapter. For more information, contact your Intermecc sales representative.



**About the LEDs**

The Power LED turns steady green when the AR4 is powered by the computer or an external power supply.

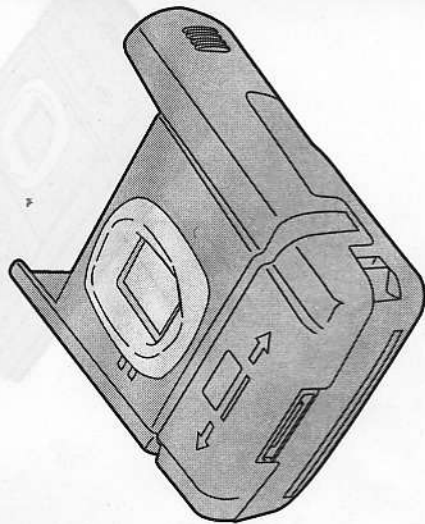
The Status LED is user-programmable. See "Downloading Firmware and Programming Information" for more information.



### About the Ports

## AR4

### Personal Identification Verifier Installation Instructions



**Caution:** See Compliance Insert for use restrictions associated with this product.

Electrical rating: --- 3.3V, < 0.5A. For power supply, use only Intermecc Model 851-065-001 (P/N 851-065-005), or Model AE23.

## Intermecc

**Worldwide Headquarters**  
6001 36th Avenue West  
Everett, Washington 98203  
U.S.A.

tel 425.348.2600

fax 425.355.9551

www.intermecc.com

© 2007 Intermecc Technologies Corporation. All rights reserved.

AR4 PIV Installation Instructions



P/N 931-046-001

# BETA

### Downloading Firmware and Programming Information

Your Windows CE .NET application (installed on the 741, 751, or 761) communicates with the AR4 for data transfer, event notifications, status reports, and configuration. To develop an application for the AR4, you need to download firmware drivers and programming information as described next.

#### To download firmware drivers and programming information

- 1 Go to [www.intermecc.com](http://www.intermecc.com) and choose **Support > Downloads**.
- 2 Choose your computer from the Select a Product dropdown list. The Downloads page appears.
- 3 Choose the AR4 drivers and programming information, and follow the prompts to download the files.

### Where to Find More Information

To download manuals: [www.intermecc.com](http://www.intermecc.com)  
For Product Support: [intermecc.custhelp.com](mailto:intermecc.custhelp.com)  
1.800.755.5505