

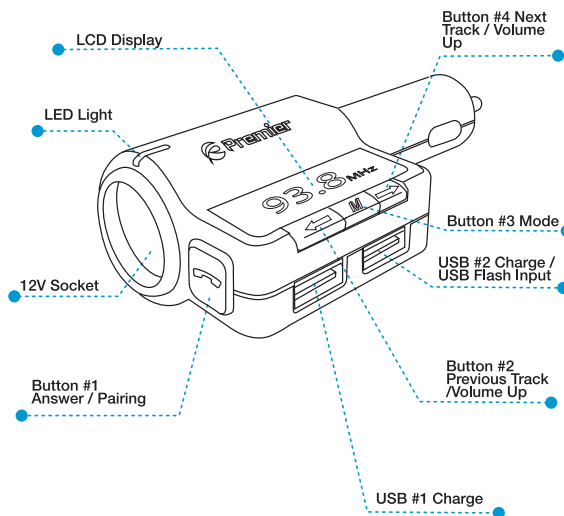
Bluetooth® FM Transmitter With Hands-Free + Dual USB Charger PWFMT5

Introduction

This device, lets you stream music and calls directly from your Bluetooth® device to your car FM stereo system. The built-in microphone provides you with an amazing hands free function, it also features a USB reader that lets you stream your favorite MP3 and WMA tunes to your car's stereo system and charge your phone using the DUAL USB charger, plus a 12V socket.

FEATURES:

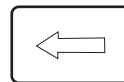
- FM Frequency Support 88.1 – 107.9 MHz
- Bluetooth handsfree supported
- Bluetooth® easy pairing – no pairing code needed, pairing name – PWFMT5
- 2 x USB ports: total 5V/3.4A output, USB#2 support USB flash input (MP3 format music files)
- 1 x 12V socket: support car chargers
- LCD display
- Button#1 – 1) answer/end phone calls, 2) pause/play music, 3) long press for pairing
- Button#2 – 1) short press for previous track, 2) long press for volume down
- Button#3 – M 1) short press to tune FM frequency mode, 2) long press to change between Bluetooth and USB flash input mode
- Button#4 – 1) short press for next track, 2) long press for volume up



Button Control:



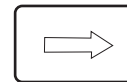
Button #1
1) answer/end phone calls,
2) pause/play music, 3) long press for pairing



Button #2
1) short press for previous track,
2) long press for volume down



Button #2
M 1) short press to tune FM frequency mode, 2) long press to change between Bluetooth and USB flash input mode



Button #2
1) short press for next track,
2) long press for volume up

Operation Instructions:

Using FM Transmitter function:

- Plug the FM transmitter into your vehicle's cigarette lighter
- Tune your radio to an unused FM frequency, then match the same frequency of this unit.
- Insert a USB flash drive into the USB port which contain MP3 files. It will play and transmit the MP3 files automatically.

Bluetooth Pairing Instructions:

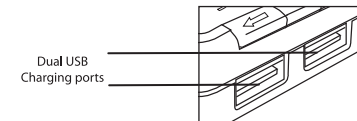
- Using Bluetooth® for the first time, you need to pair your mobile phone with this unit.
- Step 1: Activate PWFMT5 into pairing mode long press on button #1 until the screen shows PAR.
 - Step 2: Activate your mobile phone's Bluetooth® function, then search for "new device". When the mobile phone detects this unit (named PWFMT5), click on the name to pair. In the music playing mode, when there is an incoming call, this unit will automatically switch to hands free mode.

Bluetooth® calling

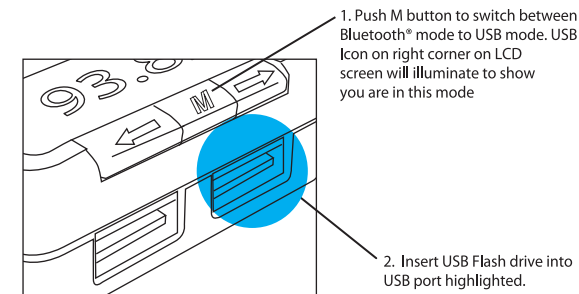
- Please press button #1 to answer the incoming call.
- Please press button#1 to end the call.
- Press button #1 twice to dial the last number.
- When dialing a new call you can only dial the phone number by your mobile phone, but once the call connected, you can use the hands free function.

Using USB charger function:

When the FM Transmitter is plugged into your 12V socket, you can plug in your compatible USB sync and charge cables that come with your device to charge two devices simultaneously.



Listening to Music from your USB drive



© 2015 Premier Accessory Group, LLC. All rights reserved

Questions? Visit www.PremierAccessoryGroup.com or call 1-888-492-8338 Toll Free