


HOW TO USE THE REMOTE CONTROL



remote control

1. To activate remote control, press ON/OFF button on toy. The toy will start vibrating at its lowest level for a few seconds, then shut off. However, remote control is still activated.

2. To change vibration mode, press remote control button or ON/OFF button on toy.

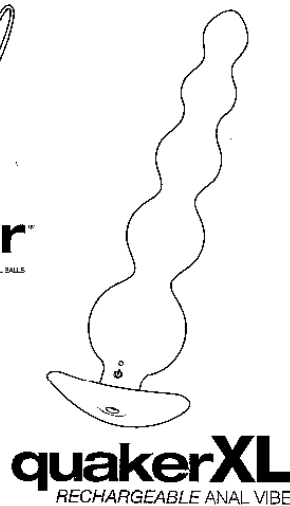

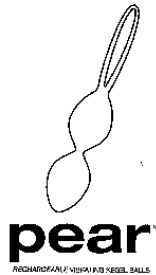
3. To turn off toy vibration, press and hold remote control button for 5 seconds. However, remote control is still activated.

4. To turn off remote control and toy, press and hold ON/OFF button on toy for 5 seconds.



ON/OFF button on toy

TOYS WITH THE REMOTE CONTROL



FCC STATEMENT

1. This device complies with Part 15 of the FCC Rules. Operation is subject to the following two conditions: (1) This device may not cause harmful interference, and (2) This device must accept any interference received, including interference that may cause undesired operation.

NOTE: This equipment has been tested and found to comply with the limits for a Class B digital device, pursuant to Part 15 of the FCC Rules. These limits are designed to provide reasonable protection against harmful interference in a residential installation. This equipment generates, uses and can radiate radio frequency energy and, if not installed and used in accordance with the instructions, may cause harmful interference to radio communications. However, there is no guarantee that interference will not occur in a particular installation. If this equipment does cause harmful interference to radio or television reception, which can be determined by turning the equipment off and on, the user is encouraged to try to correct the interference by one or more of the following measures:

- Reorient or relocate the receiving antenna.
- Increase the separation between the equipment and receiver.
- Connect the equipment into an outlet on a circuit different from that to which the receiver is connected.
- Consult the dealer or an experienced radio/TV technician for help.