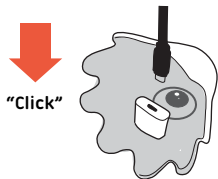



LET'S GET STARTED.




- 1** Plug the micro-usb into the dongle.



- 2** Plug the USB into the AC adaptor into the power outlet.



- 3** Put the watch onto the charging station (with the buckle on the left).



- 4** The watch starts to charge. The nightlight turns on. Wait for 15 minutes.



- 5** Install the Octopus App on your smartphone (iOS or Android).
Enter www.octopus.watch/app on your mobile browser.

IOS 9+

ANDROID 5+



- 6** Pair the watch & update its firmware by following the instructions in the app.

- 7** Setup the watch with your child.



TIPS.

The Octopus Watch Motion is intended to empower your child by teaching good habits and the concept of time.

We encourage to do the setup **with your child**, so that she understands how the system works.

If used correctly, The Octopus Watch Motion will foster responsibility, independence and self-esteem.

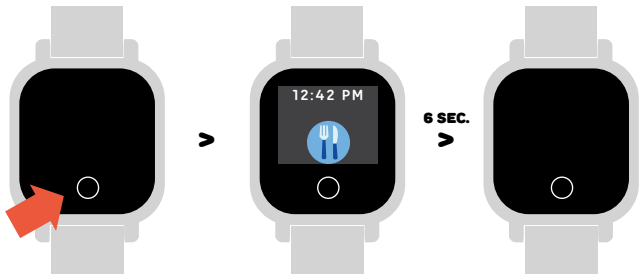
It's based on the power of suggestion. Repetition is key. After 3 to 4 weeks of constant exposure to the same action, your child will form a new good habit.

To create a schedule, launch the Octopus App and follow instructions.

- **DISPLAY THE TIME**

In order to save energy, the TFT-LCD display turns automatically off after 6 seconds.

You can change the duration in the app, in the right hand menu, under Clock Face.



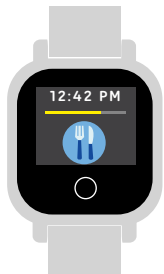
To display the time, tap on the white circle.

By default, the time is displayed with a digital clock and an icon.

If a reminder pops up, the display will automatically turn on.

- **CUSTOMIZE THE CLOCK FACE**

In the right hand app menu, under the Clock Face entry, you can customize the clock face. Here are some options:



Progress bar



Digital



Analog

- **REMINDERS**

The reminders will automatically turn on the screen. Depending on how you set them up, they can also trigger a gentle vibration, be repeated every x minutes, or ask for a confirmation.

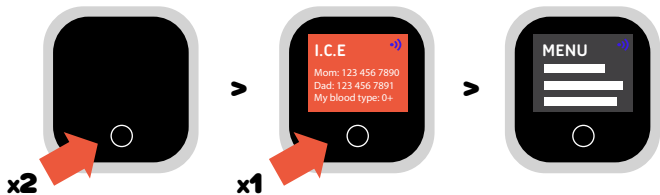


- **OTHER FEATURES**

Plenty of other features are available in the Octopus Watch Motion.

The setup generally happens in the app.

To access the menu of the watch, double tap on the white circle. You will access to the In Case Of Emergency screen. Single tap again, and you will be able to set a timer and access to other useful features.



⇒ Double tapping also trigger the bluetooth connection for 30 seconds, to synchronize the watch with the app.

- **MORE TIPS!**

You will find more tricks on our Youtube channel and by following us on our other social networks.



WWW.YOUTUBE.COM/JOYFAMILYTECH



FACEBOOK.COM/JOYFAMILYTECH




INSTAGRAM.COM/JOYFAMILYTECH



PINTEREST.COM/JOYFAMILYTECH



TWITTER.COM/JOYFAMILYTECH



JOY

Model: O2R2

5V  200mA



"This device complies with part 15 of the FCC Rules. Operation is subject to the following two conditions: (1) This device may not cause harmful interference, and (2) this device must accept any interference received, including interference that may cause undesired operation."

CAN ICES-3 (B)/NMB-3(B)

Changes or modifications not expressly approved by JOY could void the user's authority to operate the equipment

NOTE: This equipment has been tested and found to comply with the limits for a Class B digital device, pursuant to part 15 of the FCC Rules. These limits are designed to provide reasonable protection against harmful interference in a residential installation. This equipment generates uses and can radiate radio frequency energy and, if not installed and used in accordance with the instruction, may cause harmful interference to radio communications. However, there is no guarantee that interference will not occur in a particular installation. If this equipment does cause harmful interference to radio or television reception which can be determined by turning the equipment off and on, the user is encouraged to try to correct interference by one or more of the following measures:

- Reorient or relocate the receiving antenna. - Increase the separation between the equipment and receiver. - Connect the equipment into an outlet on circuit different from that to which the receiver is connected. - Consult the dealer or an experienced radio/TV technician for help.

This device complies with FCC and Industry Canada RF radiation exposure limits set forth for general population (uncontrolled exposure). This device must not be collocated or operating in conjunction with any other antenna or transmitter. This device complies with Industry Canada licence-exempt RSS standard(s). Operation is subject to the following two conditions: (1) this device may not cause interference, and (2) this device must accept any interference, including interference that may cause undesired operation of the device.

Le présent appareil est conforme aux CNR d'Industrie Canada applicables aux appareils radio exempts de licence. L'exploitation est autorisée aux deux conditions suivantes : (1) l'appareil ne doit pas produire de brouillage, et (2) l'utilisateur de l'appareil doit accepter tout brouillage radioélectrique subi, même si le brouillage est susceptible d'en compromettre le fonctionnement.

CAUTION: RISK OF EXPLOSION IF BATTERY IS REPLACED BY AN INCORRECT TYPE. DISPOSE OF USED BATTERIES ACCORDING TO THE INSTRUCTIONS

OCTOPUS LIMITED WARRANTY - USA

This Limited Warranty applies only if you purchased your Octopus by JOY in the United States.

What does this warranty cover and how long does it last?

JOY warrants that a new JOY device (including any ancillary parts that may be packaged with it) will be free from defects in materials and workmanship under normal use in accordance with JOY's published user documentation for ninety days from the date of original retail purchase in its original packaging by you. If a JOY device has been refurbished, JOY warrants that the JOY device (including any ancillary parts that may be packaged with it) will be free from defects in materials and workmanship under normal use in accordance with JOY's published user documentation for ninety days from the original date of retail purchase by you (these warranties are collectively referred to as our "Limited Warranty").

What will JOY do?

If a defect arises and you return your JOY device during the Limited Warranty period (which is ninety days for new devices and refurbished devices), JOY will in its sole discretion and to the extent permitted by law repair your JOY device using new or refurbished parts, replace your JOY device with a new or refurbished JOY device functionally at least equivalent to yours, or accept the return of your JOY device in exchange for a refund of the purchase price you paid for your JOY device. If JOY repairs or replaces your JOY device, the repaired or replaced JOY device will continue to be warranted for the remaining time of the original warranty period. All returned parts for which you have received a replacement will become the property of JOY. Nothing in this Limited Warranty will reduce or otherwise affect your statutory rights in relation to your JOY device.

THE LIMITED WARRANTY WRITTEN ABOVE IS THE ONLY EXPRESS WARRANTY JOY PROVIDES FOR YOUR JOY DEVICE, AND THE ABOVE REMEDY IS YOUR SOLE REMEDY. TO THE MAXIMUM EXTENT PERMITTED BY APPLICABLE LAW, JOY EXPRESSLY DISCLAIMS ALL OTHER WARRANTIES AND CONDITIONS OF ANY KIND, WHETHER STATUTORY OR IMPLIED, ARISING FROM COURSE OF CONDUCT OR OTHERWISE, REGARDING YOUR JOY DEVICE, EXCEPT THAT ANY IMPLIED WARRANTIES OF MERCHANTABILITY, FITNESS FOR A PARTICULAR PURPOSE, AND NON-INFRINGEMENT ARE LIMITED IN DURATION TO THE PERIOD OF THE EXPRESS WARRANTY ABOVE (NINETY DAYS).

What does this warranty not cover?

This Limited Warranty is only valid and enforceable in locations where JOY device is sold and will apply only if you purchased your JOY device from JOY or its authorized resellers. This Limited Warranty only applies to hardware components (and not any software elements) of JOY device, and this Limited Warranty does not apply to damage caused by: (1) normal wear and tear; (2) accidents; (3) misuse (including failure to follow product documentation); (4) neglect; (5) disassembly; (6) alterations; (7) servicing other than by JOY authorized technicians; and (8) external causes such as, but not limited to, water damage, anomalies in the electrical current supplied to the device, and extreme thermal or environmental conditions. This Limited Warranty does not guarantee that use of the JOY device will be uninterrupted or error free.

YOU EXPRESSLY UNDERSTAND AND AGREE THAT, TO THE MAXIMUM EXTENT PERMITTED BY APPLICABLE LAW, JOY AND ITS SUBSIDIARIES AND AFFILIATES (COLLECTIVELY, "JOY PARTIES") SHALL NOT BE LIABLE TO YOU UNDER ANY THEORY OF LIABILITY (WHETHER CONTRACT, TORT (INCLUDING NEGLIGENCE), BREACH OR FAILURE OF ANY WARRANTY OR OTHERWISE) FOR ANY INDIRECT, INCIDENTAL, SPECIAL, CONSEQUENTIAL OR EXEMPLARY DAMAGES THAT MAY BE INCURRED BY YOU IN CONNECTION WITH YOUR JOY DEVICE OR THESE TERMS, INCLUDING ANY LOSS OF DATA, WHETHER OR NOT A JOY PARTY OR ITS REPRESENTATIVES HAVE BEEN ADVISED OF OR SHOULD HAVE BEEN AWARE OF THE POSSIBILITY OF ANY SUCH LOSSES ARISING. YOU EXPRESSLY UNDERSTAND AND AGREE THAT, TO THE MAXIMUM EXTENT PERMITTED BY APPLICABLE LAW, THE JOY PARTIES' TOTAL LIABILITY IN CONNECTION WITH YOUR JOY DEVICE OR THIS LIMITED WARRANTY WILL NOT EXCEED THE AMOUNT YOU ACTUALLY PAID JOY FOR YOUR JOY DEVICE.

How do you get service?

To make a claim under the Limited Warranty, please contact JOY Support using information described at <http://www.octopus.watch/joy/warranty.html>

For product originally purchased in the USA, JOY is JOY FAMILYTECH INC. 427 N Tatnal St, Wilmington DE 19801-2230 USA. Other limitations: No vendor, seller, authorized reseller, employee or representative of JOY or its affiliates or any third party is allowed to make any modification, extension or addition to this Limited Warranty. If any term of this Limited Warranty is held to be illegal or unenforceable, the remaining terms of this Limited Warranty will remain in full force and effect.



A PROBLEM?

[OCTOPUS.WATCH/SUPPORT](https://octopus.watch/support)