

JVC

BLUETOOTH TRANSMITTER
BLUETOOTH TRANSMITTER
BLUETOOTH TRANSMITTER

AA-T100BT -J/C



For Customer Use :
Enter below the Model No. and Serial No. which is located on the rear cover. Retain this information for future reference.

Model No. _____
Serial No. _____



INSTRUCTIONS
MANUEL D'INSTRUCTIONS
MANUAL DE INSTRUCCIONES

JVC

© 2007 Victor Company of Japan, Limited

Printed in China
LNT0097-001A

ENGLISH

This product's performance would be degraded under a strong electro-static environment. And the function would be self-recoverable after the above case. This product's performance would be degraded since the disturbance from the mains cord. And the function would be self-recoverable after the above case.

FRANÇAIS

Les performances de ce produit se détérioreront dans un environnement fortement électro-statique. Par ailleurs, le fonctionnement se restaurera de lui-même dans le cas ci-dessus.

Les performances de ce produit se détérioreront en cas de perturbations du cordon d'alimentation. Par ailleurs, le fonctionnement se restaurera de lui-même dans le cas ci-dessus.

ESPAÑOL

El rendimiento de este producto puede deteriorarse en un entorno con campos electrostáticos fuertes. El funcionamiento se repondrá a la normalidad después del caso arriba mencionado.

El rendimiento de este producto puede deteriorarse debido a las perturbaciones del cable de la red eléctrica. El funcionamiento se repondrá a la normalidad después del caso arriba mencionado.

FCC INFORMATION

This device complies with Part 15 of the FCC Rules. Operation is subject to the following two conditions:

- (1) This device may not cause harmful interference
- (2) This device must accept any interference received, including interference that may cause undesired operation.

CAUTION: Changes or modifications not approved by JVC could void user's authority to operate the equipment.

Contact

Address: JVC AMERICAS CORP.
JVC COMPANY OF AMERICA
1700 Valley Road, Wayne, N.J. 07470
Telephone: 1 (800) 252-5722

Note: This equipment has been tested and found to comply with the limits for a Class B digital device, pursuant to Part 15 of the FCC rules. These limits are designed to provide reasonable protection against harmful interference in a residential installation. This equipment generates, uses and can radiate radio frequency energy and, if not installed and used in accordance with the instructions, it may cause harmful interference to radio communications. However, there is no guarantee that interference will not occur in a particular installation. If this equipment does cause harmful interference to radio or television reception, which can be determined by turning the equipment off and on, the user is encouraged to try to correct the interference by one or more of the following measures:

- Reorient or relocate the receiving antenna.
- Increase the separation between the equipment and receiver.
- Connect the equipment into an outlet on a circuit different from that to which the receiver is connected.
- Consult the dealer or an experienced radio/TV technician for help.

IC INFORMATION

This device complies with RSS-210 of the IC Rules. Operation is subject to the following two conditions:

- (1) This device may not cause harmful interference
- (2) This device must accept any interference received, including interference that may cause undesired operation of the device.

CAUTION: Changes or modifications not approved by JVC could void user's authority to operate the equipment.

Contact

Address: JVC CANADA INC.
21 Finchdene Square, Toronto, ON M1X 1A7
Telephone: (416) 293-1311
e-mail: info@jvc.ca

Note: This equipment has been tested and found to comply with the limits for a Class B digital device, pursuant to Industry Canada's RSS-210. These limits are designed to provide reasonable protection against harmful interference in a residential installation. This equipment generates, uses and can radiate radio frequency energy and, if not installed and used in accordance with the instructions, it may cause harmful interference to radio communications. However, there is no guarantee that interference will not occur in a particular installation. If this equipment does cause harmful interference to radio or television reception, which can be determined by turning the equipment off and on, the user is encouraged to try to correct the interference by one or more of the following measures:

- Reorient or relocate the receiving antenna.
- Increase the separation between the equipment and receiver.
- Connect the equipment into an outlet on a circuit different from that to which the receiver is connected.
- Consult the dealer or an experienced radio/TV technician for help.

INFORMATION SUR IC

Cet appareil est conforme à la RSS-210 du règlement de la IC. Le fonctionnement est sujet aux deux conditions suivantes:

- (1) Cet appareil ne peut causer d'interférences nuisi-bles
- (2) Cet appareil reçoit toute interférence même les interférences qui peuvent occasionner un mauvais fonctionnement.

ATTENTION: Les changements ou les modifications non approuvés par JVC risquent de retirer à l'utilisateur le droit d'utiliser l'appareil.

Contact

Adresse: JVC CANADA INC.
21 Finchdene Square, Toronto, ON M1X 1A7
Téléphone: (416) 293-1311
e-mail: info@jvc.ca

Remarque: L'appareil a été testé et jugé conforme aux limites des appareils numériques de classe B, aux termes de la réglementation RSS-210 de l'industrie du Canada. Ces limites ont pour but d'assurer une protection raisonnable contre les interférences parasites lorsque l'appareil est utilisé dans une installation résidentielle. Cet appareil engendre, utilise et peut émettre une énergie radioélectrique et, s'il n'est pas installé et utilisé en stricte conformité avec ces instructions, il peut provoquer des interférences parasites dans les liaisons radiophoniques. Ceci ne garantit pas pour autant qu'une installation particulière n'émettra aucune interférence. Si l'appareil engendre des interférences parasites avec la réception radio ou télévision, ce qui pourra être déterminé en éteignant puis en rallumant l'appareil, il est conseillé à l'utilisateur d'essayer de corriger les interférences en prenant l'une des mesures ci-dessous:

- Modifier l'orientation ou changer l'emplacement de l'antenne de réception.
- Eloigner davantage l'appareil du récepteur.
- Brancher l'appareil dans une prise d'un circuit différent de celui auquel le récepteur est raccordé.
- Demander l'aide de son agent ou d'un technicien radio/télévision qualifié.

English

Thank you for purchasing this JVC product. Before you begin operating this unit, please read the operating instructions carefully to be sure you get the best possible performance. If you have any questions, consult your JVC dealer.

CAUTION

- For your safety...**
 - Never use the headphones when driving a car, motorcycle, or bicycle. This could result in an accident.
 - Pay special attention to traffic around you when using the headphones outside. Failure to do so could result in an accident.
 - Be careful not to turn up the sound volume too high. Your hearing can be damaged by listening to sounds at excessive volume for long periods.
 - Do not disassemble or modify the transmitter.
 - Do not allow flammable, water or metallic objects to enter the transmitter.
 - In the dry air such as in winter, you may feel a static shock when using the transmitter.
 - Avoid using the transmitter...**
 - in places subject to excessive humidity or dust
 - in places subject to extremely high (over 40°C or 104°F) or low (under 0°C or 32°F) temperatures
 - DO NOT leave the transmitter...**
 - exposed to direct sunlight
 - near a heater
 - To protect the transmitter, DO NOT...**
 - allow them to get wet
 - shake them or drop them against hard objects
- insert forcibly when connecting the unit; otherwise the unit and the connected device may be damaged.
 - apply excessive force to the unit when connected; otherwise the unit and the connected device may be damaged.
 - touch the terminals of the unit and the connected device or contact metallic object to them; otherwise damage or malfunction may be caused with poor contact or a static shock.
- About iPod...**
 - IF THE IPOD DOES NOT PLAY CORRECTLY, PLEASE UPDATE YOUR IPOD SOFTWARE TO THE LATEST VERSION. FOR DETAILS ABOUT UPDATING YOUR IPOD, CHECK ON THE APPLE WEB SITE. <http://www.apple.com>
 - SOUND DISTORTION MAY OCCUR WHEN PLAYING BACK AUDIO SOURCE WITH HIGH RECORDING LEVELS. WHEN DISTORTION OCCURS, IT IS RECOMMENDED TO TURN OFF THE EQUALIZER OF THE IPOD. FOR INFORMATION ON OPERATING THE IPOD, SEE THE IPOD INSTRUCTION MANUAL.
 - JVC IS NOT RESPONSIBLE FOR ANY LOSS OF OR DAMAGE TO IPOD THAT MIGHT RESULT FROM THE USE OF THIS PRODUCT.

About Bluetooth



Bluetooth is a short-range wireless radio communication technology for the mobile device such as cellular phones, portable PCs, and other devices. The Bluetooth devices can be connected without cables and communicate each other.

About Bluetooth Profile

Bluetooth Profile designates the way of communication between Bluetooth devices. The system supports the following Bluetooth Profiles.
A2DP: Advanced Audio Distribution Profile
The profile controls sending/receiving the high-quality audio contents.
AVRCP: Audio/Video Remote Control Profile
The profile controls the functions of audio/video devices such as playing, stopping, pausing and volume control.

About pairing

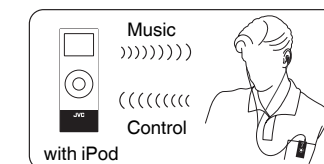
Pairing creates a unique and encrypted link between two Bluetooth devices and lets them communicate with each other. Bluetooth devices will not work if the devices have not been paired.

Cautions on Bluetooth communication

- Microwaves emitted from Bluetooth devices may affect the operation of electronic medical devices. Turn off this unit and other Bluetooth devices in hospitals, airplanes, trains, or crowding places.
- Bluetooth devices use 2.4 GHz band, which is the same as that used by wireless LAN devices and microwave oven. Interference may occur near these devices and cause noise, disconnection, or a decrease of communication speed.
- Connection with all Bluetooth devices cannot be guaranteed. Connectivity, operation, display indication or function may differ depending on the characteristics and specification of the devices.
- Some Bluetooth devices take more time to establish connection.
- To use the Bluetooth functions, the Bluetooth devices are required to be compatible with the same Bluetooth profiles as this unit is. However, the functions may differ depending on the specifications of the Bluetooth device even when it is compatible with the same profiles.

Features

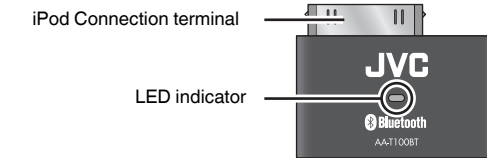
This unit is a stereo transmitter using Bluetooth® wireless technology.



Compatible iPods

- iPod (with click wheel, with color display, with video)
- iPod mini
- iPod nano (1st generation, 2nd generation (aluminum))
- Do not connect the unit to devices other than above. Otherwise, multifunctions may occur on the unit or the devices.
- This unit does not support iPod 3rd generation.

Parts name



Registering to a Bluetooth device – Pairing

You can register up to 8 Bluetooth devices to the unit.
• The device that has the oldest last connection date will be overwritten when you register the 9th Bluetooth device.

Before pairing...

- Turn off the iPod.
- Place the target Bluetooth device within 1 m of the unit.

1 Connect the unit to the dock connector on the bottom of the iPod, then turn on the iPod.
The LED indicator starts flashing rapidly.

2 Turn on the target Bluetooth device and execute pairing operation on the device to find the unit.
The unit automatically starts pairing and the flash will become slower after the pairing completed.

Listening to Music

Preparation:

- Finish pairing between the unit and the Bluetooth device.
- Connect the unit to the iPod.

1 Turn on the iPod.

2 Turn on the Bluetooth device.
The unit automatically turns on and will connect to the target Bluetooth device.

3 Start playback of the iPod.
Refer to the iPod's instruction manual for the operation of the iPod.

- If the target Bluetooth device supports the AVRCP of the Bluetooth Profile, play, pause and search (forward/reverse) functions are available from the target Bluetooth device.

To stop using the unit,
Turn off the iPod and disconnect the unit.

LED flashing patterns

Status	LED	Flashing pattern
While pairing	Blue	●●●●●●●●●●●●●●●●
Connecting	Blue	●●●●●●●●●●●●●●●●
Communicating	Blue	●●●●●●●●●●●●●●●●

Troubleshooting

What appears to be trouble is not always serious. Check the following points before consult your JVC dealer.

Cannot pair the devices.

- You cannot pair the Bluetooth device having sending function only.
- Bring the devices as closer as possible.

Cannot connect the devices.

- Pairing is incomplete. Perform the pairing again.

The sound is intermittent/The communication range is small.

- Although Bluetooth wireless technology can transmit the contents within the range of approx. 10 m, obstacles (human bodies, metallic objects, wall, etc.) or radiowave condition may affect the sound and decrease its range.

• The sound may be intermittent in the following cases. Avoid the following conditions when you use this unit.

- Places where the wireless local area network is applied.
- Near the microwave oven.
- Near the other Bluetooth devices.
- Places where the radiowave is used.

No sound.
• The connection between the Bluetooth device and this unit is incomplete. Connect the devices again.

Specifications

Designs and specifications are subject to change without notice.

Compatible iPods:

iPod (with click wheel, with color display, with video), iPod mini, iPod nano (1st generation, 2nd generation (aluminum))

Bluetooth version:

Bluetooth 2.0 certified

Output power:

Bluetooth power class 2

Service area:

max. 10 m (10.9 yd.) (approx.)*

* Communication range may vary depending on the environmental conditions.

Frequency band:

2.4 GHz (2.4000 GHz - 2.4835 GHz)

Bluetooth profile:

A2DP (Advanced Audio Distribution Profile) AVRCP (Audio/Video Remote Control Profile)

Supported Codec:

SBC

Power supply:

supplied from iPod

Battery life**:

max. XXX hours

Standby time: max. XXX hours

** Depends on use or the type of the iPod connected

Mass:

6 g (0.21 oz.)

- iPod is a trademark of Apple Inc., registered in the U.S. and other countries.
- The Bluetooth® word mark and logos are registered trademarks owned by Bluetooth SIG, Inc. and any use of such marks by Victor Company of Japan, Limited (JVC) is under license. Other trademarks and trade names are those of their respective owners.

French

Thank you for purchasing this JVC product. Before you begin operating this unit, please read the operating instructions carefully to be sure you get the best possible performance. If you have any questions, consult your JVC dealer.

CAUTION

- For your safety...**
 - Never use the headphones when driving a car, motorcycle, or bicycle. This could result in an accident.
 - Pay special attention to traffic around you when using the headphones outside. Failure to do so could result in an accident.
 - Be careful not to turn up the sound volume too high. Your hearing can be damaged by listening to sounds at excessive volume for long periods.
 - Do not disassemble or modify the transmitter.
 - Do not allow flammable, water or metallic objects to enter the transmitter.
 - In the dry air such as in winter, you may feel a static shock when using the transmitter.
- Avoid using the transmitter...**
 - in places subject to excessive humidity or dust
 - in places subject to extremely high (over 40°C or 104°F) or low (under 0°C or 32°F) temperatures
- DO NOT leave the transmitter...**
 - exposed to direct sunlight
 - near a heater
- To protect the transmitter, DO NOT...**
 - allow them to get wet
 - shake them or drop them against hard objects

- insert forcibly when connecting the unit; otherwise the unit and the connected device may be damaged.
 - apply excessive force to the unit when connected; otherwise the unit and the connected device may be damaged.
 - touch the terminals of the unit and the connected device or contact metallic object to them; otherwise damage or malfunction may be caused with poor contact or a static shock.
- 5. About iPod...**
- IF THE IPOD DOES NOT PLAY CORRECTLY, PLEASE UPDATE YOUR IPOD SOFTWARE TO THE LATEST VERSION. FOR DETAILS ABOUT UPDATING YOUR IPOD, CHECK ON THE APPLE WEB SITE. <http://www.apple.com>
 - SOUND DISTORTION MAY OCCUR WHEN PLAYING BACK AUDIO SOURCE WITH HIGH RECORDING LEVELS. WHEN DISTORTION OCCURS, IT IS RECOMMENDED TO TURN OFF THE EQUALIZER OF THE IPOD. FOR INFORMATION ON OPERATING THE IPOD, SEE THE IPOD INSTRUCTION MANUAL.
 - JVC IS NOT RESPONSIBLE FOR ANY LOSS OF OR DAMAGE TO IPOD THAT MIGHT RESULT FROM THE USE OF THIS PRODUCT.

About Bluetooth



Bluetooth is a short-range wireless radio communication technology for the mobile device such as cellular phones, portable PCs, and other devices. The Bluetooth devices can be connected without cables and communicate each other.

About Bluetooth Profile

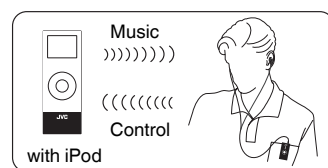
Bluetooth Profile designates the way of communication between Bluetooth devices. The system supports the following Bluetooth Profiles.
A2DP: Advanced Audio Distribution Profile
The profile controls sending/receiving the high-quality audio contents.
AVRCP: Audio/Video Remote Control Profile
The profile controls the functions of audio/video devices such as playing, stopping, pausing and volume control.

About pairing

Pairing creates a unique and encrypted link between two Bluetooth devices and lets them communicate with each other. Bluetooth devices will not work if the devices have not been paired.

Features

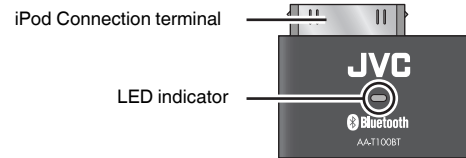
This unit is a stereo transmitter using Bluetooth® wireless technology.



Compatible iPods

- iPod (with click wheel, with color display, with video)
- iPod mini
- iPod nano (1st generation, 2nd generation (aluminum))
- Do not connect the unit to devices other than above. Otherwise, malfunctions may occur on the unit or the devices.
- This unit does not support iPod 3rd generation.

Parts name



Registering to a Bluetooth device – Pairing

You can register up to 8 Bluetooth devices to the unit.
• The device that has the oldest last connection date will be overwritten when you register the 9th Bluetooth device.

Before pairing...

- Turn off the iPod.
- Place the target Bluetooth device within 1 m of the unit.

Listening to Music

Preparation:

- Finish pairing between the unit and the Bluetooth device.
- Connect the unit to the iPod.

1 Turn on the iPod.

The unit automatically turns on and will connect to the target Bluetooth device.

The unit automatically turns on and will connect to the target Bluetooth device.

LED flashing patterns

Status	LED	Flashing pattern
While pairing	Blue	●●●●●●●●●●●●●●●●
Connecting	Blue	●●●●●●●●●●●●●●●●
Communicating	Blue	●●●●●●●●●●●●●●●●

Troubleshooting

What appears to be trouble is not always serious. Check the following points before consult your JVC dealer.

Cannot pair the devices.

☞ You cannot pair the Bluetooth device having sending function only.

☞ Bring the devices as closer as possible.

Cannot connect the devices.

☞ Pairing is incomplete. Perform the pairing again.

The sound is intermittent/The communication range is small.

☞ Although Bluetooth wireless technology can transmit the contents within the range of approx. 10 m, obstacles (human bodies, metallic objects, wall, etc.) or radiowave condition may affect the sound and decrease its range.

☞ The sound may be intermittent in the following cases. Avoid the following conditions when you use this unit.

- Places where the wireless local area network is applied.
- Near the microwave oven.
- Near the other Bluetooth devices.
- Places where the radiowave is used.

No sound.

☞ The connection between the Bluetooth device and this unit is incomplete. Connect the devices again.

Specifications

Designs and specifications are subject to change without notice.

Compatible iPods:

iPod (with click wheel, with color display, with video), iPod mini, iPod nano (1st generation, 2nd generation (aluminum))

Bluetooth version:

Bluetooth 2.0 certified

Output power:

Bluetooth power class 2

Service area:

max. 10 m (10.9 yd.) (approx.)*

* Communication range may vary depending on the environmental conditions.

Frequency band:

2.4 GHz (2,4000 GHz - 2,4835 GHz)

Bluetooth profile:

A2DP (Advanced Audio Distribution Profile) AVRCP (Audio/Video Remote Control Profile)

Supported Codec:

SBC

Power supply:

supplied from iPod

Battery life**:

max. XXX hours

Standby time: max. XXX hours

** Depends on use or the type of the iPod connected

Mass:

6 g (0.21 oz.)

● iPod is a trademark of Apple Inc., registered in the U.S. and other countries.

● The Bluetooth® word mark and logos are registered trademarks owned by Bluetooth SIG, Inc. and any use of such marks by Victor Company of Japan, Limited (JVC) is under license. Other trademarks and trade names are those of their respective owners.

Spanish

Thank you for purchasing this JVC product. Before you begin operating this unit, please read the operating instructions carefully to be sure you get the best possible performance. If you have any questions, consult your JVC dealer.

CAUTION

- For your safety...**
 - Never use the headphones when driving a car, motorcycle, or bicycle. This could result in an accident.
 - Pay special attention to traffic around you when using the headphones outside. Failure to do so could result in an accident.
 - Be careful not to turn up the sound volume too high. Your hearing can be damaged by listening to sounds at excessive volume for long periods.
 - Do not disassemble or modify the transmitter.
 - Do not allow flammable, water or metallic objects to enter the transmitter.
 - In the dry air such as in winter, you may feel a static shock when using the transmitter.
- Avoid using the transmitter...**
 - in places subject to excessive humidity or dust
 - in places subject to extremely high (over 40°C or 104°F) or low (under 0°C or 32°F) temperatures
- DO NOT leave the transmitter...**
 - exposed to direct sunlight
 - near a heater
- To protect the transmitter, DO NOT...**
 - allow them to get wet
 - shake them or drop them against hard objects

- insert forcibly when connecting the unit; otherwise the unit and the connected device may be damaged.
 - apply excessive force to the unit when connected; otherwise the unit and the connected device may be damaged.
 - touch the terminals of the unit and the connected device or contact metallic object to them; otherwise damage or malfunction may be caused with poor contact or a static shock.
- 5. About iPod...**
- IF THE IPOD DOES NOT PLAY CORRECTLY, PLEASE UPDATE YOUR IPOD SOFTWARE TO THE LATEST VERSION. FOR DETAILS ABOUT UPDATING YOUR IPOD, CHECK ON THE APPLE WEB SITE. <http://www.apple.com>
 - SOUND DISTORTION MAY OCCUR WHEN PLAYING BACK AUDIO SOURCE WITH HIGH RECORDING LEVELS. WHEN DISTORTION OCCURS, IT IS RECOMMENDED TO TURN OFF THE EQUALIZER OF THE IPOD. FOR INFORMATION ON OPERATING THE IPOD, SEE THE IPOD INSTRUCTION MANUAL.
 - JVC IS NOT RESPONSIBLE FOR ANY LOSS OF OR DAMAGE TO IPOD THAT MIGHT RESULT FROM THE USE OF THIS PRODUCT.

About Bluetooth



Bluetooth is a short-range wireless radio communication technology for the mobile device such as cellular phones, portable PCs, and other devices. The Bluetooth devices can be connected without cables and communicate each other.

About Bluetooth Profile

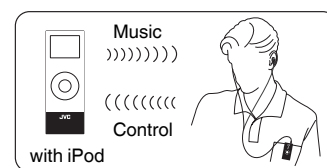
Bluetooth Profile designates the way of communication between Bluetooth devices. The system supports the following Bluetooth Profiles.
A2DP: Advanced Audio Distribution Profile
The profile controls sending/receiving the high-quality audio contents.
AVRCP: Audio/Video Remote Control Profile
The profile controls the functions of audio/video devices such as playing, stopping, pausing and volume control.

About pairing

Pairing creates a unique and encrypted link between two Bluetooth devices and lets them communicate with each other. Bluetooth devices will not work if the devices have not been paired.

Features

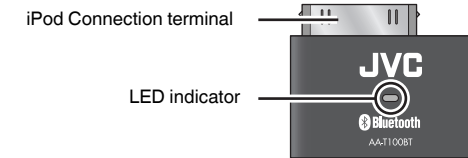
This unit is a stereo transmitter using Bluetooth® wireless technology.



Compatible iPods

- iPod (with click wheel, with color display, with video)
- iPod mini
- iPod nano (1st generation, 2nd generation (aluminum))
- Do not connect the unit to devices other than above. Otherwise, malfunctions may occur on the unit or the devices.
- This unit does not support iPod 3rd generation.

Parts name



Registering to a Bluetooth device – Pairing

You can register up to 8 Bluetooth devices to the unit.
• The device that has the oldest last connection date will be overwritten when you register the 9th Bluetooth device.

Before pairing...

- Turn off the iPod.
- Place the target Bluetooth device within 1 m of the unit.

Listening to Music

Preparation:

- Finish pairing between the unit and the Bluetooth device.
- Connect the unit to the iPod.

1 Turn on the iPod.

The unit automatically turns on and will connect to the target Bluetooth device.

The unit automatically turns on and will connect to the target Bluetooth device.

LED flashing patterns

Status	LED	Flashing pattern
While pairing	Blue	●●●●●●●●●●●●●●●●
Connecting	Blue	●●●●●●●●●●●●●●●●
Communicating	Blue	●●●●●●●●●●●●●●●●

Troubleshooting

What appears to be trouble is not always serious. Check the following points before consult your JVC dealer.

Cannot pair the devices.

☞ You cannot pair the Bluetooth device having sending function only.

☞ Bring the devices as closer as possible.

Cannot connect the devices.

☞ Pairing is incomplete. Perform the pairing again.

The sound is intermittent/The communication range is small.

☞ Although Bluetooth wireless technology can transmit the contents within the range of approx. 10 m, obstacles (human bodies, metallic objects, wall, etc.) or radiowave condition may affect the sound and decrease its range.

☞ The sound may be intermittent in the following cases. Avoid the following conditions when you use this unit.

- Places where the wireless local area network is applied.
- Near the microwave oven.
- Near the other Bluetooth devices.
- Places where the radiowave is used.

No sound.

☞ The connection between the Bluetooth device and this unit is incomplete. Connect the devices again.

Specifications

Designs and specifications are subject to change without notice.

Compatible iPods:

iPod (with click wheel, with color display, with video), iPod mini, iPod nano (1st generation, 2nd generation (aluminum))

Bluetooth version:

Bluetooth 2.0 certified

Output power:

Bluetooth power class 2

Service area:

max. 10 m (10.9 yd.) (approx.)*

* Communication range may vary depending on the environmental conditions.

Frequency band:

2.4 GHz (2,4000 GHz - 2,4835 GHz)

Bluetooth profile:

A2DP (Advanced Audio Distribution Profile) AVRCP (Audio/Video Remote Control Profile)

Supported Codec:

SBC

Power supply:

supplied from iPod

Battery life**:

max. XXX hours

Standby time: max. XXX hours

** Depends on use or the type of the iPod connected

Mass:

6 g (0.21 oz.)

● iPod is a trademark of Apple Inc., registered in the U.S. and other countries.

● The Bluetooth® word mark and logos are registered trademarks owned by Bluetooth SIG, Inc. and any use of such marks by Victor Company of Japan, Limited (JVC) is under license. Other trademarks and trade names are those of their respective owners.