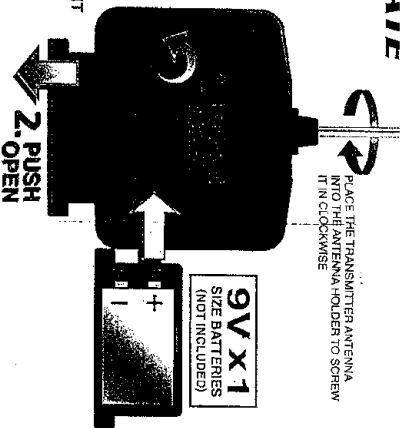
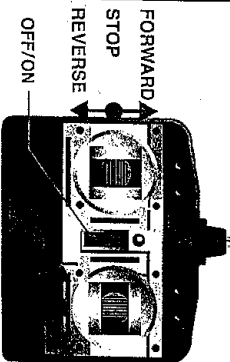


# HOW TO OPERATE

PLACE THE TRANSMITTER ANTENNA INTO THE ANTENNA HOLDER TO SCREW IT IN CLOCKWISE



9V X 1  
SIZE BATTERIES  
(NOT INCLUDED)

## USER'S MANUAL

Note: The manufacturer is not responsible for any radio or TV interference caused by unauthorized modifications to this equipment. Such modifications could void the users authority to operate the equipment.


WHEEL ALIGNMENT

RIGHT ← ← LEFT

## BATTERY INSTALLATION

ON/OFF

PUSH OPEN



4 X AA  
SIZE BATTERIES  
(NOT INCLUDED)

