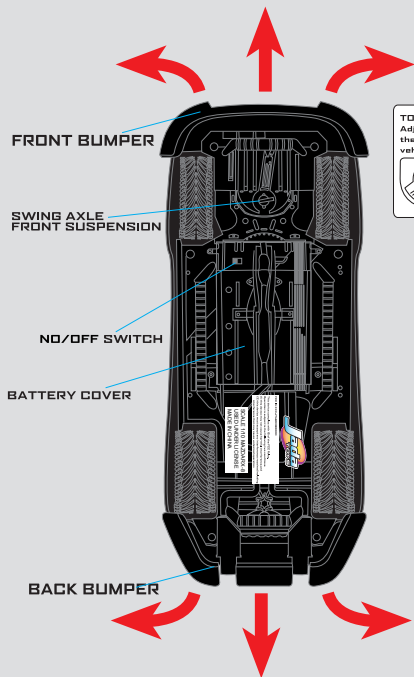


VEHICLE



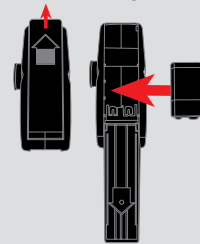
TO ADJUST STEERING ALIGNMENT
Adjust the steering alignment lever on the underside of the vehicle when the vehicle doesn't run straight forward.

Steering alignment lever

TRANSMITTER



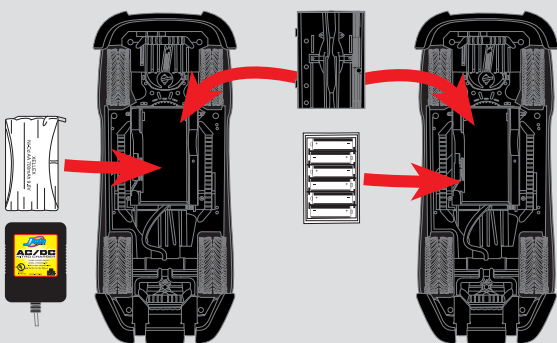
9 VOLTS BATTERY REPLACED PROCESSING



CHARGER & BATTERY

BATTERY (POWER PACK 9.6 VOLTS)

CHASSIS COVER FOR SMOOTH INSTALLATION AND BATTERY CHANGE



*HOW TO OPERATE

- ① Turn "ON" the vehicle
- ② Operate the vehicle with transmitter
- ③ Turn "OFF" the vehicle after operation
- ④ Remove all the batteries both from the vehicle and the transmitter

"NOTE: The manufacturer is not responsible for any radio or TV interference caused by unauthorized modifications to this equipment. Such modifications could void the User's authority to operate the equipment."