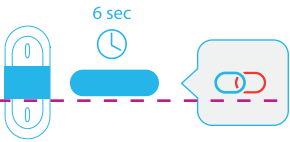


42

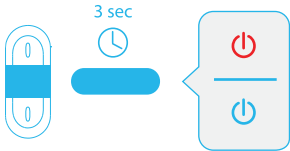
# Controls



## Pair Mode (0000)

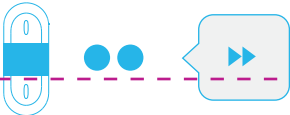

Conexión (0000)  
Synchronisation (0000)  
~~Koppplung (0000)~~  
Coppia (0000)  
ペアリング (0000)  
페어 (0000)  
配对 (0000)

42

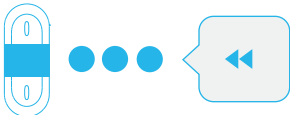


Begin with headphones powered off. Push and hold the center button for 6 seconds until status light alternates red and blue. You are now in pair mode. See your phone/music device manual for pair instructions. Passcode is 0000.

42

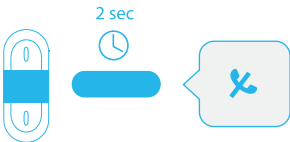


42

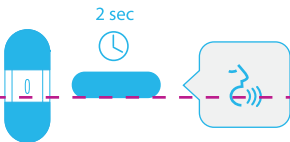


iPhone does not support remote track controls from Bluetooth headphones. JayBird BluTrax! enables track controls for iPhone. Check out JayBird BluTrax! iPhone app at jaybirdgear.com.

42




42



## Voice Command

Instrucción vocal  
Commande vocale  
Sprachsteuerung  
Comando vocale  
音声コマンド  
음성 명령  
语音命令

42



## Track Controls for iPhone

To enable remote track controls from your Bluetooth headphones with iPhone, check out 1) JayBird BluTrax! in iTunes app store, or in detail at jaybirdgear.com, or, 2) the mini *iSport Bluetooth Adapter for iPod & iPhone* available at jaybirdgear.com.

42

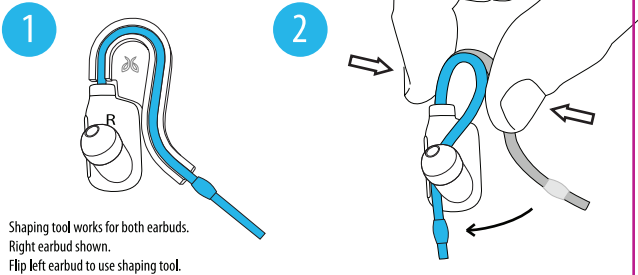
## Redeem your \$29 Credit

Sign up for new JayBird product alerts, or fitness lifestyle content at jaybirdgear.com and receive a \$29 credit towards accessories on your next JayBird online store purchase.

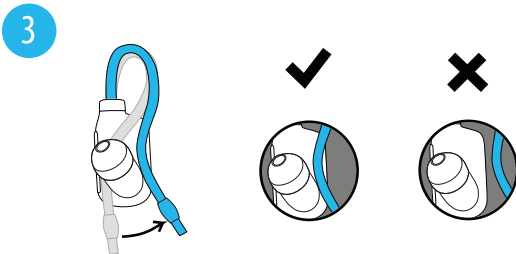
42

# start here

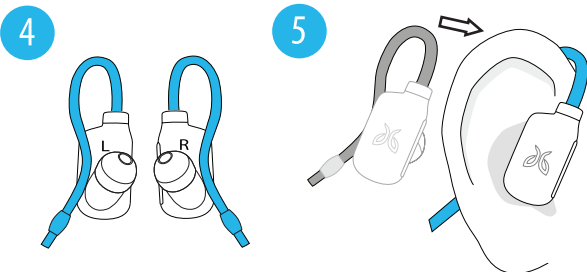
42



42



42



42

## Switch gears with apt-X

Your BlueBuds headphones come with apt-X on board. If your phone or music device has apt-X the BlueBuds headphones will switch gears and deliver a clean, clear, bassier audio experience. If you have iPod or iPhone, get the iSport Bluetooth Adapter and enable apt-X right now.

BAiP iSport Adapter: Just 15mm x 25mm in size. Purchase from [jaybirdgear.com](http://jaybirdgear.com)



42

## Need help?

Complete User Manual  
Manual del Usuario completo  
Manuel complet de l'utilisateur  
Komplettes Benutzerhandbuch  
Manuale d'uso completo  
使用説明書  
상세 사용자 설명서  
完整的用户手册

## Battery



Charge before use

[jaybirdgear.com/manuals](http://jaybirdgear.com/manuals)

42

## Warranty Information

[jaybirdgear.com/warranty](http://jaybirdgear.com/warranty)



[jaybirdgear.com](http://jaybirdgear.com)  
+1.866.244.3399 | [support@jaybirdgear.com](mailto:support@jaybirdgear.com)

**WARNING:** Due to the isolating characteristics of these earphones do not use while driving, riding a bike or where vehicular traffic is present, or in any other activity where failure to hear surrounding sounds could be dangerous. Use of earphones at excessive volumes may cause permanent hearing damage. Always turn the volume down before use.

Copyright 2010 JayBird Gear LLC. All rights reserved. JayBird, BlueBuds, and the JayBird & BlueBuds logos are trademarks of JayBird Gear LLC. Bluetooth is a trademark owned by Bluetooth SIG, Inc. USA, and licensed to JayBird Gear LLC. apt-X® is a registered trademark of APT Licensing Ltd. iPhone is a trademark of Apple, Inc., registered in the U.S. and other countries. Patent Pending. Assembled in China.

BB4 BlueBuds Bluetooth Headphones Quick Start Guide

42

**IMPORTANT REGULATORY INFORMATION**  
This device complies with Part 15 of the FCC Rules: Operation is subject to the following two conditions:  
1. This device may not cause harmful interference and  
2. This device must accept any interference that is received, including any interference that may cause undesired operation.  
**WARNING:**  
Changes or modifications to this unit not expressly approved by the party responsible for compliance could void the user's authority to operate the equipment.



BlueBuds Bluetooth HeadPhones  
Get Started Guide