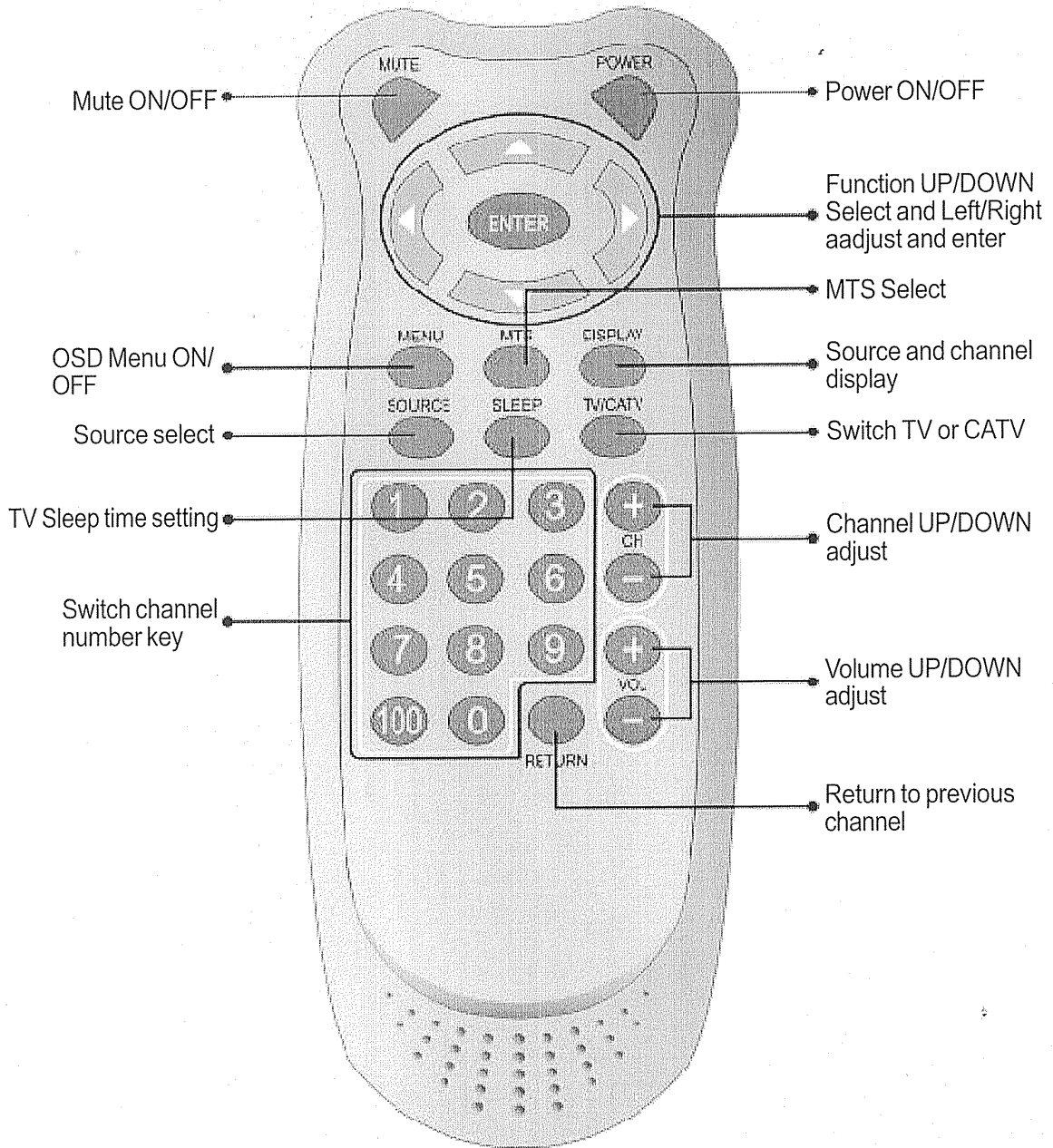


Remote Control

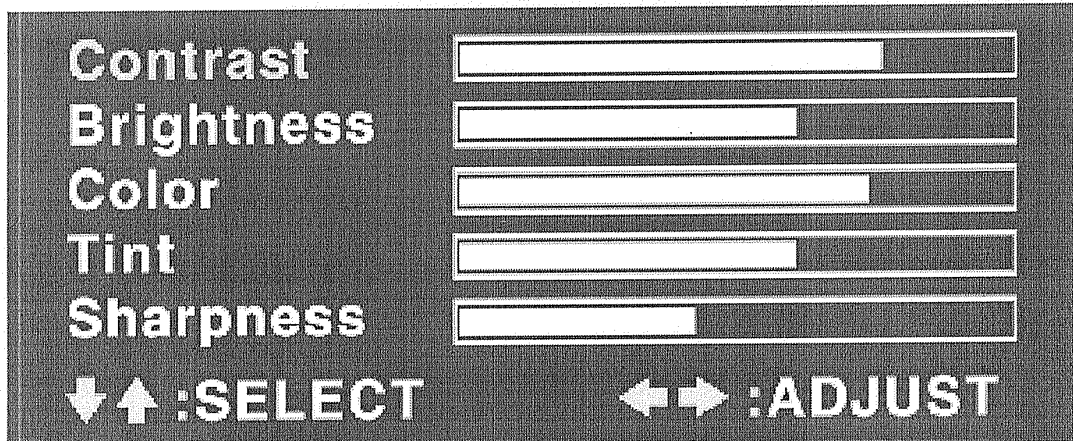


Using the OSD Functions

Press menu key it can display OSD Menu, and press menu key again can to change menu page.

TV mode

Picture Menu:



This submenu can to adjust Contrast, Brightness, Color, Tint and sharpness.

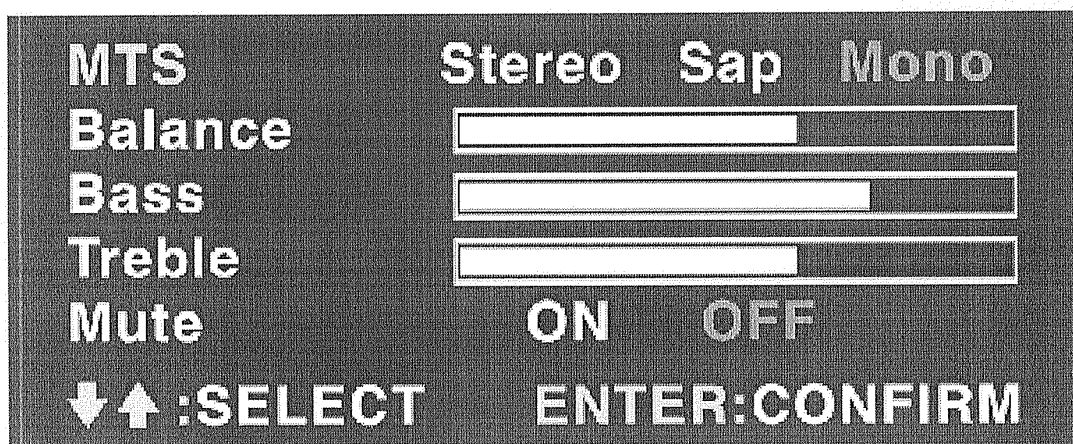
Contrast: To adjust the contrast of the video.

Brightness: To adjust the Luminance of the Video.

Color: To adjust color saturation.

Tint: To adjust the Hue.

Sharpness: To adjust the picture sharpness of display.



This submenu can to adjust MTS, Balance, Bass, Treble, and to mute ON/OFF.

MTS: To select audio output condition to stereo, sap or mono.

Balance: To adjust the left and right audio balance.

Using the OSD Functions

Bass: To adjust the bass.

Treble: To adjust the treble.

Mute: To adjust the Mute ON/OFF.

Close Caption	OFF	C1	C2
	C3	C4	T1
	T2	T2	T4
Sleep	OFF		10M
	30M		60M
Source Select	PC		YCbCr
	S-Video		AV
	TV/CATV		
Memory Recall			
↓↑ :SELECT	ENTER:CONFIRM		

This submenu can to setting close Caption, Sleep time, and Source Select (PC, YCbCr, S-Video, AV)

Close Caption: To select the close caption.

Sleep: To select the TV sleep time.

Source Select: To select the input source (PC, YCbCr, S-Video, AV).

Memory Recall: Recall factory setting condition, about video & Audio setting.