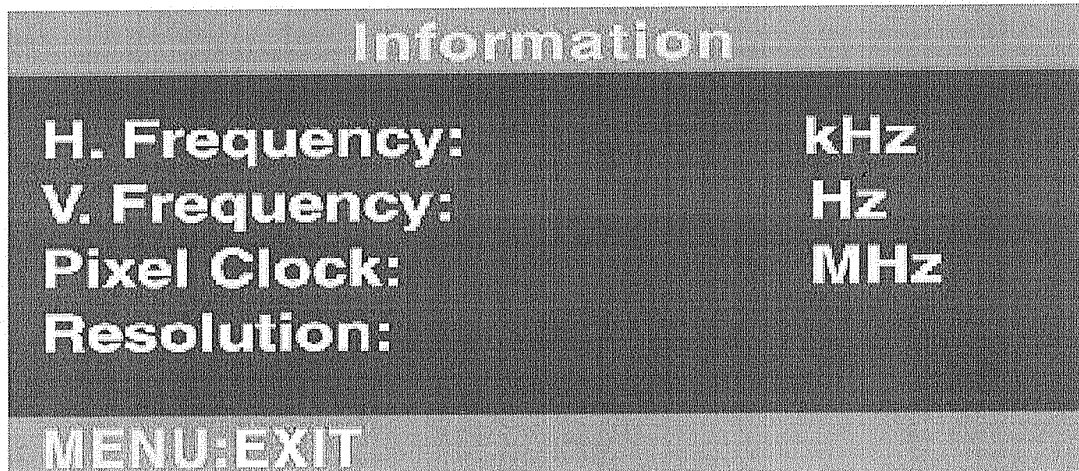


Using the OSD Functions



Information: Show current mode condition.

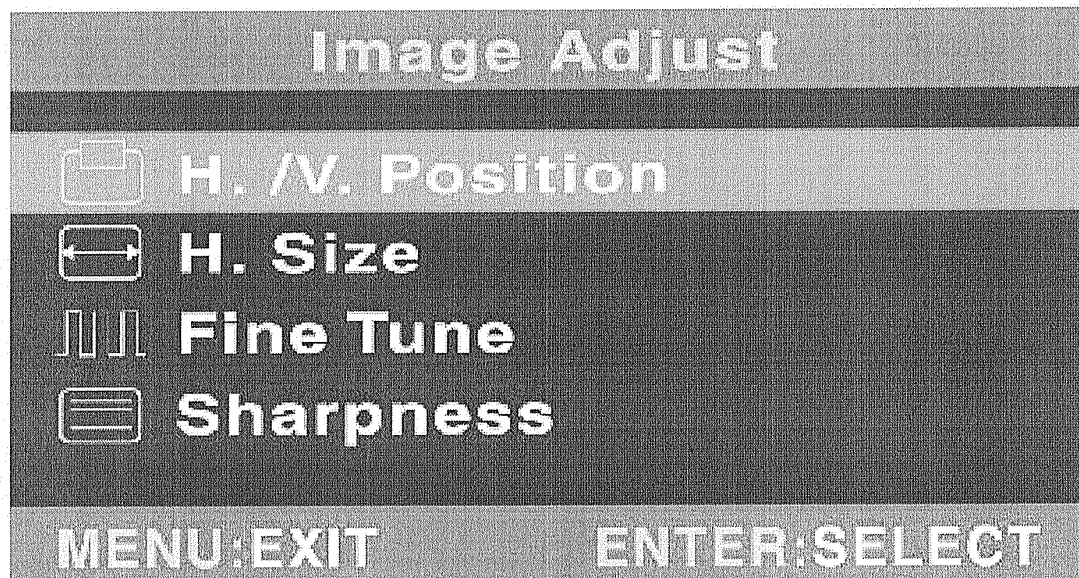



Image adjust: adjust horizontal /vertical position ,fine tune and H-size and sharpness.



H. Position: To adjust the horizontal position of the video.

Using the OSD Functions

V. Position



MENU:EXIT

ENTER: 

V. Position: To adjust the vertical position of the video.

Fine Tune



MENU:EXIT

Fine Tune: To adjust the delay time.

H. Size



MENU:EXIT

H. Size: To adjust the delay time between horizontal synchronous signal and video.



Sharpness



MENU:EXIT

Sharpness: To adjust the picture sharpness of display.

Using the OSD Functions



Volume: To adjust the volume.

Mute: To select the Mute ON/OFF.



Source Select: To select input source is PC, YCbCr, S-Video, AV, or TV/CATV.