



Jetlun Three Phase Zigbee Panel Meter User Guide

RD77724

rev 1.0

88 PARKGROVE DRIVE | SOUTH SAN FRANCISCO | CA | 94080 |
USA
T: +1 866 498 2703 | F: +1 650 360 1977

© 2009 Jetlun Corporation. All rights reserved.

Notice: No part of this publication may be reproduced or transmitted in any form or by any means, electronic or mechanical, including photocopying and recording, or stored in a database or retrieval system for any purpose without the express written permission of Jetlun Corporation.

Jetlun Corporation reserves the right to make changes to this user's guide at any time without notice and assumes no responsibility for its use. Jetlun products and services can only be ordered under the terms and conditions of Jetlun Corporation's applicable agreements. All of the features described in this user's guide may not be currently available. Refer to the most recent product announcement for information about feature and product availability.

This user's guide contains the most current information available at the time of publication. When new and/ or revised information becomes available, this entire user's guide is updated and distributed to all registered users.

Trademarks, Product Names, and Service Names

Jetlun, the stylized J logo, and the Jetlun logo are either trademarks or registered trademarks of Jetlun Corporation. All other product or service names are property of their respective owners.

<http://www.jetlun.com>

Table of Contents

1.0 ABOUT THIS GUIDE 5

 1.1 BECOMING FAMILIAR WITH THIS USER GUIDE 5

 1.1.1 *Quick Reference* 5

 1.1.2 *Icon Descriptions* 5

 1.1.3 *Related Documentation* 5

 1.1.4 *Getting Additional Help* 5

 1.1.5 *Sending Feedback regarding this Documentation* 6

1.2 IMPORTANT SAFETY INFORMATION 6

2.0 PRODUCT OVERVIEW 7

 2.1 PACKAGE CONTENTS 7

 2.2 FRONT PANEL 8

 2.3 LEFT PANEL 9

 2.4 RIGHT PANEL 9

3.0 INSTALLING THE PANEL METER 10

 3.1 ADDITIONAL INSTRUCTIONS 12

4.0 LEGAL AND REGULATORY NOTICES 12

 4.1 IMPORTANT NOTE OF MODIFICATIONS 12

 4.2 NATIONAL AND REGIONAL REGULATORY NOTICES 12

 4.2.1 U.S. Federal Communications Commission (FCC) Notifications 12

 4.2.2 Declarations of Conformity 13

 4.3 USER INFORMATION FOR CONSUMER PRODUCTS COVERED BY EU DIRECTIVE 2002/96/EC ON WASTE ELECTRIC AND ELECTRONIC EQUIPMENT (WEEE) 15

 4.4 LEGAL NOTICES 21

 4.4.1 *Software License Terms and Conditions* 21

 4.4.2 *Hardware Warranty in U.S.* 24

 4.4.3 *Limit of Liability* 24

5.0 TROUBLESHOOTING 25

6.0 TECHNICAL SPECIFICATIONS 26

NOTES 27

Figures

Figure 1: Front Panel of Panel Meter 8

Figure 2: Left view of Panel Meter 9

Figure 3: Side view of Panel Meter 9

Figure 4: Right view of the Panel Meter 9

Tables

Table 1: Where to find information in this User Guide 5
Table 2: Icon descriptions 5
Table 3: Front Panel LED Description 8

1.0 ABOUT THIS GUIDE

1.1 Becoming familiar with this User Guide

1.1.1 Quick Reference

The Jetlun Zigbee Panel Meter (RD77724) User Guide describes the following:




Table 1: Where to find information in this User Guide

Planning and Installing the Jetlun Zigbee Panel Meter	Chapter 2 and 3
---	-----------------

1.1.2 Icon Descriptions

While reading through the User Guide, you may see various icons that call attention to specific items. Below is a description of these icons:

Table 2: Icon descriptions

	NOTE: This mark indicates that there is a note of interest and is something that you should pay attention to while using the product.
	IMPORTANT: This mark identifies an indication that you should watch for, or reiterates something that you should always keep in mind.
	WARNING: This exclamation point indicates that there is a caution or warning and may be something that could damage your property or project.

1.1.3 Related Documentation

General Jetlun Intelligent Management (JIM) Information

- Site Survey Questionnaire
- Gateway (RD75606) User Guide

1.1.4 Getting Additional Help

To get information or assistance for problems that you encounter, please contact Jetlun Technical Support by emailing support@jetlun.com.



Please always include with all inquiries the following information:

- Product name, model number, part number (if applicable) and serial number
- A description of the devices connected to your Gateway or a system configuration
- The circumstances surrounding the error or failure
- A detailed description of the problem and what has been done to try to resolve it

1.1.5 Sending Feedback regarding this Documentation

We welcome your feedback on Jetlun Gateway documentation. This includes feedback on the structure, content, accuracy, or completeness of our documents, and any other comments you may have. Please send your comments to docs@jetlun.com.

1.2 IMPORTANT SAFETY INFORMATION

	WARNING: These installation instructions are for use by a licensed electrician only. To avoid electrical shock, do not perform any servicing other than what is contained in this User Guide unless you are a licensed electrician and qualified to do so.
	Read, understand, and follow all instructions in the User Guide including all warnings, cautions, and precautions before installing and using the product

The following precautions should be taken when using this product:

- Read all instructions before installing and operating this product.
- Jetlun recommends that a licensed electrician install the Panel Meter.
- Jetlun recommends that the Panel Meter be installed either in an electrical enclosure (panel or junction box) or in a limited access electrical room.
- Verify that circuit voltages and currents are within the proper range for the Panel Meter.
- Jetlun recommends using only current transformers (CTs) from Jetlun, which has been calibrated to work with the Panel Meter. Using off-the-shelf UL CTs from third parties will affect the accuracy of the measurements.
- Before turning on power to the Panel Meter, ensure that all the wires are securely installed by tugging on each wire.
- Equipment must be disconnected from the HAZARDOUS LIVE voltage before access.
- Do not place more than one line voltage wire in a screw terminal.
- Do not install the Panel Meter where it may be exposed to temperatures below $\square 30^{\circ}\text{C}$ or above 55°C , excessive moisture, dust, salt spray, or other contamination.
- Do not drill mounting holes using the Panel Meter as a guide; the drill chuck can damage the Panel Meter housing or screw terminals.
- If the Panel Meter is installed incorrectly, the safety protections may be impaired.


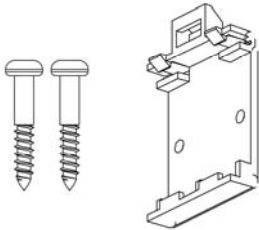
2.0 PRODUCT OVERVIEW

Thank you for choosing the Jetlun Panel Meter (RD77724). The Panel Meter is an integrated Zigbee enabled metering device that provides phase-based energy measurement. Removing the guesswork, the Jetlun Panel Meter provides a detailed breakdown of your entire home’s energy usage in real-time helping you understand where your energy is being used and if you have renewable energy sources, the Panel Meter calculates how much energy you are adding back to the grid in real-time so you know where your money is going. It measures energy usage from within existing electric service panels avoiding the costly installation of subpanels and associated wiring. The Panel Meter is designed for use in demand side management (DSM), sub-metering, and energy monitoring applications.

The Jetlun Panel Meter works with 0.333 VAC solid-core and split-core current transformers (CTs). Split-core CTs offer greater ease of installation, because they can be installed without disconnecting the circuit being measured. Solid-core CTs are more compact, generally more accurate, and less expensive, but installation requires that the measured circuit be disconnected. Although you can source and use off-the-shelf CTs with the Jetlun Panel Meter, it is highly recommended to use CTs from Jetlun because those CTs have been calibrated and tested to work with the Jetlun Panel Meter. Using third-party CTs will affect the accuracy of the measurements.

2.1 Package Contents

When you first open the box, please check and confirm that the following items are all included:

	1x Panel Meter RD77724
	1x din rail mounting bracket 2x mounting screws


If any of the parts are incorrect, missing or damaged, contact the retailer where you made your purchase. Keep the carton, including the original packaging materials in case you need to return the unit for repair.

2.2 Front Panel



Figure 1: Front Panel of Panel Meter

Table 3: Front Panel LED Description

	Constant Green	Successfully connected to zigbee network
	Blinking Green	Search the zigbee network
	Blinking Yellow	Actively sending or receiving data over the network
A, B,C	Constant Green	No Power but Voltage is Live. The voltage for panel meter is normal and no devices use the energy in the network.
	Constant yellow	Low power factor (pf < 0.5, this value is calculated every one hour)
	Blinking Green	The Power is positive.
	Blinking Red	The Power is negative. If there is no generating plant connects to panel meter network, this means the CT is in the wrong direction.

2.3 Left Panel

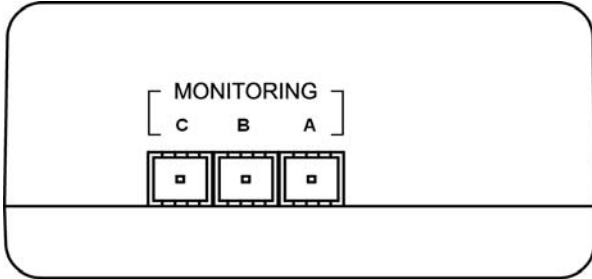


Figure 2: Left view of Panel Meter

A, B, C	Current transformer (CT) inputs. These indicate the positions of the screw terminals for the current transformers connections.
---------	---

Figure 3: Side view of Panel Meter

2.4 Right Panel

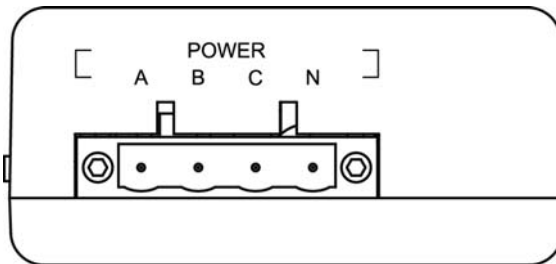


Figure 4: Right view of the Panel Meter

Power	This is power supply input. One is connect to Line and another is connected to Neutral
-------	---

2.5 Side Panel



Figure 5: Side view of the Panel Meter

	<p>The Zigbee Network button is applied for panel meter to join or leave the zigbee network. Press and hold the Zigbee Network button for 5 seconds to join the network if the meter is not in the network. To leave the meter from the network, press and hold the Zigbee Network button for 7-10 seconds.</p>
--	---

3.0 INSTALLING THE PANEL METER

3.1 Install Hardware

Follow these quick steps to install your Panel Meter. There are two ways to install your panel meter.

1. The power supply for panel meter is direct to transformer box (Figure 6)
2. The power supply for panel meter is plugged to socket. (Figure 7)

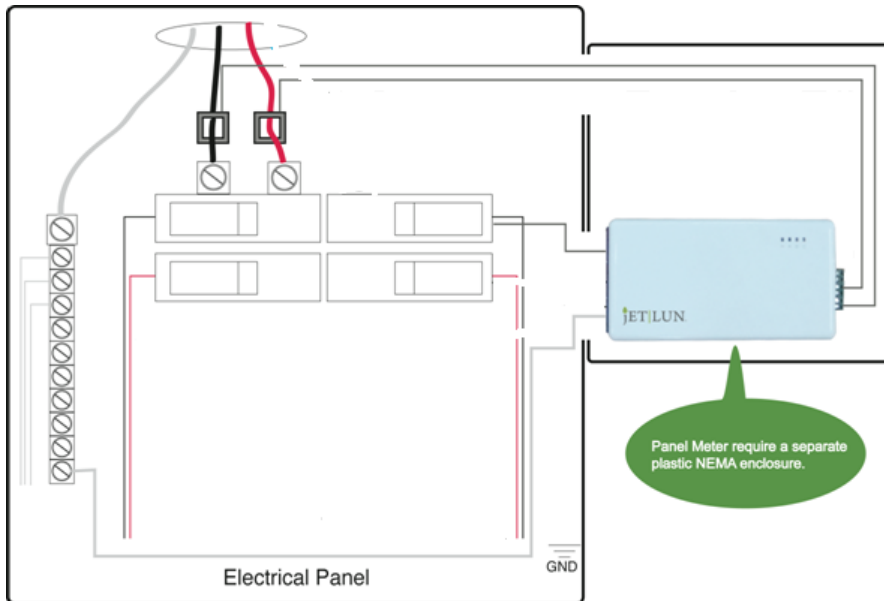


Figure 6: Installation picture

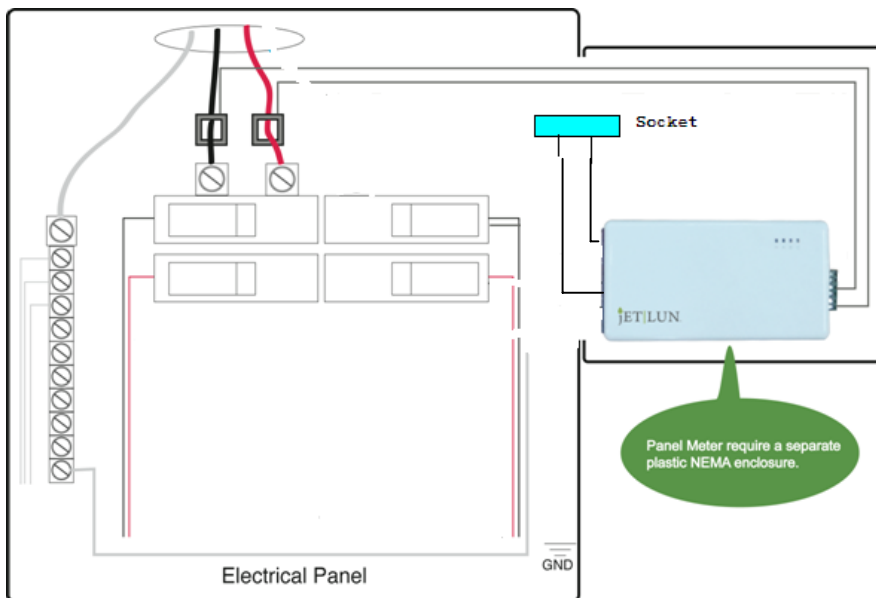



Figure 7: Install Picture


Jetlun Three Phase Zigbee Panel Meter User Guide rev 1.0

- **STEP 1:** Mount the Panel Meter.
- **STEP 2:** Turn off power before installing the CTs or making voltage connections.
- **STEP 3:** Mount the CTs around the line wires being measured. Take care to orient the CTs facing the source.




	NOTE: Split-core CTs can be opened for installation by pulling the removable section straight away from the rest of the CT; this may require a strong pull. The removable section only fits one way, so match up the steel core pieces when closing the CT. If the CT seems to jam and will not close, the steel core pieces are probably not aligned correctly; DO NOT FORCE together. Instead, reposition or rock the removable portion until the CT closes without excessive force.
---	--

- **STEP 4:** Plug the other end of the CT to a port on the Left Side of the Panel Meter.

- **STEP 5:** Repeat steps 3 through 4 for another line you want to measure.

	NOTE: If you want measure one line, you can leave port 1 or port 2 alone.
---	--

- **STEP 6:** Plug the Panel Meter Power Supply into a power outlet.


	NOTE: You may choose to cut off the plug to the power supply and wire the power supply directly into an empty breaker.
	NOTE: To minimize current measurement noise, avoid extending the CT wires, especially in noisy environments. If it is necessary to extend the wires, use stranded twisted pair wire 18 AWG, rated for 600V.
	NOTE: You may shorten the CT wires to the desired length.

- **STEP 7:** Check the LED indicators on the Panel Meter.

3.2 Join/Leave the Zigbee network

3.2.1 To Join the Network

- **STEP 1:** Press and hold the Zigbee network button for 3-5 seconds. The Zigbee Link LED should be blinking.
- **STEP 2:** The panel meter will join the network within 1 minute. The Zigbee link LED should be solid green.

	NOTE: If the panel meter fails to join the ZigBee network, please enter the Gateway utility web interface and check the following items: <ol style="list-style-type: none"> 1. The Zigbee network is formed. 2. The Zigbee network allows the Zigbee device to join the network. 3. Retry Step 1
---	--

3.2.2 To Leave the network

- ➔ **STEP 1:** Press and hold the Zigbee network button for 7-10 seconds and then release the button. The Link LED is blinking for about 3 seconds and then it is off.
- ➔ **STEP 2:** The panel meter has left the network successfully when the Link LED is off.

3.3 Additional Instructions

For additional information on how to add the Panel Meter to the JIM network and monitor the energy usage collected on the Panel Meter, please refer to the Jetlun Gateway RD75606 User Guide.

4.0 LEGAL AND REGULATORY NOTICES

4.1 Important Note of Modifications

Intentional or unintentional changes or modifications to the equipment must not be made unless under the express consent of the party responsible for compliance. Any such modifications could void the user's authority to operate the equipment and will void the manufacturer's warranty.

4.2 National and Regional Regulatory Notices

4.2.1 U.S. Federal Communications Commission (FCC) Notifications

This device complies with part 15 of the US FCC Rules and Regulations. Operation is subject to the following two conditions: (1) This device may not cause harmful interference, and (2) This device must accept any interference received, including interference that may cause undesired operation.

This equipment has been tested and found to comply with the limits for a Class B digital device, pursuant to Part 15 of the US FCC Rules. These limits are designed to provide reasonable protection against harmful interference in a residential installation. This equipment generates, uses, and can radiate radio-frequency energy and, if not installed and used in accordance with these instructions, may cause harmful interference to radio communications. However, there is no guarantee that interference will not occur in a particular installation. If this equipment does cause harmful interference to radio or television reception, which can be determined by turning the equipment on and off, the user is encouraged to correct the interference by one or more of the following measures:

- Reorient or relocate the receiving antenna;
- Increase the separation between the affected equipment and the unit;
- Connect the affected equipment to a power outlet on a different circuit from that

Jetlun Three Phase Zigbee Panel Meter User Guide rev 1.0

- which the receiver is connected to;
- Consult the dealer and/or experienced radio/TV technician for help.

Changes or modifications to this unit not expressly approved by the party responsible for compliance could void the user's authority to operate the equipment

This equipment complies with FCC RF radiation exposure limits set forth for an uncontrolled environment. This equipment should be installed and operated with a minimum distance of 20 centimeters between the radiator and your body.

4.2.2 Declarations of Conformity

A signed declaration of conformity to the requirements of the Council of the European Communities follows:

Deutsche [German]	Hiermit erklärt Jetlun, dass sich diese <i>Jetlun Panel Meter (RD77724)</i> , in Übereinstimmung mit den grundlegenden Anforderungen und den anderen relevanten Vorschriften der Richtlinie 1999/5/EG befindet. (BMWi)
	Hiermit erklärt Jetlun die Übereinstimmung des Gerätes <i>Jetlun Panel Meter (RD77724)</i> , mit den grundlegenden Anforderungen und den anderen relevanten Festlegungen der Richtlinie 1999/5/EG. (Wien)
English	Hereby, Jetlun, declares that this <i>Jetlun Panel Meter (RD77724)</i> , is in compliance with the essential requirements and other relevant provisions of Directive 1999/5/EC.
Español [Spanish]	Por medio de la presente Jetlun declara que le <i>Jetlun Panel Meter (RD77724)</i> , cumple con los requisitos esenciales y cualesquiera otras disposiciones aplicables o exigibles de la Directiva 1999/5/CE.
Français [French]	Par la présente Jetlun déclare que l'appareil <i>Jetlun Panel Meter (RD77724)</i> , est conforme aux exigences essentielles et aux autres dispositions pertinentes de la directive 1999/5/CE.
	Par la présente, Jetlun déclare que ce <i>Jetlun Panel Meter (RD77724)</i> , est conforme aux exigences essentielles et aux autres dispositions de la directive 1999/5/CE qui lui sont applicables.

DECLARATION OF CONFORMITY

Jetlun declares under its sole responsibility that the products, to which this declaration relates, conform to the applicable essential requirements of the following Directive(s) of the Council of the European Communities:

- 1999/5/EC of the European Parliament and of the Council of 9 March 1999 on the radio equipment and telecommunications terminal equipment and the mutual recognition of their conformity (R&TTE Directive).
- 89/336/EEC of 3 May 1989 on the approximation of the laws of the Member States relating to electromagnetic compatibility (EMC Directive).
- 72/23/EEC of 19 February 1973 on the harmonization of the laws of the Member States relating to electrical equipment designed for use within certain voltage limits (LV Directive).

Product: Jetlun Gateway **RD77724X**

Where "X" = "C", "G"

Model Number	Description
RD77724C	Jetlun Gateway Type C Plug – 2 round pin European
RD77724G	Jetlun Gateway Type G Plug – UK pin

Manufacturer: Jetlun Corporation

Conformity: Harmonized standards used to demonstrate conformity:

The products have been shown to meet the following requirements:

- a) Safety – certified to EN 60950-1:2001+A11:2004 First Edition
- b) EMC – certified to meet R&TTE (including EN301489,EN300328) .

Signature:

Name: TK Chan
Title: CTO
Date: MM/DD/YY

4.3 User Information for Consumer Products Covered by EU Directive 2002/96/EC on Waste Electric and Electronic Equipment (WEEE)

This document contains important information for users with regards to the proper disposal and recycling of Jetlun products. Consumers are required to comply with this notice for all electronic products bearing the following symbol:



Български (Bulgarian) - Информация относно опазването на околната среда за потребители в Европейския съюз

Европейска директива 2002/96/ЕС изисква уредите, носещи този символ върху изделието и/или опаковката му, да не се изхвърлят с несортирани битови отпадъци. Символът обозначава, че изделието трябва да се изхвърля отделно от сметосъбирането на обикновените битови отпадъци. Ваша е отговорността този и другите електрически и електронни уреди да се изхвърлят в предварително определени от държавните или общински органи специализирани пунктове за събиране. Правилното изхвърляне и рециклиране ще спомогнат да се предотвратят евентуални вредни за околната среда и здравето на населението последствия. За по-подробна информация относно изхвърлянето на вашите стари уреди се обърнете към местните власти, службите за сметосъбиране или магазина, от който сте закупили уреда.

Ceština (Czech) - Informace o ochraně životního prostředí pro zákazníky v zemích Evropské unie

Evropská směrnice 2002/96/ES zakazuje, aby zařízení označené tímto symbolem na produktu anebo na obalu bylo likvidováno s netříděným komunálním odpadem. Tento symbol udává, že daný produkt musí být likvidován odděleně od běžného komunálního odpadu. Odpovídáte za likvidaci tohoto produktu a dalších elektrických a elektronických zařízení prostřednictvím určených sběrných míst stanovených vládou nebo místními úřady. Správná likvidace a recyklace pomáhá předcházet potenciálním negativním dopadům na životní prostředí a lidské zdraví. Podrobnější informace o likvidaci starého vybavení si laskavě vyžádejte od místních úřadů, podniku zabývajícího se likvidací komunálních odpadů nebo obchodu, kde jste produkt zakoupili.

Dansk (Danish) - Miljøinformation for kunder i EU

EU-direktiv 2002/96/EF kræver, at udstyr der bærer dette symbol på produktet og/eller emballagen ikke må bortskaffes som usorteret kommunalt affald. Symbolet betyder, at dette produkt skal bortskaffes adskilt fra det almindelige husholdningsaffald. Det er dit ansvar at bortskaffe dette og andet elektrisk og elektronisk udstyr via bestemte indsamlingssteder udpeget af staten eller de lokale myndigheder. Korrekt bortskaffelse og genvinding vil hjælpe med til at undgå mulige skader for miljøet og menneskers

sundhed. Kontakt venligst de locale myndigheder, renovationstjenesten eller den butik, hvor du har købt produktet, angående mere detaljeret information om bortskaffelse af dit gamle udstyr.

Deutsch (German) - Umweltinformation für Kunden innerhalb der Europäischen Union

Die Europäische Richtlinie 2002/96/EC verlangt, dass technische Ausrüstung, die direkt am Gerät und/oder an der Verpackung mit diesem Symbol versehen ist, nicht zusammen mit unsortiertem Gemeindeabfall entsorgt werden darf. Das Symbol weist darauf hin, dass das Produkt von regulärem Haushaltsmüll getrennt entsorgt werden sollte. Es liegt in Ihrer Verantwortung, dieses Gerät und andere elektrische und elektronische Geräte über die dafür zuständigen und von der Regierung oder örtlichen Behörden dazu bestimmten Sammelstellen zu entsorgen. Ordnungsgemäßes Entsorgen und Recyceln trägt dazu bei, potentielle negative Folgen für Umwelt und die menschliche Gesundheit zu vermeiden. Wenn Sie weitere Informationen zur Entsorgung Ihrer Altgeräte benötigen, wenden Sie sich bitte an die örtlichen Behörden oder städtischen Entsorgungsdienste oder an den Händler, bei dem Sie das Produkt erworben haben.

English - Environmental Information for Customers in the European Union

European Directive 2002/96/EC requires that the equipment bearing this symbol on the product and/or its packaging must not be disposed of with unsorted municipal waste. The symbol indicates that this product should be disposed of separately from regular household waste streams. It is your responsibility to dispose of this and other electric and electronic equipment via designated collection facilities appointed by the government or local authorities. Correct disposal and recycling will help prevent potential negative consequences to the environment and human health. For more detailed information about the disposal of your old equipment, please contact your local authorities, waste disposal service, or the shop where you purchased the product.

Eesti (Estonian) - Keskkonnaalane informatsioon Euroopa Liidus asuvatele klientidele

Euroopa Liidu direktiivi 2002/96/EÜ nõuete kohaselt on seadmeid, millel on tootel või pakendil käesolev sümbol, keelatud kõrvaldada koos sorteerimata olmejäätmetega. See sümbol näitab, et toode tuleks kõrvaldada eraldi tavalistest olmejäätmevoogudest. Olete kohustatud kõrvaldama käesoleva ja ka muud elektri- ja elektroonikaseadmed riigi või kohalike ametiasutuste poolt ette nähtud kogumispunktide kaudu. Seadmete korrektne kõrvaldamine ja ringlussevõtt aitab vältida võimalikke negatiivseid tagajärgi keskkonnale ning inimeste tervisele. Vanade seadmete kõrvaldamise kohta täpsema informatsiooni saamiseks võtke palun ühendust kohalike ametiasutustega, jäätmekäitlusfirmaga või kauplusega, kust te toote ostsite.

Español (Spanish) - Información medioambiental para clientes de la Unión Europea

La Directiva 2002/96/CE de la UE exige que los equipos que lleven este símbolo en el propio aparato y/o en su embalaje no deben eliminarse junto con otros residuos urbanos no seleccionados. El símbolo indica que el producto en cuestión debe separarse de los

residuos domésticos convencionales con vistas a su eliminación. Es responsabilidad suya desechar este y cualesquiera otros aparatos eléctricos y electrónicos a través de los puntos de recogida que ponen a su disposición el gobierno y las autoridades locales. Al desechar y reciclar correctamente estos aparatos estará contribuyendo a evitar posibles consecuencias negativas para el medio ambiente y la salud de las personas. Si desea obtener información más detallada sobre la eliminación segura de su aparato usado, consulte a las autoridades locales, al servicio de recogida y eliminación de residuos de su zona o pregunte en la tienda donde adquirió el producto.

ξλληνικά (Greek) - Στοιχεία περιβαλλοντικής προστασίας για πελάτες εντός της Ευρωπαϊκής Ένωσης

Η Κοινοτική Οδηγία 2002/96/EC απαιτεί ότι ο εξοπλισμός ο οποίος φέρει αυτό το σύμβολο στο προϊόν και/ή στη συσκευασία του δεν πρέπει να απορρίπτεται μαζί με τα μικτά κοινοτικά απορρίμματα. Το σύμβολο υποδεικνύει ότι αυτό το προϊόν θα πρέπει να απορρίπτεται ξεχωριστά από τα συνήθη οικιακά απορρίμματα. Είστε υπεύθυνος για την απόρριψη του παρόντος και άλλου ηλεκτρικού και ηλεκτρονικού εξοπλισμού μέσω των καθορισμένων εγκαταστάσεων συγκέντρωσης απορριμμάτων οι οποίες παρέχονται από το κράτος ή τις αρμόδιες τοπικές αρχές. Η σωστή απόρριψη και ανακύκλωση συμβάλλει στην πρόληψη πιθανών αρνητικών συνεπειών για το περιβάλλον και την υγεία. Για περισσότερες πληροφορίες σχετικά με την απόρριψη του παλιού σας εξοπλισμού, παρακαλώ επικοινωνήστε με τις τοπικές αρχές, τις υπηρεσίες απόρριψης ή το κατάστημα από το οποίο αγοράσατε το προϊόν.

Français (French) - Informations environnementales pour les clients de l'Union européenne

La directive européenne 2002/96/CE exige que l'équipement sur lequel est apposé ce symbole sur le produit et/ou son emballage ne soit pas jeté avec les autres ordures ménagères. Ce symbole indique que le produit doit être éliminé dans un circuit distinct de celui pour les déchets des ménages. Il est de votre responsabilité de jeter ce matériel ainsi que tout autre matériel électrique ou électronique par les moyens de collecte indiqués par le gouvernement et les pouvoirs publics des collectivités territoriales. L'élimination et le recyclage en bonne et due forme ont pour but de lutter contre l'impact néfaste potentiel de ce type de produits sur l'environnement et la santé publique. Pour plus d'informations sur le mode d'élimination de votre ancien équipement, veuillez prendre contact avec les pouvoirs publics locaux, le service de traitement des déchets, ou l'endroit où vous avez acheté le produit.

Italiano (Italian) - Informazioni relative all'ambiente per i clienti residenti nell'Unione Europea

La direttiva europea 2002/96/EC richiede che le apparecchiature contrassegnate con questo simbolo sul prodotto e/o sull'imballaggio non siano smaltite insieme ai rifiuti urbani non differenziati. Il simbolo indica che questo prodotto non deve essere smaltito insieme ai normali rifiuti domestici. È responsabilità del proprietario smaltire sia questi prodotti sia le altre apparecchiature elettriche ed elettroniche mediante le specifiche strutture di raccolta indicate dal governo o dagli enti pubblici locali. Il corretto smaltimento ed il riciclaggio aiuteranno a prevenire conseguenze potenzialmente negative per l'ambiente e per la salute dell'essere umano. Per ricevere informazioni più dettagliate circa lo smaltimento delle vecchie apparecchiature in Vostro possesso, Vi

invitiamo a contattare gli enti pubblici di competenza, il servizio di smaltimento rifiuti o il negozio nel quale avete acquistato il prodotto.

Latviešu valoda (Latvian) - Ekoloģiska informācija klientiem Eiropas Savienības jurisdikcijā

Direktīvā 2002/96/EK ir prasība, ka aprīkojumu, kam pievienota zīme uz paša izstrādājuma vai uz tā iesaiņojuma, nedrīkst izmest nešķirotā veidā kopā ar komunālajiem atkritumiem (tiem, ko rada vietēji iedzīvotāji un uzņēmumi). Šī zīme nozīmē to, ka šī ierīce ir jāizmet atkritumos tā, lai tā nenonāktu kopā ar parastiem mājsaimniecības atkritumiem. Jūsu pienākums ir šo un citas elektriskas un elektroniskas ierīces izmest atkritumos, izmantojot īpašus atkritumu savākšanas veidus un līdzekļus, ko nodrošina valsts un pašvaldību iestādes. Ja izmešana atkritumos un pārstrāde tiek veikta pareizi, tad mazinās iespējamais kaitējums dabai un cilvēku veselībai. Sīkākas ziņas par novecojuša aprīkojuma izmešanu atkritumos jūs varat saņemt vietējā pašvaldībā, atkritumu savākšanas dienestā, kā arī veikalā, kur iegādājāties šo izstrādājumu.

Lietuvškai (Lithuanian) - Aplinkosaugos informacija, skirta Europos Sąjungos vartotojams

Europos direktyva 2002/96/EC numato, kad įrangos, kuri ir kurios pakuotė yra pažymėta šiuo simboliu (įveskite simbolį), negalima šalinti kartu su nerūšiuotomis komunalinėmis atliekomis. Šis simbolis rodo, kad gaminį reikia šalinti atskirai nuo bendro buitinių atliekų srauto. Jūs privalote užtikrinti, kad ši ir kita elektros ar elektroninė įranga būtų šalinama per tam tikras nacionalinės ar vietinės valdžios nustatytas atliekų rinkimo sistemas. Tinkamai šalinant ir perdirbant atliekas, bus išvengta galimos žalos aplinkai ir žmonių sveikatai. Daugiau informacijos apie jūsų senos įrangos šalinimą gali pateikti vietinės valdžios institucijos, atliekų šalinimo tarnybos arba parduotuvės, kuriose įsigijote tą gaminį.

Malti (Maltese) - Informazzjoni Ambjentali għal Kliġenti fl-Unjoni Ewropea

Id-Direttiva Ewropea 2002/96/KE titlob li t-tagħmir li jkun fih issimbolu fuq il-prodott u/jew fuq l-ippakkjar ma jistax jintrema ma' skart municipali li ma ġiex isseparat. Is-simbolu jindika li dan il-prodott għandu jintrema separatament minn ma' liskart domestiku regolari. Hija responsabbiltà tiegħek li tarmi dan it-tagħmir u kull tagħmir ieħor ta' l-elettriku u elettroniku permezz ta' faċilitajiet ta' ġbir appuntati apposta mill-gvern jew mill-awtoritajiet lokali. Ir-rimi b'mod korrett u r-riċiklaġġ jgħin jipprevjeni konsegwenzi negattivi potenzjali għall-ambjent u għas-saħħa tal-bniedem. Għal aktar informazzjoni dettaljata dwar ir-rimi tat-tagħmir antik tiegħek, jekk jogħġbok ikkuntattja lill-awtoritajiet lokali tiegħek, is-servizzi għar-rimi ta' l-iskart, jew il-ħanut minn fejn xtrajt il-prodott.

Magyar (Hungarian) - Környezetvédelmi információ az európai uniós vásárlók számára

A 2002/96/EC számú európai uniós irányelv megkívánja, hogy azokat a termékeket, amelyeken, és/vagy amelyek csomagolásán az alábbi címke megjelenik, tilos a többi szelektálatlan lakossági hulladékkal együtt kidobni. A címke azt jelöli, hogy az adott termék kidobásakor a szokványos háztartási hulladékelszállítási rendszerektől elku loÁnniÁLtett eljárást kell alkalmazni. Az Ön felelőssége, hogy ezt, és más

elektromos és elektronikus berendezéseit a kormányzati vagy a helyi hatóságok által kijelölt gyűjtőrendszeren keresztül számolja fel. A megfelelő hulladékfeldolgozás segít a környezetre és az emberi egészségre potenciálisan ártalmas negatív hatások megelőzésében. Ha elavult berendezéseinek felszámolásához további részletes információra van szüksége, lépjen kapcsolatba a helyi hatóságokkal, a hulladékfeldolgozási szolgálattal, vagy azzal a üzlettel, ahol a terméket vásárolta.

Nederlands (Dutch) - Milieu-informatie voor klanten in de Europese Unie

De Europese Richtlijn 2002/96/EC schrijft voor dat apparatuur die is voorzien van dit symbool op het product of de verpakking, niet mag worden ingezameld met niet-gescheiden huishoudelijk afval. Dit symbool geeft aan dat het product apart moet worden ingezameld. U bent zelf verantwoordelijk voor de vernietiging van deze en andere elektrische en elektronische apparatuur via de daarvoor door de landelijke of plaatselijke overheid aangewezen inzamelingskanalen. De juiste vernietiging en recycling van deze apparatuur voorkomt mogelijke negatieve gevolgen voor het milieu en de gezondheid. Voor meer informatie over het vernietigen van uw oude apparatuur neemt u contact op met de plaatselijke autoriteiten of afvalverwerkingsdienst, of met de winkel waar u het product hebt aangeschaft.

Norsk (Norwegian) - Miljøinformasjon for kunder i EU

EU-direktiv 2002/96/EF krever at utstyr med følgende symbol avbildet på produktet og/eller pakningen, ikke må kastes sammen med usortert avfall. Symbolet indikerer at dette produktet skal håndteres atskilt fra ordinær avfallsinnsamling for husholdningsavfall. Det er ditt ansvar å kvitte deg med dette produktet og annet elektrisk og elektronisk avfall via egne innsamlingsordninger slik myndighetene eller kommunene bestemmer. Korrekt avfallshåndtering og gjenvinning vil være med på å forhindre mulige negative konsekvenser for miljø og helse. For nærmere informasjon om håndtering av det kasserte utstyret ditt, kan du ta kontakt med kommunen, en innsamlingsstasjon for avfall eller butikken der du kjøpte produktet.

Polski (Polish) - Informacja dla klientów w Unii Europejskiej o przepisach dotyczących ochrony środowiska

Dyrektywa Europejska 2002/96/EC wymaga, aby sprzęt oznaczony symbolem znajdującym się na produkcie i/lub jego opakowaniu nie był wyrzucany razem z innymi niesortowanymi odpadami komunalnymi. Symbol ten wskazuje, że produkt nie powinien być usuwany razem ze zwykłymi odpadami z gospodarstw domowych. Na Państwie spoczywa obowiązek wyrzucania tego i innych urządzeń elektrycznych oraz elektronicznych w punktach odbioru wyznaczonych przez władze krajowe lub lokalne. Pozbywanie się sprzętu we właściwy sposób i jego recykling pomogą zapobiec potencjalnie negatywnym konsekwencjom dla środowiska i zdrowia ludzkiego. W celu uzyskania szczegółowych informacji o usuwaniu starego sprzętu, prosimy zwrócić się do lokalnych władz, służb oczyszczania miasta lub sklepu, w którym produkt został nabyty.

Português (Portuguese) - Informação ambiental para clientes da União Europeia

A Directiva Europeia 2002/96/CE exige que o equipamento que exhibe este símbolo no produto e/ou na sua embalagem não seja eliminado junto com os resíduos municipais não separados. O símbolo indica que este produto deve ser eliminado separadamente

dos resíduos domésticos regulares. É da sua responsabilidade eliminar este e qualquer outro equipamento eléctrico e electrónico através das instalações de recolha designadas pelas autoridades governamentais ou locais. A eliminação e reciclagem correctas ajudarão a prevenir as consequências negativas para o ambiente e para a saúde humana. Para obter informações mais detalhadas sobre a forma de eliminar o seu equipamento antigo, contacte as autoridades locais, os serviços de eliminação de resíduos ou o estabelecimento comercial onde adquiriu o produto.

Roma[^]nă (Romanian) - Informații de mediu pentru clienții din Uniunea Europeană

Directiva europeană 2002/96/CE impune ca echipamentele care prezintă acest simbol pe produs și/sau pe ambalajul acestuia să nu fie casate împreună cu gunoiul menajer municipal. Simbolul indică faptul că acest produs trebuie să fie casat separat de gunoiul menajer obișnuit. Este responsabilitatea dvs. să casați acest produs și alte echipamente electrice și electronice prin intermediul unităților de colectare special desemnate de guvern sau de autoritățile locale. Casarea și reciclarea corecte vor ajuta la prevenirea potențialelor consecințe negative asupra sănătății mediului și a oamenilor. Pentru mai multe informații detaliate cu privire la casarea acestui echipament vechi, contactați autoritățile locale, serviciul de salubritate sau magazinul de la care ați achiziționat produsul.

Slovenčina (Slovak) - Informácie o ochrane životného prostredia pre zákazníkov v Európskej únii

Podľa európskej smernice 2002/96/ES zariadenie s týmto symbolom na produkte a/alebo jeho balení nesmie byť likvidované spolu s netriedeným komunálnym odpadom. Symbol znamená, že produkt by sa mal likvidovať oddelene od bežného odpadu z domácností. Je vašou povinnosťou likvidovať toto i ostatné elektrické a elektronické zariadenia prostredníctvom špecializovaných zberných zariadení určených vládou alebo miestnymi orgánmi. Správna likvidácia a recyklácia pomôže zabrániť priľpadným negatívnym dopadom na životné prostredie a zdravie ľudí. Ak máte záujem o podrobnejšie informácie o likvidácii starého zariadenia, obráťte sa, prosím, na miestne orgány, organizácie zaoberajúce sa likvidáciou odpadov alebo obchod, v ktorom ste si produkt zakúpili.

Slovenčina (Slovene) - Okoljske informacije za stranke v Evropski uniji

Evropska direktiva 2002/96/EC prepoveduje odlaganje opreme, označene s tem simbolom – na izdelku in/ali na embalaži – med običajne, nerazvrščene odpadke. Ta simbol opozarja, da je treba izdelek odvreči ločeno od preostalih gospodinskih odpadkov. Vaša odgovornost je, da to in preostalo električno in elektronsko opremo odnesete na posebna zbirališča, ki jih določijo državne ustanove ali lokalna uprava. S pravilnim odlaganjem in recikliranjem boste preprečili morebitne škodljive vplive na okolje in zdravje ljudi. Če želite izvedeti več o odlaganju stare opreme, se obrnite na lokalno upravo, odpad ali trgovino, kjer ste izdelek kupili.

Suomi (Finnish) - Ympäristöä koskevia tietoja EUalueen asiakkaille

EU-direktiivi 2002/96/EY edellyttää, että jos laitteistossa on tämä symboli itse tuotteessa ja/tai sen pakkauksessa, laitteistoa ei saa hävittää lajittelemattoman yhdyskuntajätteen mukana. Symboli merkitsee sitä, että tämä tuote on hävitettävä erillään tavallisesta

kotitalousjätteestä. Sinun vastuullasi on hävittää tämä elektroniikkatuote ja muut vastaavat elektroniikkatuotteet viemällä tuote tai tuotteet viranomaisten määräämään keräyspisteeseen. Laitteiston oikea hävittäminen estää mahdolliset kielteiset vaikutukset ympäristöön ja ihmisten terveyteen. Lisätietoja vanhan laitteiston oikeasta hävitystavasta saa paikallisilta viranomaisilta, jätteenhävityspalvelusta tai siitä myymälästä, josta ostit tuotteen.

Svenska (Swedish) - Miljöinformation för kunder i Europeiska unionen

Det europeiska direktivet 2002/96/EC kräver att utrustning med denna symbol på produkten och/eller förpackningen inte får kastas med osorterat kommunalt avfall. Symbolen visar att denna produkt bör kastas efter att den avskiljts från vanligt hushållsavfall. Det faller på ditt ansvar att kasta denna och annan elektrisk och elektronisk utrustning på fastställda insamlingsplatser utsedda av regeringen eller lokala myndigheter. Korrekt kassering och återvinning skyddar mot eventuella negativa konsekvenser för miljön och personhälsa. För mer detaljerad information om kassering av din gamla utrustning kontakta du dina lokala myndigheter, avfallshanteringen eller butiken där du köpte produkten.

4.4 Legal Notices

4.4.1 Software License Terms and Conditions

ONLY OPEN THE PACKAGE, OR USE THE SOFTWARE AND RELATED PRODUCT IF YOU ACCEPT THE TERMS OF THIS LICENSE. BY BREAKING THE SEAL ON THIS DISK KIT /CDROM, OR IF YOU USE THE SOFTWARE OR RELATED PRODUCT, YOU ACCEPT THE TERMS OF THIS LICENSE AGREEMENT. IF YOU DO NOT AGREE TO THESE TERMS, DO NOT USE THE SOFTWARE OR RELATED PRODUCT; INSTEAD, RETURN THE SOFTWARE TO PLACE OF PURCHASE FOR A FULL REFUND. THE FOLLOWING AGREEMENT IS A LEGAL AGREEMENT BETWEEN YOU (EITHER AN INDIVIDUAL OR ENTITY), AND JETLUN CORPORATION (FOR ITSELF AND ITS LICENSORS). THE RIGHT TO USE THIS PRODUCT IS LICENSED ONLY ON THE CONDITION THAT YOU AGREE TO THE FOLLOWING TERMS.

Now, therefore, in consideration of the promises and mutual obligations contained herein, and for other good and valuable consideration, the receipt and sufficiency of which are hereby mutually acknowledged, you and Jetlun agree as follows:

Grant of License. Subject to the following terms and conditions, Jetlun Corporation, grants to you a personal, revocable, non-assignable, non-transferable, non-exclusive and limited license to use on a single piece of equipment only one copy of the software contained on this disk (which may have been pre-loaded on the equipment)(Software). You may make two copies of the Software, but only for backup, archival, or disaster recovery purposes. On any copy you make of the Software, you must reproduce and include the copyright and other proprietary rights notice contained on the copy we have furnished you of the Software.

Ownership. Jetlun retains all title, ownership and intellectual property rights to the Software and any copies, including translations, compilations, derivative works (including

images) partial copies and portions of updated works. The Software is Jetlun's confidential proprietary information. This Software License Agreement does not convey to you any interest in or to the Software, but only a limited right of use. You agree not to disclose it or make it available to anyone without Jetlun's written authorization. You will exercise no less than reasonable care to protect the Software from unauthorized disclosure. You agree not to disassemble, decompile or reverse engineer, or create derivative works of the Software, except and only to the extent that such activity is expressly permitted by applicable law.

Termination. This License is effective until terminated. This License will terminate immediately without notice from Jetlun or judicial resolution if you fail to comply with any provision of this License. Upon such termination you must destroy the Software, all accompanying written materials and all copies thereof, and the sections entitled Limited Warranty, Limitation of Remedies and Damages, and General will survive any termination.

Limited Warranty. Jetlun warrants for a period of ninety (90) days from Jetlun's shipment of the Software to you that (i) the disk(s) on which the Software is recorded will be free from defects in materials and workmanship under normal use and (ii) the Software, under normal use, will perform substantially in accordance with Jetlun's published specifications for that release level of the Software. The written materials are provided "AS IS" and without warranty of any kind. Jetlun's entire liability and your sole and exclusive remedy for any breach of the foregoing limited warranty will be, at Jetlun's option, replacement of the disk(s), provision of downloadable patch or replacement code, or refund of the unused portion of your bargained for contractual benefit up to the amount paid for this Software License.

THIS LIMITED WARRANTY IS THE ONLY WARRANTY PROVIDED BY JETLUN, AND ITS LICENSORS EXPRESSLY DISCLAIM ALL OTHER WARRANTIES, EITHER EXPRESS OF IMPLIED, INCLUDING BUT NOT LIMITED TO IMPLIED WARRANTIES OF MERCHANTABILITY AND FITNESS FOR A PARTICULAR PURPOSE AND NONINFRINGEMENT. JETLUN DOES NOT WARRANT THAT THE OPERATION OF THE SOFTWARE WILL BE UNINTERRUPTED OR ERROR-FREE, OR THAT DEFECTS IN THE SOFTWARE WILL BE CORRECTED. NO ORAL OR WRITTEN REPRESENTATIONS MADE BY MOTOROLA OR AN AGENT THEREOF SHALL CREATE A WARRANTY OR IN ANY WAY INCREASE THE SCOPE OF THIS WARRANTY. JETLUN DOES NOT WARRANT ANY SOFTWARE THAT HAS BEEN OPERATED IN EXCESS OF SPECIFICATIONS, DAMAGED, MISUSED, NEGLECTED, OR IMPROPERLY INSTALLED. BECAUSE SOME JURISDICTIONS DO NOT ALLOW THE EXCLUSION OR LIMITATION OF IMPLIED WARRANTIES, THE ABOVE LIMITATIONS MAY NOT APPLY TO YOU.

Limitation of Remedies and Damages. Regardless of whether any remedy set forth herein fails of its essential purpose, IN NO EVENT SHALL JETLUN OR ANY OF THE LICENSORS, DIRECTORS, OFFICERS, EMPLOYEES OR AFFILIATES OF THE FOREGOING BE LIABLE TO YOU FOR ANY CONSEQUENTIAL, INCIDENTAL, INDIRECT, SPECIAL OR SIMILAR DAMAGES WHATSOEVER (including, without limitation, damages for loss of business profits, business interruption, loss of business information and the like), whether foreseeable or unforeseeable, arising out of the use or inability to use the Software or accompanying written materials, regardless of the basis of the claim and even if Motorola or a Motorola representative has been advised of the

possibility of such damage. Motorola's liability to you for direct damages for any cause whatsoever, regardless of the basis of the form of the action, will be limited to the price paid for the Software that caused the damages. THIS LIMITATION WILL NOT APPLY IN CASE OF PERSONAL INJURY ONLY WHERE AND TO THE EXTENT THAT APPLICABLE LAW REQUIRES SUCH LIABILITY. BECAUSE SOME JURISDICTIONS DO NOT ALLOW THE EXCLUSION OR LIMITATION OF LIABILITY FOR CONSEQUENTIAL OR INCIDENTAL DAMAGES, THE ABOVE LIMITATION MAY NOT APPLY TO YOU.

Maintenance and Support. Jetlun shall not be responsible for maintenance or support of the software. By accepting the license granted under this agreement, you agree that Jetlun will be under no obligation to provide any support, maintenance or service in connection with the Software or any application developed by you. Any maintenance and support of the Related Product will be provided under the terms of the agreement for the Related Product.

Transfer. In the case of software designed to operate on Jetlun equipment, you may not transfer the Software to another party except: (1) if you are an end-user, when you are transferring the Software together with the Jetlun equipment on which it operates; or 2) if you are a Jetlun licensed distributor, when you are transferring the Software either together with such Jetlun equipment or are transferring the Software as a licensed duly paid for upgrade, update, patch, new release, enhancement or replacement of a prior version of the Software. If you are a Jetlun licensed distributor, when you are transferring the Software as permitted herein, you agree to transfer the Software with a license agreement having terms and conditions no less restrictive than those contained herein. You may transfer all other Software, not otherwise having an agreed restriction on transfer, to another party. However, all such transfers of Software are strictly subject to the conditions precedent that the other party agrees to accept the terms and conditions of this License, and you destroy any copy of the Software you do not transfer to that party. You may not sublicense or otherwise transfer, rent or lease the Software without our written consent. You may not transfer the Software in violation of any laws, regulations, export controls or economic sanctions imposed by the US Government.

Right to Audit. Jetlun shall have the right to audit annually, upon reasonable advance notice and during normal business hours, your records and accounts to determine compliance with the terms of this Agreement.

Export Controls. You specifically acknowledge that the software may be subject to United States and other country export control laws. You shall comply strictly with all requirements of all applicable export control laws and regulations with respect to all such software and materials.

US Government Users. If you are a US Government user, then the Software is provided with "RESTRICTED RIGHTS" as set forth in subparagraphs (c)(1) and (2) of the Commercial Computer Software-Restricted Rights clause at FAR 52 227-19 or subparagraph (c)(1)(ii) of the Rights in Technical Data and Computer Software clause at DFARS 252.227-7013, as applicable.

Disputes. You and Jetlun hereby agree that any dispute, controversy or claim, except for any dispute, controversy or claim involving intellectual property, prior to initiation of any formal legal process, will be submitted for non-binding mediation, prior to initiation of

any formal legal process. Cost of mediation will be shared equally. Nothing in this Section will prevent either party from resorting to judicial proceedings, if (i) good faith efforts to resolve the dispute under these procedures have been unsuccessful, (ii) the dispute, claim or controversy involves intellectual property, or (iii) interim relief from a court is necessary to prevent serious and irreparable injury to that party or to others.

General. California law governs this license. The terms of this license are supplemental to any written agreement executed by both parties regarding this subject and the Software Jetlun is to license you under it, and supersedes all previous oral or written communications between us regarding the subject except for such executed agreement. It may not be modified or waived except in writing and signed by an officer or other authorized representative of each party. If any provision is held invalid, all other provisions shall remain valid, unless such invalidity would frustrate the purpose of our agreement. The failure of either party to enforce any rights granted hereunder or to take action against the other party in the event of any breach hereunder shall not be deemed a waiver by that party as to subsequent enforcement of rights or subsequent action in the event of future breaches.

4.4.2 Hardware Warranty in U.S.

Jetlun offers a warranty covering a period of one year from the date of purchase by the customer. If a product is found defective during the warranty period, Jetlun will repair or replace the product with the same or a similar model, which may be a reconditioned unit, without charge for parts or labor.

4.4.3 Limit of Liability

IN NO EVENT SHALL JETLUN BE LIABLE TO YOU OR ANY OTHER PARTY FOR ANY DIRECT, INDIRECT, GENERAL, SPECIAL, INCIDENTAL, CONSEQUENTIAL, EXEMPLARY OR OTHER DAMAGE ARISING OUT OF THE USE OR INABILITY TO USE THE PRODUCT (INCLUDING, WITHOUT LIMITATION, DAMAGES FOR LOSS OF BUSINESS PROFITS, BUSINESS INTERRUPTION, LOSS OF BUSINESS INFORMATION OR ANY OTHER PECUNIARY LOSS, OR FROM ANY BREACH OF WARRANTY, EVEN IF JETLUN HAS BEEN ADVISED OF THE POSSIBILITY OF SUCH DAMAGES. (Some states do not allow the exclusion or limitation of incidental or consequential damages, so the above exclusion or limitation may not apply to you.) IN NO CASE SHALL JETLUN'S LIABILITY EXCEED THE AMOUNT YOU PAID FOR THE PRODUCT.

5.0 TROUBLESHOOTING

One or more of the 1/2 LEDs is flashing red?

Reverse the black and white wire of the CT.

KWH data is panel meter out in the gateway web utility when no electric generator devices in the network?

Ensure the wire of CT is not reversed.
Ensure the Line and Neutral is not reversed in the power side.

The panel meter is failed to provide the electric usage data?

Ensure that the power of panel meter is ON.
Ensure that the CTs are correctly installed and mounted in the right wire.
If the above steps fail, please contact Jetlun technical support

6.0 TECHNICAL SPECIFICATIONS

Model Number	RD77724
Product Name	Jetlun three phase Zigbee Panel Meter
Measurement	Power Factor, Active Power, Reactive Power, Watts, RMS Voltage and RMS Current
Standard Compliance	Zigbee
Interface	Three-phase AC power input 3-phase Current Sensor Female Connector
Frequency Band	2.4 G HZ
Range	Up to 100 m
Security	128-bit AES Encryption
LEDs	Zigbee , Phase 1, Phase 2
Power Measure	Up to 1000A
Accuracy	+/- 1.0%
Operating Temp	-32°F to 113°F (0°C to 45°C)
Operating Humidity	10 to 85% non-condensing
Storage Temp	-4°F to 158°F (-20°C to 70°C)
Storage Humidity	5 to 90% non-condensing
Dimensions	140 x 72 x 25 mm (LxWxH)
Weight	0.5 kg (1.1 lbs)
Operating Voltage	100-240 VAC, 50-60 Hz
Consumption	Maximum 4W
Safety and EMI	FCC/UL/cUL/CE pending
WEEE	RoHS Compliant

NOTES



Jetlun Corporation
88 Parkgrove Drive
So San Francisco CA 94080 USA
www.jetlun.com
sales@jetlun.com
support@jetlun.com
1-866-498-2703