

Wireless Keyboard for Mac

Package Contents

- Wireless Keyboard for Mac®
- USB Receiver Dongle
- User's Guide

Features

- Full-size keyboard with numeric keypad
- Lightweight design
- Compatible with Mac OS® X 10.4 and above

Specifications

Operation Range Up to 33 ft. (10m)

Frequency 2.4 GHz

Modulation GFSK

USB Version 1.1 and above

Dimensions (W×D×H) 17.6 × 4.8 × 1 in.
..... (44.7cm × 12.2cm × 2.5cm)

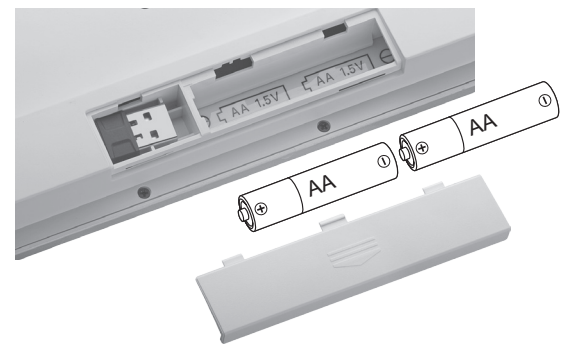
Power Supply 3V (2 × AA batteries)

Specifications are subject to change and improvement without notice. Actual product may vary from the images found in this document.

We hope you like your Wireless Keyboard for Mac from RadioShack. Please read this user's guide before using your new keyboard.

Install Batteries

1. Open the battery compartment cover on the back of the keyboard.
2. Insert two AA batteries (not included) according to the polarity symbols (+ and -) marked inside.
3. Replace the battery compartment cover.




Battery Notes:

- When the battery LED (🔴) flashes red, the batteries are low. Replace the batteries with new ones.
- Use only fresh batteries of the required size and type.
- Dispose of batteries promptly and properly. Do not burn or bury them.
- Do not mix old and new batteries, different types of batteries (alkaline or rechargeable), or rechargeable batteries of different capacities.
- If you do not plan to use the keyboard for an extended period of time, remove the batteries. Batteries can leak chemicals that can damage electronic parts.

Plug in the Receiver

1. Take out the USB receiver dongle from the battery compartment.
2. Turn on your computer.
3. Plug the receiver into your computer's USB port.

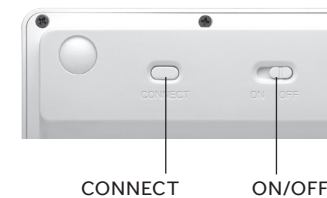


Pair the Dongle and Keyboard

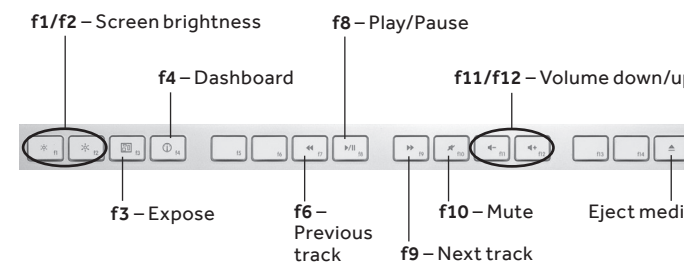
When using your keyboard for the first time, you need to pair the dongle and keyboard.

1. Position the keyboard within 20 in. (50cm) of the dongle. Slide the **ON/OFF** switch on the back of the keyboard to **ON**.
2. Press **CONNECT**. Pairing is completed automatically. If pairing fails, press **CONNECT** again.

Note: If you do not plan to use your keyboard for several minutes, slide **ON/OFF** to **OFF** to save battery power.



Use the Function Keys



Note:

- **f1** and **f2** only function on Mac monitors.
- **f3** functions only on Mac OS X 10.7 and above.
- **f5**, **f6**, **f13**, and **f14** are not predefined and are customizable.

FCC Information

This equipment has been tested and found to comply with the limits for a Class B digital device, pursuant to Part 15 of the FCC Rules. These limits are designed to provide reasonable protection against harmful interference in a residential installation. This equipment generates, uses, and can radiate radio frequency energy and, if not installed and used in accordance with the instructions, may cause harmful interference to radio communications. However, there is no guarantee that interference will not occur in a particular installation. If this equipment does cause harmful interference to radio or television reception, which can be determined by turning the equipment off and on, the user is encouraged to try to correct the interference by one or more of the following measures:

- Reorient or relocate the receiving antenna.
- Increase the separation between the equipment and receiver.
- Connect the equipment into an outlet on a circuit different from that to which the receiver is connected.

- Consult your local RadioShack store or an experienced radio/TV technician for help.

If you cannot eliminate the interference, the FCC requires that you stop using your radio. Changes or modifications not expressly approved by the party responsible for compliance could void the user's authority to operate the equipment.

This device complies with Part 15 of the FCC Rules. Operation is subject to the following two conditions: (1) This device may not cause harmful interference, and (2) this device must accept any interference received, including interference that may cause undesired operation.

Limited Warranty

RadioShack warrants this product against defects in materials and workmanship under normal use by the original purchaser for **ninety (90) days** after the date of purchase from a RadioShack-owned store or an authorized RadioShack franchisee or dealer. RADIOSHACK MAKES NO OTHER EXPRESS WARRANTIES.

This warranty does not cover: (a) damage or failure caused by or attributable to abuse, misuse, failure to follow instructions, improper installation or maintenance, alteration, accident, Acts of God (such as floods or lightning), or excess voltage or current; (b) improper or incorrectly performed repairs by persons who are not a RadioShack Authorized Service Facility; (c) consumables such as fuses or batteries; (d) ordinary wear and tear or cosmetic damage; (e) transportation, shipping or insurance costs; (f) costs of product removal, installation, set-up service, adjustment or reinstallation; and (g) claims by persons other than the original purchaser.

Should a problem occur that is covered by this warranty, take the product and the RadioShack sales receipt as proof of purchase date to any RadioShack store in the U.S. RadioShack will, at its option, unless otherwise provided by law: (a) repair the product without charge for parts and labor; (b) replace the product with the same or a comparable product; or (c) refund the purchase price. All replaced parts and products, and products on which a refund is made, become the property of RadioShack. New or reconditioned parts and products may be used in the performance of warranty service. Repaired or replaced parts and products are warranted for the remainder of the original warranty period. You will be charged for repair or replacement of the product made after the expiration of the warranty period.

RADIOSHACK EXPRESSLY DISCLAIMS ALL WARRANTIES AND CONDITIONS NOT STATED IN THIS LIMITED WARRANTY. ANY IMPLIED WARRANTIES THAT MAY BE IMPOSED BY LAW, INCLUDING THE IMPLIED WARRANTY OF MERCHANTABILITY AND, IF APPLICABLE, THE IMPLIED WARRANTY OF FITNESS FOR A PARTICULAR PURPOSE, SHALL EXPIRE ON THE EXPIRATION OF THE STATED WARRANTY PERIOD.

EXCEPT AS DESCRIBED ABOVE, RADIOSHACK SHALL HAVE NO LIABILITY OR RESPONSIBILITY TO THE PURCHASER OF THE PRODUCT OR ANY OTHER PERSON OR ENTITY WITH RESPECT TO ANY LIABILITY, LOSS OR DAMAGE CAUSED DIRECTLY OR INDIRECTLY BY USE OR PERFORMANCE OF THE PRODUCT OR ARISING OUT OF ANY BREACH OF THIS WARRANTY, INCLUDING, BUT NOT LIMITED TO, ANY DAMAGES RESULTING FROM INCONVENIENCE AND ANY LOSS OF TIME, DATA, PROPERTY, REVENUE, OR PROFIT AND ANY INDIRECT, SPECIAL, INCIDENTAL, OR CONSEQUENTIAL DAMAGES, EVEN IF RADIOSHACK HAS BEEN ADVISED OF THE POSSIBILITY OF SUCH DAMAGES.

Some states do not allow limitations on how long an implied warranty lasts or the exclusion or limitation of incidental or consequential damages, so the above limitations or exclusions may not apply to you. This warranty gives you specific legal rights, and you may also have other rights which vary from state to state. You may contact RadioShack at:
RadioShack Customer Relations
300 RadioShack Circle, Fort Worth, TX 76102

www.RadioShack.com

Mac and Mac OS are trademarks of Apple Inc., registered in the U.S. and other countries.

RoHS Complies with the European Union's "Restriction of Hazardous Substances Directive," which protects the environment by restricting specific hazardous materials and products.



©2013 RadioShack Corporation. All rights reserved. RadioShack is a registered trademark used by RadioShack Corporation.

Printed in China 2603765 12A13