



JOHN DEERE

RIDING LAWN EQUIPMENT

ATTACHMENTS & ACCESSORIES

100 Series | Select Series™ | EZtrak™ Zero-Turn-Radius Mowers





Table of Contents

- 4-5 100 Series Lawn Tractors
- 6-7 EZtrak Zero-Turn-Radius Mowers
- 8-9 X300 Select Series Tractors
- 10-11 X500 Select Series, Multi-Terrain Tractors
- 12-15 X700 Select Series, Ultimate™ Tractors
- 16-17 Rotary Tillers / 3-Pt. Attachments
- 18-21 Front and Mid Blades / Tractor Shovels / Front Loaders / Snow Blowers / Brooms
Front and Mid Blades 18-19
Front Loader and Tractor Shovels 19
Snow Blowers and Brooms 20-21
- 22-23 Mower Decks: Mulch and Leaf bagging kits
- 24-25 Tow-Behind Equipment
Aerators (Spike / Plug) 24-25
Lawn Roller / Sweeper 24-25
Sprayers and Spreaders 24-25
Utility Carts and Thatchers 24
- 26-33 Parts and Accessories for Riding Lawn Equipment
Ballast Box 29
Buckets and Bucket Holders 30
Bumpers and Brush Guards 27
Electrical Accessories 26-27, 30
Home Maintenance Kits 30
Mower Blades 31
Protective Covers (Tractors) 27-28
Seat Covers & Seat Accessories 27
Wheel Accessories & Weights 28-29



You already know about the quality of John Deere riding lawn equipment. Whether it's a Select Series lawn and garden tractor, a 100 Series tractor, or the EZtrak line of zero-turn-radius mowers, we pride ourselves on making lawn equipment that delivers superior mowing performance, season after season.

But our riding lawn equipment does much more than mow. Versatility is built into every machine, especially when you look at our premium line of Select Series tractors. With features like hydraulic clutch PTOs and thick C-channel steel frames, the Select Series has the power and backbone to take-on serious attachments like tillers, tractor shovels, and snow blowers. You'll find plenty of attachment and accessory options for all our riding equipment, from bumpers to baggers, tow carts to tractor covers.

And when you decide on the attachment or accessory you want, call your local John Deere dealer. John Deere dealers are people who are in touch with your local community and who understand what it takes to maintain your land. Their factory-trained service and parts professionals ensure that your equipment keeps working as hard as you do.

LA100 Series Tractors

With the exclusive CargO Mount™ system, your 100 Series tractor can do more than just mow. And you can accessorize with sensible add-ons like a sun canopy or a tractor cover.



1

1 Sun Canopy

Provides protection from the sun's rays and gives the operator some cooling shade during hot summer days.

Fits all 100 Series tractors

BG20260 \$99.00

2 6.5 Bushel Hopper and Chute

Provides an efficient means of collecting grass clippings and leaves. The hopper design provides great bagging performance, cleaner operation, and easy-to-empty bags.

Fits all 42-in. 100 Series mower decks
Fits all 48-in. 100 Series mower decks

BM21888 \$339.00
BM21889 \$349.00

3 6.5 Bushel Hopper, Chute, and Power Flow Blower

Provides an efficient means of collecting grass clippings and leaves using the Power Flow™ material collection system.

Fits all 54-in. 100 Series mower decks


SKU21376 \$759.00



2



3



4

4 Grass Groomer - Lawn Striping Kit

Flexible, durable and non-weight bearing design make it the perfect solution for pattern mowing.

Fits 42-in. 100 Series mower decks	LP1001	\$99.95
Fits 48-in. and 54-in. 100 Series mower decks	LP1002	\$109.95



5

5 Front Bumper

The front bumper is an optional attachment for lawn tractors. It offers additional front-end protection. The front bumper also provides a more aggressive look for the tractor.

Double bar - Fits all 100 Series.	BG20436	\$69.00
-----------------------------------	---------	---------



6

6 Pull-Type Spin Spreader

Convenient to use for spreading seed, fertilizer, insecticide, and salt. Polyethylene hopper will not dent or rust. Stainless steel is used for critical components. Large pneumatic tires and solid-steel axles ensure a positive drive.

80 lb. (For use on all John Deere Riding Lawn Tractors)	LP25010	\$229.00
---	---------	----------

7 Single Bucket Holder

All steel construction can carry up to 40 lb. of material. Easily attaches to the rear CargO Mount without tools. (Requires 5-gallon bucket, LPJD400)

Fits all 100 Series tractors	LPJD100	\$37.50
------------------------------	---------	---------



7

8

8 Front Cargo Organizers

Pair of cargo organizers install into the CargO Mount system. Include steel frame support, internal stiffeners, magnetic closures and foam wall support for small items.

Fits all 100 Series tractors with CargO Mount™ system	LP20937	\$49.99
---	---------	---------

9 100 Series Snow Cab

Steel-frame cab protects operator from the elements. Internal non-scratch magnets ensure a custom fit. Interior pockets hold accessories.

Fits all 100 Series tractors	LP21790	\$299.99
------------------------------	---------	----------



9

EZtrak Zero-Turn-Radius Mowers

With a Z200 or Z400 Series EZtrak Mower, you've probably been pleasantly surprised at how easy they are to operate. Here's another surprise: the many accessories and attachments you can put on your EZtrak. Take a look.



1 15 gal. Sprayer

Spray a variety of liquids, such as liquid fertilizer, weed killer, tree spray and de-icer. Boom sprays a 60-in. swath and a 19-foot hose and spray wand spot sprays lawns, shrubs, etc.

LP20951 \$509.95

2 Headlight Kit

Kit includes one headlight that provides additional lighting when needed.

Z225, Z245 BM22807 \$74.00

Headlight Kit

Kit includes two headlights that provides additional lighting when needed.

Z425, Z445, Z465 BM22808 \$99.00

3 Floor Mat

Stylish non-slip, washable rubber floor mat protects the foot deck of your mower. Keeps the foot deck clean and scratch-free. Floor mat is chemical and environment resistant.

LP1500 \$29.99

4 Deck Front Roller Kit

Mounts at front of mower deck to help prevent scalping the lawn and smooth out mowing job.

For 48-in. mower on Z425, Z445 BM22596 \$51.00
For 54-in. mower on Z425, Z445 BM22595 \$45.00

5 6.5 Bushel Hopper and Chute Assembly

The hopper design provides an efficient means of collecting grass clippings or leaves.

Z225, 42-in. deck BM22890 \$419.00
Z245, 48-in. deck BM22797 \$429.00





6

6 6.5 Bushel Hopper and Chute Assembly with the Power Flow System

Provides an efficient means of collecting leaves and grass clippings using the power flow material collection system.

For Z425, Z445, 48-in./54-in.

Hopper	BM22959	\$399.00
Chute	BM21681	\$102.00
Power Flow Blower, 48-in.	SKU21871	\$499.00
Power Flow Blower, 54-in.	SKU21873	\$499.00
Total for 6.5 Bushel Power Flow System		\$1000.00



7

7 Grass Groomer - Lawn Striping Kit

Lawn striping kit is designed with inherent characteristics of flexibility, durability, and non-weight bearing design, making it the perfect solution for pattern mowing.

For 42-in. mower on Z225	LP22760	\$119.95
For 48-, 54-, 62-in. mower on Z245, Z425, Z445, Z465	LP1000	\$119.95
For 54-in. HC mower on Z445	LP22763	\$119.95

Special Edition Kit


The special edition kit includes the foot extensions (AM137437), rear hitch (AM137381) and rear bumper (AM137380). This kit saves you more versus purchasing the individual items.

	BM22568	\$141.00
--	---------	----------

8 Foot Rest Extensions

Makes mowing more comfortable for the operator. Includes bolt-on left and right foot rests.

	AM137437	\$28.25
--	----------	---------



8



9

9 Rear Bumper

Bolts to the tubular frame for solid support. Provides protection for the rear of the EZtrak Mower.

	AM137380	\$89.00
--	----------	---------

10 Rear Hitch

Bolts solidly to tubular frame and provides towing capability. The rear bagger bracket is included with the rear hitch.

	AM137381	\$57.00
--	----------	---------



10



11

11 Utility Cart, Poly*

Rust and dent resistant, the poly cart can be used to haul many types of materials. Easy dump release (the cart angles steeply) for complete emptying.

7P (7 cu. ft.) Maximum tow capacity 250 lb.	LP21935	\$189.00
10P (10 cu. ft.) Maximum tow capacity 250 lb.	LPPCT10JD	\$219.00

12 Foot Lift Kit

Upgrade your EZtrak mower with a foot lift kit to easily raise or lower the mower deck without the use of hands. An operator can quickly lift the mower deck with the foot lift when encountering unexpected obstacles such as tree roots, bottles or rocks.

Z445-54C (SN 60001-80000) and Z465-62C decks (2009 and later models only)	BM22809	\$79.00
---	---------	---------



12



13

13 42-in. Lawn Sweeper

Hauls 17 bu. of material. Convenient brush-height adjuster has eight positions. Premium features: adjustable hitch, large 12-in. x 3-in. wheels, and collapsible for storage.

For use on all John Deere Riding Lawn Tractors and EZtrak Series	LPSTS42JD	\$329.00
--	-----------	----------

* The loaded weight of the utility cart not to exceed the weight of the tractor and operator. The loaded weight of any equipment towed by an EZtrak mower not to exceed 250 lbs.

Select Series X300 Tractors



Not only are these tractors maneuverability masters, they're also accessory experts.

Whether you want to mulch or bag, we can make it happen for you. Take a look at how your X300 can be a master of efficiency as well.

1



2



3

1 7 Bushel Power Flow System

Provides an efficient means of collecting grass clippings and leaves using the Power Flow material collection system.

X320, X324, X340, X360 (Requires Power Flow Chute and Blower. Front ballast recommended.)	SKU21679	\$399.00
Power Flow Chute (7 bu.)	BM21681	\$102.00
Power Flow Blower, 48-in.	BM22696	\$499.00
Power Flow Blower, 54-in.	BM22697	\$499.00
Total for 7 Bushel Power Flow System		\$1,000.00

Loose knit bags for 7 bu. hopper

Loose-knit bags are available to replace the standard bags on rear baggers or Power Flow collection systems. They allow more air to flow through for more complete bag filling.

For 7 bu. rear bagger or Power Flow, 2 required	AM135486	\$34.50
---	----------	---------

2 12 Volt Outlet Kit (X300)

The 12-volt outlet kit can be installed on the tractor to provide power for various 12-volt equipment.

X300 Series AM136716 \$16.99

3 Rear Deflector Kit (X300R)

Optional rear deflector for X300R Rear-Discharge Tractor easily installs in place of hopper. No tools required for installation. Deflects clippings in an even pattern behind the tractor.

X300R BM22196 \$113.00

4 Grass Groomer - Lawn Striping Kit

Flexible, durable and non-weight-bearing design make it the perfect solution for pattern mowing.

Fits 42-in. X300 Series mower decks LP1001 \$99.95
Fits 48-in. and 54-in X300 Series mower decks LP1002 \$109.95

5 40-in. Tractor Shovel

Allows tractor to pick up and move material. Opening design and lift height of the blade assure complete emptying of material. When the scoop is raised, the tractor shovel can be used to doze, scrape, or level material.

X300 and X500 Series LP40000 \$899.95

6 7 Bushel Rear Bagger System

Provides an efficient means of collecting grass clippings and leaves. The hopper design provides great bagging performance, cleaner operation, and easy-to-empty bags.

X300, X304 (Requires Rear Bagger Chute. Front ballast recommended.) SKU21679 \$399.00
Rear Bagger Chute for 38-in. mower BM20982 \$66.00
Rear Bagger Chute for 42-in. mower BM22594 \$84.00
Total for 7 Bushel Rear Bagger System (with 38-in. mower) \$465.00
Total for 7 Bushel Rear Bagger System (with 42-in. mower) \$483.00

7 Winter Grill Cover

Gives faster engine warm-up and higher winter operating temperature. Prevents engine carburetor from "icing-up" while blowing or blading snow, or during similar applications.

X300 Series AM136691 \$58.00

8 Sun Shade

Provides an effective way to keep the sun off of the operator. Mounts to the heavy-duty CargO Mounts. The 7 bu. hopper can be installed and used with the sun shade installed.

X300 and X500 Series, except X300R BM23054 \$145.00

9 Weather Enclosure (X300/X500 M-T)


Protects operator from snow and wind on front and sides for more comfortable operation. Frame is 1-1/4-in. diameter steel tube. Attaches to the tractor heavy-duty CargO Mount system.

X300 and X500 Series, except X300R BM23055 \$339.00

10 25 Gallon Mounted Sprayer (X300/X500 M-T)

Spray a variety of material including liquid fertilizer, weed killer, tree spray and de-icer. Boom sprays 90-in. spray swath. Includes a 19-ft. hose and spray wand for spot spraying lawns, shrubs, etc.

X300 and X500 Series, except X300R LP22861 \$439.95



Select Series X500 Tractors

Not only are these tractors multi-terrain, they're also multi-talented. X500s travel where you need to go and do serious work. Heavy-duty frames work with ground-engaging equipment like tillers to help you work the land like never before.

1

1 7 Bushel Power Flow System

Provides an efficient means of collecting grass clippings and leaves using the Power Flow material collection system.

X500 Series (Requires Power Flow Chute and Blower)	SKU21679	\$399.00
Power Flow Chute (7 bu.)	BM21681	\$102.00
Power Flow Blower, 48-in.	BM22696	\$499.00
Power Flow Blower 54-in.	BM22697	\$499.00
Total for 7 Bushel Power Flow System		\$1,000.00

Loose knit bags for 7 bu. hopper

Loose-knit bags are available to replace the standard bags on rear baggers or Power Flow collection systems. They allow more air to flow through for more complete bag filling.

For 7 bu. rear bagger or Power Flow, 2 required	AM135486	\$34.50
---	----------	---------

2 14 Bushel Power Flow Collection System

Large 14-bu. capacity allows more material collection before needing to stop to empty the bags.

X500 Series with a 48- or 54-in. mower. (Requires Power Flow Chute and Blower.)	SKU21680	\$860.00
Power Flow Chute (14 bu.)	BM21682	\$126.00
Power Flow Blower, 48-in.	BM22696	\$499.00
Power Flow Blower, 54-in.	BM22697	\$499.00
Total for 14 Bushel Power Flow System		\$1,485.00

3 MC519 Material Collection System

The versatility of two products in one - a utility cart or 19-bu. material collector. Requires Power Flow blower and chute.

X500 Series with 48- or 54-in. mower (Requires Power Flow chute and blower for collecting material.)	SKU24519	\$910.00
Power Flow Chute (MC519)	BM20855	\$77.00
Power Flow Blower, 48-in.	BM22696	\$499.00
Power Flow Blower, 54-in.	BM22697	\$499.00
Total for MC519 Material Collection System		\$1,486.00

4 MC542 Material Collection System

Large 42-bu. capacity with 83-in. clamshell opening. Fits 17P cart. Requires pre-cut mower boot for easy fit to 48-, 54-, 60-, and 62-in. mower decks. 17P cart purchased separately.

Compatible with X500 Multi-Terrain and X700 Ultimate tractors	LP22834	\$1499.00
Mower Boot 48-in. deck	LP23080	\$84.00
Mower Boot 54-in. deck	LP23081	\$84.00
Mower Boot 60-in. deck	LP23082	\$84.00
Mower Boot 62-in. deck	LP23083	\$84.00

5 Grass Groomer - Lawn Striping Kit

Flexible, durable and non-weight bearing design make it the perfect solution for pattern mowing.

Fits 48- and 54-in. X300 (excluding X300R) and X500 Series mower decks	LP1002	\$109.95
--	--------	----------



2



3



4



10

11

5

6 Manual Integral Hitch

Integral hitch permits the use of certain rear-mounted equipment, such as a blade or plow.

X500 Series BM23034 \$321.00

7 Power Integral Hitch

Uses the tractor hydraulics to lift certain rear mounted sleeve hitch equipment.

Compatible with X500, X534, and X540 Multi-Terrain Tractors LP22835 \$369.00

8 Cultivator – Integral (Sleeve) Hitch

Excellent for removing weeds and loosening soil between planted rows. Adjustable widths from 18 to 40-in.

X500 Series (Requires BM23034 Manual Integral Hitch or LP22835 Power Integral Hitch). LPCC55 \$179.00

9 42-in. Rear Blade – Integral (Sleeve) Hitch

Designed tough and durable to handle grading and backfilling tasks. The blade angles and locks up to 30 degrees and rotates 180 degrees for pushing.

X500 Series (Requires BM23034 Manual Integral Hitch or LP22835 Power Integral Hitch). LPBB56 \$199.00

10 38-in. Box Scraper – Integral (Sleeve) Hitch

Move material, backfill, grade, landscape or level. The blade angles and locks 30 degrees in either direction for pushing instead of pulling.

X500 Series (Requires BM23034 Manual Integral Hitch or LP22835 Power Integral Hitch). LPBS38 \$229.00

11 25 Gallon Mounted Sprayer (X300/X500 M-T)

Spray a variety of material including liquid fertilizer, weed killer, tree spray and de-icer. Boom sprays 90-in. spray swath. Includes a 19-ft. hose and spray wand for spot spraying lawns, shrubs, etc.

X300 and X500 Series, except X300R LP22861 \$439.95

12 Moldboard Plow – Integral (Sleeve) Hitch

The rolling Coulter Blade cuts through the soil, the plow digs the furrow, while the moldboard gently turns under old vegetation to make way for new planting.

X500 Series (Requires BM23034 Manual Integral Hitch or LP22835 Power Integral Hitch). LP5510 \$339.00

13 Disk Harrow – Integral (Sleeve) Hitch

Break up chunky, plow ground and prepare seedbeds with uniform, pulverized soil. The disk angle and spacing can be adjusted according to soil conditions at 10, 15 or 20 degrees.

X500 Series (Requires BM23034 Manual Integral Hitch or LP22835 Power Integral Hitch). LPDD55 \$229.00

14 Winter Grill Cover

Gives faster engine warm-up and higher winter operating temperature. Prevents engine carburetor from “icing-up” while blowing or blading snow, or during similar applications.

MY2007 and later X500 (SN 20001-) and X530 AM136691 \$58.00
X500 (SN -20000) and X534 AM136692 \$70.00

15 Weather Enclosure (X300/X500 M-T)

Protects operator from snow and wind on front and sides for more comfortable operation. Frame is 1-1/4-in. diameter steel tube. Attaches to the tractor heavy-duty CargO Mount system.

X300 and X500 Series, except X300R BM23055 \$339.00

16 Sun Shade

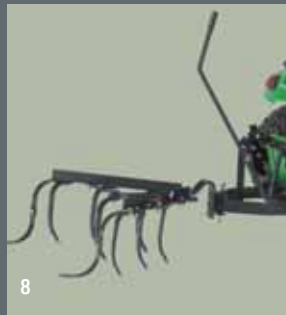
Provides an effective way to keep the sun off of the operator. Mounts to the heavy-duty CargO Mounts. The 7 bu. hopper can be installed and used with the sun shade installed.

X300 and X500 Series, except X300R BM23054 \$145.00

17 40-in. Tractor Shovel

Opening design and lift height of the blade assure complete emptying of material. When the scoop is raised, the tractor shovel can be used to doze, scrape, or level material.

X300 and X500 Series LP40000 \$899.95



Select Series X700 Ultimate Tractors

Unlimited possibilities come with the X700 Series. Out of all the Select Series, these are the tractors that do more work, all day long, all year long. It's the ultimate John Deere. Discover how much more it can do.



1

1 14 Bushel Power Flow System

Large 14 bushel capacity.

X700 Series (Requires blower, chute, and Click-N-Go Brackets.)	2712M	\$860.00
Click-N-Go Brackets	BM20714	\$100.00
Power Flow Chute (14 bu.)	BM21682	\$126.00
Power Flow Blower, 48-in.	BM22696	\$499.00
Power Flow Blower, 54-in.	BM22697	\$499.00
Power Flow Blower, 60-in. 7-Iron Deck (Not compatible with Cabs.)	SKU22330	\$662.00
Power Flow Blower, 62-in.	BM21496	\$499.00
Total for 14 Bushel Hopper Assembly with 48-in. mower		\$1,585.00
Total for 14 Bushel Hopper Assembly with 54-in. mower		\$1,585.00
Total for 14 Bushel Hopper Assembly with 60-in. 7-Iron mower		\$1,748.00
Total for 14 Bushel Hopper Assembly with 62-in. mower		\$1,585.00



2

2 7 Bushel Power Flow System

Provides an efficient means of collecting grass clippings and leaves using the Power Flow material collection system.

X700 Series (Requires Power Flow Blower and Chute and Click-N-Go brackets.)	BM20780	\$445.00
Click-N-Go Brackets	BM20714	\$100.00
Power Flow Chute (7 bu.)	BM21681	\$102.00
Power Flow Blower, 48-in.	BM22696	\$499.00
Power Flow Blower, 54-in.	BM22697	\$499.00
Total for 7 Bushel Hopper Assembly on 48-in. mower		\$1,146.00
Total for 7 Bushel Hopper Assembly on 54-in. mower		\$1,146.00

Loose knit bags for 7 bu. hopper

Loose-knit bags are available to replace the standard bags on rear baggers or Power Flow collection systems. They allow more air to flow through for more complete bag filling.

For 7 bu. rear bagger or Power Flow, 2 required	AM135486	\$34.50
---	----------	---------



3



3 Soft Weather Enclosure

Protects the operator from adverse weather conditions and is ideal for homeowners and others who have a limited amount of snow removal to do and do not require a ROPS-certified cab.

X700 Series	BM20482	\$969.00
-------------	---------	----------

Windshield, Safety Glass

Replaces standard flexible Lexan windshield for improved durability and visibility. Allows hand-operated or electric windshield wiper to be used.

For Soft Weather Enclosure on X700 Series (image not shown)	BM20923	\$192.00
--	---------	----------

Wiper, 12V Electric

Electric windshield wiper helps keep windshield clear of snow and moisture. Allows the operator to stay focused on operating the tractor and equipment.

For Soft Weather Enclosure on X700 Series (image not shown)	BM20925	\$199.00
--	---------	----------

4 ROPS Soft Cab

Provides the operator with protection from the elements. This vinyl-door cab is a high-quality ROPS-certified cab that is more economical to purchase than the hard-side cab.

X700 Series (Compatible with 45 Loader)	9355M	\$2,595.00
---	-------	------------

5 ROPS Hard Cab

High-quality ROPS-certified steel-door cab protects operator from the elements. For commercial customers and others who use their tractor for long hours in inclement conditions and desire the most comfortable cab available.

X700 Series (Not compatible with 45 Loader)	9354M	\$3,720.00
---	-------	------------

Accessories for ROPs Soft/Hard Cab

Exterior Rear View Mirror Kit (Set of 2)

Exterior rearview mirrors allow safer operation by permitting vision to the rear even when the operator is looking forward. Two mirrors install on the right and left front corners of the cab.

For Soft or Hard Cab on X700 Series (image not shown)	BM20931	\$99.00
--	---------	---------

Heater, Tuck-Away

Heater uses heat from the liquid-cooled engine and transfers it to the cab. A fan in the heater distributes warm air within the cab. Heater requires that the tractor have a liquid-cooled engine.

For Soft or Hard Cab on X700 Series (image not shown)	BM21480	\$396.00
--	---------	----------

Strobe Light

Provides extra visibility to warn vehicle operators and others the tractor is in the area. The strobe light is amber in color and designed for mounting on the cab roof.

For Soft or Hard Cab on X700 Series (image not shown)	BM20932	\$131.00
--	---------	----------

Switch Panel Kit/Fuse Block

Allows one electrical wire from the tractor electrical system to provide power for all the cab accessories. Convenient switch panel provides easy-to-access fuse protection.

For Soft or Hard Cab on X700 Series (image not shown)	BM20930	\$225.00
--	---------	----------

Wiper, Electric

The two-speed electric wiper keeps the windshield clear in any condition. Allows the operator to concentrate on operating the tractor and attachment.

For Soft or Hard Cab on X700 Series (shown on image #5)	BM20934	\$186.00
--	---------	----------



Select Series X700 Ultimate Tractors

continued

6 Deluxe High-Back Seat

Upgrade your X700 Series tractor with the seat from special edition models. Includes high-back seat with adjustable armrests, back angle, and lumbar for lower back comfort and parallel bar, spring, and shock suspension. Attaching parts are required.

X700 Series	BM21490	\$495.00
Attaching Parts for Deluxe High-Back Seat	BM21332	\$135.00
Total for Deluxe High-Back Seat		\$630.00

7 Front Fender Kit

Front "Special-Edition" fenders are available (except for X724 and X744 models) for protection from mud and debris. Fenders and mounting parts for both front wheels.

X700, X720, X740 (Not compatible with 48 in. mower deck.)	BM21536	\$136.00
X728, X748 (MFWD)	BM21465	\$136.00
X728, X729, X748, X749 (Full-time 4WD)	BM22717	\$136.00

8 MC519 Cart and Material Collection System

Provides the versatility of two products in one - a utility cart or 19-bu. material collector.

X700 Series (Requires blower and chute for collecting material.)	3302M	\$910.00
Attaching parts for X700 Series (required)	BM20919	\$45.00
Power Flow Chute (MC519)	BM20855	\$77.00
Power Flow Blower, 48-in.	BM22696	\$499.00
Power Flow Blower, 54-in.	BM22697	\$499.00
Power Flow Blower, 60-in. 7-Iron Deck (Not compatible with Cabs.)	SKU22330	\$662.00
Power Flow Blower, 62-in.	BM21496	\$499.00
Total for MC519 Cart and Material Collection System with 48-in. mower		\$1,531.00
Total for MC519 Cart and Material Collection System with 54-in. mower		\$1,531.00
Total for MC519 Cart and Material Collection System with 60-in. 7-Iron mower		\$1,694.00
Total for MC519 Cart and Material Collection System with 62-in. mower		\$1,531.00

9 MC542 Material Collection System

Large 42-bushel capacity with 83-in. clamshell opening. Fits 17P cart. Requires pre-cut mower boot for easy fit to 48-, 54-, 60-, and 62-in. mower decks. 17P cart purchased separately.

Compatible with X500 Multi-Terrain and X700 Ultimate tractors	LP22834	\$1499.00
Mower Boot 48-in. mower deck	LP23080	\$84.00
Mower Boot 54-in. mower deck.	LP23081	\$84.00
Mower Boot 60-in. 7-Iron mower deck.	LP23082	\$84.00
Mower Boot 62-in. mower deck	LP23083	\$84.00

10 25 Gallon Mounted Sprayer X700

Spray a variety of material including liquid fertilizer, weed killer, tree spray and de-icer. Boom sprays a 90-in swath. Includes a 19-ft. hose and spray wand for spot spraying lawns, shrubs, etc.

Compatible with X700 tractors	LP22862	\$469.95
-------------------------------	---------	----------

11 3-Point Hitch


Conveniently attach rear-mounted equipment to the tractor. Hitch is raised and lowered with tractor hydraulic control lever.

Cat. 0 - X700 Series (Requires BM22284 Adaptor Kit.)	BM17327	\$567.00
Cat. 1 - X700 Series	BM22286	\$567.00

12 iMatch™ Quick-Hitch

Fits on the 3-point hitch and makes hookup easy for most Category 1 implements.

X700 Series	LVB25255	\$299.00
-------------	----------	----------







13



14



15



16



17



18



19



20

13 Rear Receiver Hitch Kit

Rear receiver hitch kit bolts on the tractor rear hitch plate to provide a standard 1-1/4-in. x 1-1/4-in. receiver hitch.

X700 Series

BM20877

\$39.00

14 1.25 in. (38 mm) Hitch Drawbar Kit for Receiver Hitch

The drawbar kit may be used on the front or rear of tractor or used on rear extractor. Provides a hitch hole further back than the standard hitch plate hole, and requires Rear Receiver Hitch Kit. (Shown with PM05101 optional ball for hitch).

X700 Series

BM19635

\$32.00

15 Pintle Hitch Mounting Kit

Provides a bracket for installing a pintle hitch on front or rear of tractor. The pintle hook, AM128452, must be ordered separately.

X700 Series

BM20808

\$48.00

16 Pintle Hook

The pintle hitch is convenient for pulling or moving equipment such as small planes and boats that are equipped for pintle hitch use. Requires BM20808 Pintle Hitch Mounting Kit.

X700 Series

AM128452

\$135.00

17 Click-N-Go Brackets

Install on the rear of tractor to provide a quick and easy way to install and remove rear mounted equipment, such as a rear bagger or ballast box.

X700 Series

BM20714

\$100.00

18 Front Light Kit

Includes two 37.5 watt lights, mounting frame, and wire harness. Attaches to the quick-hitch. Hood will tilt forward for access to the engine.

X700 Series

BM20753

\$185.00

19 Roller Striping Kit

The roller kit creates a "ball park" striping effect, enhancing the finished look of the turf. The 2-in. diameter rollers are mounted to a strong 7/8-in. steel shaft.

X700-Series with 54 inch, 62 inch, or 60 inch 7-Iron decks

BM22689

\$224.00

20 540 RPM Rear PTO Drive

Used to drive stationary and 3-point-hitch-mounted equipment. Three-position control lever; mid PTO, rear PTO only, and mid and rear PTO. Dealer installation recommended.

X700 Series

BM21914

\$859.00

Rotary Tillers / 3 pt attachments



Preparing seedbeds, plowing a new garden, leveling and grading:
it's all within reach with our rotary tillers and 3-point hitch attachments.

1 30 in. Mechanical Tiller

A real time saver for preparing seedbeds, controlling weeds, and other tillage jobs. Easily installed and removed in only a few minutes. Full 30-in. tilling width provides good productivity. Tines are offset to one side so tire tracks can be eliminated.

X500, X520, X530, X540 (Two 42-lb. weights required on front of tractor) SKU23030 \$1,599.00

2 42 in. Hydraulic Tiller

A real time saver in preparing seedbeds, controlling weeds, and other tillage jobs. Tiller is quiet, powerful, and will till up to 6-in. deep; can be operated with the tine shaft turning in conventional direction for garden tilling or counter-rotating for jobs like sod breaking.

X540 (Requires four 42 lb. weights for front ballast.) SKU23042 \$2,399.00
X700 Series (160 lb. of front ballast and 3-Point Hitch required.) 4391M \$2,359.00

Adjustable Skid Shoes

Installed on each side of the tine housing and adjustable to six positions to control tilling depth, making operation easier, and tilling depth more precise.

42 in. Hydraulic Tiller BM19406 \$197.00

3 25-Bushel Frontier Manure Spreader

Manure spreader can be used to evenly spread manure or mulch. Galvanized steel sides and poly bonded plywood floors are corrosion resistant. Simple ground-driven adjustable ratchet apron drive.

X700 Series 0801XF (MS1102G) \$2,775.00





4

4 647 Rotary Tiller, 3-Point Hitch

Heavy-duty 3-point hitch design that is ideal for preparing seedbeds, controlling weeds, and other tillage jobs for homeowners, golf courses, estates, nurseries, etc.

X700 Series (Requires 540 RPM Rear PTO, Category 1 3-Point Hitch, and 160 lb. of front ballast)	0205LV	\$2,180.00
Drive shaft	1001	\$29.00
Total for 647 Rotary Tiller		\$2,209.00



5

5 40 Gallon 3-Point Hitch Sprayer

Boom sprays a wide 120-in. width. A 19-ft. hose and handgun with 14-in. wand are provided for spraying trees or other remote areas that cannot be reached with the sprayer itself. iMatch compatible.

X700 Series (Requires AM105666 Wiring Harness Extension and Category 1 3-Point Hitch and 160 lb. of front ballast)	LP20840	\$754.95
Wiring Harness Extension	AM105666	\$15.25
Total for 40 Gallon 3-Point Hitch Sprayer		\$740.20



6



7

6 Plow, Single Bottom, 3-Point Hitch

Suited for a variety of primary tillage operations on land previously used for growing grasses, grains, vegetables, and other crops. It buries the crop residue and leaves a clean soil seedbed on top.

X700 Series (Requires Category 1 3-Point Hitch)	LPPP1200JD	\$499.00
---	------------	----------

7 Cultivator, 3-Point Hitch

Excellent for cultivating a variety of garden, vegetable, and grain plants. Can also be used for finishing fields and preparing seedbeds after primary tillage. Shank spacing can be adjusted to meet a wide variety of row spacing and crop needs.

X700 Series (Requires Category 1 3-Point Hitch)	LPCC1000JD	\$329.00
---	------------	----------



8

8 60-in. Frontier Rear Mount Blade, 3-Point Hitch

Excellent for leveling and grading in a variety of situations including gravel roads, driveways, and landscaping. Features full radius moldboard, tubular steel frame, and iMatch compatibility.

X700 Series (Requires Category 1 3-Point Hitch and 160 lb. of front ballast)	1251XF (RB1060L)	\$543.00
	1291XF (RB2060L)	\$490.00



9



10

9 48 in. Frontier Box Blade, 3-Point Hitch

Can be used for a variety of jobs, including moving material, backfilling, grading, landscaping, and leveling. Features replaceable hardened scarifier points and iMatch compatibility.

X700 Series (Requires 3-Pt. Hitch and two 42 lb. weights for front ballast)	1011XF (BB1048L)	\$865.00
	1051XF (BB2048L)	\$728.00

10 10K PTO Generator, 3-Point Hitch

Perfect attachment for anyone who needs portable or standby electric power. When attached to the X Series tractor 3-point hitch, it is easy to move from one location to another. iMatch compatible.

X700 Series (Requires 540 RPM Rear PTO, Category 1 3-Point Hitch, and 160 lb. of front ballast)	3950M	\$2,189.00
Drive shaft	1000	\$173.00
Total for 10K PTO Generator		\$2362.00



11



12

11 60-in. Frontier Landscape Rake, 3-Point Hitch

Clears rock or debris and levels soil while preparing a seed bed. Features tubular steel frame and pivot, heat treated tines, and iMatch compatibility.

X700 Series (Requires Category 1 3-Point Hitch and 160 lb. of front ballast.)	1161XF (LR1060L)	\$772.00
	1191XF (LR2060L)	\$684.00

12 Disk Harrow, 3-Point Hitch

Use a disk harrow to break up chunky, plowed ground and prepare seedbeds with uniform pulverized soil. Adjustable 42-in. to 52-in. with 11-in. disk blades and iMatch compatibility.

X700 Series (requires Category 1 3-Point Hitch and 160 lb. of front ballast.)	LPDD1000JD	\$649.00
---	------------	----------

Front and Mid Blades / Tractor Shovels Front Loaders / Snow Blowers / Brooms



When push comes to shove, you've got plenty of choices, no matter the time of the year or the type of job.

1

1 Front Blade

Excellent for pushing snow or other loose material straight forward, to the right or left. Blade surface is curved to roll rather than push material, which requires less power and increases blade capacity.

46-in. - Fits all 100 Series	BG20020	\$277.00
44-in. - X300 Series	SKU23044	\$529.00
48-in. - X500 Series	SKU23048	\$739.00
54-in. - X700 Series (Requires Front Quick Hitch and Hydraulic Angling, X700 model must also have the BM20761 Hydraulic Coupler Kit)	1491M	\$505.00

Rubber Blade Squeegee Kit

More effective cleaning of wet or slushy snow while preventing scratching of the driveway surface. Reduces chance of damage to sod along sidewalks and driveways.

For 44-in. Front Blade	AM132109	\$75.00
For 48- and 54-in. Front Blade (image not shown)	AM31436	\$70.00



2



3



2 Heavy-Duty Skid Shoe (1)

Extra-wide shoe is made of high-carbon heat-treated steel to provide significant wear life improvement in commercial applications or abrasive conditions.

For 48- or 54-in. Front Blade, two required AM119321 \$47.50



3 Manual Angling Kit

Allows angling blade from the tractor seat for operator convenience.

For 48-in. Front Blade BM23448 \$230.00



4 40-in. Tractor Shovel

Allows tractor to pick up and move material. Opening design and lift height of the blade assure complete emptying of material. When the scoop is raised, the tractor shovel can be used to doze, scrape, or level material.

X300 and X500 Series LP40000 \$899.95

5 54-in. Tractor Shovel

Allows tractor to pick up and move material. Opening design and lift height of the blade assure complete emptying of material. When the scoop is raised, the 54-in. Front Blade can be used to doze, scrape, or level material.

X700 Series (Requires 54-in. Front Blade) LP54000 \$724.95



6 60-in. Hydraulic Angling Mid-Mount Blade

Does excellent job of leveling and grading with 2-wheel-steer tractor. Applications include grading gravel roads, driveways, and landscaping sites.

X700, X720, X728, X740, X748 (X700 model requires Hydraulic Coupler Kit) 9700M \$730.00

7 45 Loader

Includes 48-in. bucket for snow removal, grounds maintenance, landscaping, and applications where loading and movement of material is required. Excellent for spreading and leveling, transporting and loading, and scraping and piling yard materials.

X700, X720, X728, X740, X748 (Appropriate tractor ballast and Hydraulic Cylinder Lock-Out Valve required, X700 model requires Hydraulic Coupler Kit) 3990M \$3,420.00

Regenerative Bucket Kit

The regenerative bucket kit is available to improve bucket cycle times.

For 45 Loader (image not shown) BM22220 \$63.00



8 44-in. Snow Blower

Capacity to handle big snow removal jobs. Works well in all snow conditions. Ideal for home and estate owners in all snow regions.

100 Series U.S. SKU21549 \$1,399.00
 X300 Series, X500, X520 SKU23045 \$1,499.00
 (X300/38X, X300/42X, X300/42M (SN -150,000), X304 require Lift Assist Spring Kit)

Front and Mid Blades / Tractor Shovels / Front Loaders / Snow Blowers / Brooms

continued



9

9 Lift Assist Spring Kit

Lowers the effort required to operate implement lift system. Kit includes spring, hardware, decal, and installation instructions. Required for use of 44-in. snow blower on a X300 or X304 Tractor.

X300/38X, X300/42X, X300/42M (SN -150,000), X304 AM136646 \$78.00



10

10 47-in. Snow Blower (X530, X534, X540)

Capacity to handle big snow removal jobs. Works well in all snow conditions. Ideal for home and estate owners in all snow regions.

X530, X534, X540 SKU23047 \$1,699.00

Heavy-Duty Skid Shoe

Made of high-carbon heat-treated steel to give significant wear life improvement in commercial applications or abrasive conditions.

Left - For 44- and 47-in. Snow Blower on 100 Series, X300 Series, or X500 Series AM122263 \$51.00
 Right - For 44- and 47-in. Snow Blower on 100 Series, X300 Series, or X500 Series AM122264 \$51.00
 (image not shown)



11

11 Quick Hitch Snow Blowers (X700 Series)

Ideal for home and estate owners in all snow regions. It has the capacity to handle big snow removal jobs. Works well in all snow conditions and is suited for many snow removal applications where snow must be moved greater distances.

X700 Series 47-in. Snow Blower (Requires Front Quick-Hitch, 2000 RPM Mid-to-Front PTO, and Implement Drive and Upstop, X700 model must also have the Hydraulic Coupler Kit) 1473M \$2,050.00
 X700 Series 54-in. Snow Blower (Requires Front Quick-Hitch, 2000 RPM Mid-to-Front PTO, and Implement Drive and Upstop, X700 model must also have the Hydraulic Coupler Kit) 02C1M \$2,450.00
 Implement Drive and Upstop BM23236 \$223.00

Remote Spout Cap Control Kit (47-in. and 54-in. Snow Blower / X700s)

Flexible cable connects spout cap to the T-handle that is positioned close to the operator. Operator can change angle of discharge deflector on-the-go, without leaving the seat.

47-in. and 54-in. Snow Blower on X700 Series (Contact Dealer for required attaching parts) BM20960 \$111.00
 (image not shown)



12



13

12 Skid Shoe Plate and Hardware

For commercial or high-use applications to provide additional auger housing protection. Skid shoe plates allow adjustments for uneven surfaces and reduced wear on the blower.

Right-side for 47-in. and 54-in. Snow Blower on X700 Series AM128336 \$41.75
 Left-side for 47-in. and 54-in. Snow Blower on X700 Series AM128337 \$41.75
 (image not shown)



14

13 Drift Blade for Snow Blower

Use on either side of the snow blower to suit conditions. Slices through snow that is higher than the auger housing so snow feeds into the auger rather than falling on the machine.

44-in, 47-in. and 54-in. Snow Blower M88984 \$24.25
 Bolts (2 required) 19H1914 \$0.38
 Lock Nuts (2 required) N10217 \$0.21
 Total for Drift Blade \$24.84

14 52-in. Quick-Hitch Rotary Broom

The broom is a four-seasons implement designed to increase the versatility of the tractor by allowing it to be used for a variety of sweeping jobs.

X700 Series (Requires Front Quick-Hitch, Hydraulic Angling, 2000 RPM Mid-to-Front PTO kit and implement drive shaft, X700 model must also have the Hydraulic Coupler Kit) 3880M \$2,059.00
 Implement Drive Shaft BM21854 \$251.00

15 60-in. Heavy-Duty Rotary Broom

The broom is a heavy-duty four-seasons implement designed to increase the versatility of the tractor by allowing it to be used for a variety of sweeping jobs.

X700 Series (Requires Mounting Frame, Front Quick-Hitch, Hydraulic Angling, 2000 RPM Mid-to-Front PTO kit and implement drive shaft, X700 model must also have the Hydraulic Coupler Kit)	3790M	\$3,150.00
Implement Drive Shaft	BM21854	\$251.00
Mounting Frame	BM20626	\$394.00

16 Front Quick-Hitch and Hydraulic Lift

Hitch is required on X700 Series with snow blower, front blade, rotary broom, or tractor shovel.

X700 Series	BM19782	\$618.00
-------------	---------	----------

17 Hydraulic Cylinder Lockout Valve

Keeps tractor rockshaft from moving for faster hydraulic response of implement. Standard with front quick-hitch. Required for 45 Loader.

X700 Series	AM134625	\$92.00
-------------	----------	---------

18 Hydraulic Angling (X400/X500 HDGT's, X700's)

Provides 0 to 27 degrees angling to the right or left using the tractor's hydraulics. Required for some front Quick-Hitch mounted implements.

X700 Series	BM20837	\$190.00
-------------	---------	----------

19 2000 RPM Mid-to-Front PTO Kit

Required to operate snow blower, rotary broom, or other 2000 RPM powered front equipment.

2WD - X700, X720, X724, X740, X744	BM20991	\$236.00
4WD - X728, X729, X748, X749	BM22560	\$251.00

20 Hydraulic Coupler Kit

Four quick-disconnect couplers, protective covers, and color-coded decals for use with hydraulic-controlled equipment such as blades and snow blowers. Standard on some tractor models.

X700 Model Tractor	BM20761	\$49.00
--------------------	---------	---------



Mower Decks: Mulch and Leaf Bagging Kits

1 48-in. Leaf Bagging Kit

Kit improves mower's vacuum performance for better collection of leaves and dry grass. Includes front and left-side baffles and attaching hardware.

Fits all 48-in. 100 Series mower decks and 48-in. mower on Z245 BG20470 \$44.00

2 Mulch Kit (38-in.)

Converts mower so it can be used to mulch grass or leaves. Adjustable baffle allows more or less material to be discharged, depending on conditions. Special mulching blades included.

X300 with 38-in. mower BM21817 \$117.00

3 Mulch Kit

The mulch kit creates individual cutting chambers for precise grass or leaf mulching. Kit includes a mulch plug and high-performance mulching blades.

Riding Lawn Tractors:

For 42-in. mower on 100 Series, X300, X304 (shown in photo 3A)	BM21816	\$89.00
For 48-in. mower on X320, X324, X360, X500 and X700 Series	BM20007	\$141.00
For 54-in. mower on X340, X500, and X700 Series (shown in photo 3B)	BM20827	\$190.00
For 54-in. mower on 100 Series	BG20304	\$199.00
For 60-in. 7-Iron mower on X700 Series	TCB10953	\$290.00
For 62-in. mower on X700 Series	BM21890	\$209.00

Residential Zero Turn Mowers:

For 42-in. mower on Z225 (shown in photo 3A)	BM21816	\$89.00
For 48-in. mower on Z425, Z445 (similar to photo 3B)	BM20007	\$141.00
For 54-in. mower on Z445-54HC, (shown in photo 3C)	TCB11469	\$280.00
For 54-in. mower on Z425, Z445 (shown in photo 3B) (except Z445-54HC)	BM20827	\$190.00
For 62-in. mower on Z465 (similar to photo 3B)	BM21890	\$209.00

4 Mulch Covers


The Mulch Cover will keep material under the mower deck where it is cut into smaller pieces before falling to the ground.

Fits all 42-in. 100 Series mower decks GY00115 \$27.98
 Fits all 48-in. 100 Series mower decks GY20417 \$34.25

5 Mower Deck Wear Plate (38 in. Mower)

Wear plate can be bolted to right rear corner of mower deck. Increases mower deck life by reducing wear in the highest wear area; especially suited to sandy conditions.

For 38-in. mower on X300 AM108476 \$140.00



6 Front Blowout Baffle for 42-in. mower

Kit improves the mower deck vacuum performance when bagging leaves or other dry material.

X300, X304 and Z225 side discharge mower BM20505 \$34.00

7 Mower Leaf Bagging Kit

Improves mower vacuum performance when using Power Flow blower. Needs to be removed for high-moisture grass or for mulching attachment. Includes left front, right front, and left side baffle.

For 48-in. mower on X320, X324, X360 (shown in photo), Z425, Z445, X500 & X700 Series	BM19894	\$89.00
For 54-in. mower on X340, Z425, Z445, X500 & X700 Series (except Z445-54HC)	BM20985	\$111.00
62-in. mower deck on X700 Series (shown in image)	BM20986	\$123.00

8 Mower Leaf Mulcher Plate Assembly (38-in.)

Provides an inexpensive means of mulching grass and leaves. Plate keeps material under the mower until it is chopped into small pieces by the rotating blades and blown to the ground.

X300 with 38-in. mower (Requires 2-03H2272 Bolts and 2-14H819 Nuts.)	M150883	\$31.99
Bolts (2 required)	03H2272	\$0.44
Nuts, forged wing (2 required)	14H819	\$0.80
Total for Leaf Mulcher Plate Assembly (38-in.)		\$33.23

9 42 in. Rear Discharge Mulch Plug Attachment (X300R)

An optional mulch plug is available. Plug closes off opening on bottom of deck so material cannot enter the blower.

Fits Select Series X300R Tractors. BM22326 \$109.00

10 Mower Lip Kit (38-in. mower)

Lip can be bolted to the bottom of mower deck to reduce clipping drop; particularly important for full leaf and pine needle pickup.

Left - For 38-in. mower on X300	AM103851	\$140.00
Right rear - For 38-in. mower on X300	AM103852	\$62.00

11 Anti-Scalp Wheel Extension Kit



Designed to give a more uniform cutting height when mowing at 3-in. or higher by allowing the wheel to be adjusted to a lower setting.

For 38-in, 42-in, 42M mower on X300, X304 BM22550 \$51.00

12 Anti-Blowout Kits

Improves mower vacuum performance when using Power Flow blower. Needs to be removed for high-moisture grass or for mulching attachment. Includes left front, right front, and left side baffle.

For 48-in mower on Z425, Z445; 48X on X300s, X500s, X700s	AM133764	\$41.75
For 54-in. mower on Z425, Z445; 54X on X300s, X500s, X700s	AM133765	\$42.50
For 62-in. mower on Z465; 62X on X700s	AM133766	\$45.50



Tow-Behind Equipment / Front Thatchers

Spray, haul, thatch, aerate, etc. with your John Deere riding lawn equipment.

1 Utility Cart, Poly*

Poly Cart is rust and dent resistant and can be used to haul a variety of materials. Easy dump release; steep angle for complete emptying.

7P (7 cu. ft.) - For use on all John Deere Riding Lawn Tractors and EZtrak Mowers	LP21935	\$189.00
10P (10 cu. ft.) - For use on all John Deere Riding Lawn Tractors and EZtrak Mowers (shown)	LPPCT10JD	\$219.00
17P (17 cu. ft.) - For use on all John Deere Riding Lawn Tractors	LPPCT17JD	\$349.00
8Y (8 cu. ft.) - For use on all John Deere Riding Lawn Tractors. Converts from tow-behind to push cart	LP22755	\$199.00



2 Utility Cart, Steel*

Steel cart hauls a variety of materials. Bracketless tailgate means no side channels to obstruct materials when emptying. Recessed bolt heads are out of the way when shoveling.

13 (13 cu. ft.) - For X500 and X700 Series (shown)	LPHDC13JD	\$339.00
18 (18 cu. ft.) - For X500 and X700 Series	LPHDC18JD	\$429.00
21 (21 cu. ft.) - For X700 Series	LPUT21JD	\$799.00

3 36- x 18-in. Lawn Roller

Packs down new sod, seed, and mole ridges. Polyethylene drum will not dent or rust. Rounded ends will not gouge the lawn or make ruts. 390-lb. weight, 42 U.S. gallon (159 Liter) capacity.

For use with all John Deere Riding Lawn Tractors	LPRT36JD	\$209.00
--	----------	----------



4 Tow-Behind 40-in. Thatcherator shown with extension

Can be used as a dethatcher, aerator, or for preparing an area for new seed. Twenty spring-loaded tines give maximum performance. 3-position adjustment. Weight tray allows for increased scratching power. 8-in. extension available for widths of 48- and 56-in.

For all John Deere Riding Lawn Tractors	LPTA40JD	\$219.00
---	----------	----------

8-in. Thatcher (Extension) - Extension is available to provide 8-in. or 16-in. additional width.

For 40-in. Thatcherator. Add 1 or 2 extensions to 40-in. Thatcherator as needed to approximate mower width.	TY13036	\$48.00
---	---------	---------



5 38-in. Front Thatcher (Center) shown with extension

Used on a regular basis, reduces excessive thatch buildup that can be damaging to a lawn's health. Since it provides more gentle, less aggressive action than a power rake, it can be used as a preventative maintenance tool each time the lawn is mowed.

X300, X500, X700 Series (Requires Thatcher Mounting Frame.)	SKU13056	\$199.00
Thatcher Mounting Frame (X300, X500 Series)	BM24000	\$182.00
Thatcher Mounting Frame (X700 Series)	BM20853	\$190.00
Total for 38 in. Front Thatcher (X300, X500)		\$381.00
Total for 38-in. Front Thatcher (X700)		\$389.00

8-in. Front Thatcher (Extension) - Extension is available to provide 8-in. or 16-in. additional width.

For 38-in. Front Thatcher	TY13036	\$48.00
---------------------------	---------	---------



6 40-in. Spike Aerator

Penetrates soil, allowing air, water, and nutrients to enter the lawn and relieves soil compaction. 40-in. width with 10-in. diameter steel tine stars give up to 2-in. penetration. Pneumatic tires for easy pulling. 100-lb. capacity weight tray.

For use with all John Deere Riding Lawn Tractors	LPSAT40JD	\$289.00
--	-----------	----------

7 40-in. Aerator Spreader

Does two jobs at once, perforates the soil while the calibrated drop-spreader follows with seed, lime, or fertilizer. May also be used to just aerate the lawn. Up to 2-in. penetration. 75-lb. spreader capacity with pneumatic tires for easy pulling and 75-lb. capacity weight tray.

For use on all John Deere Riding Lawn Tractors	LPAS40JD	\$389.00
--	----------	----------



* The loaded weight of the utility cart not to exceed the weight of the tractor and operator. The loaded weight of any equipment towed by an EZtrak mower not to exceed 250 lbs.



8

8 40-in. Plug Aerator

Removes plugs of soil up to 3-in. deep to allow penetration of air, water, and nutrients and help relieve soil compaction. Pneumatic tires for easy pulling. 175-lb. capacity weight tray.

For use on all John Deere Riding Lawn Tractors LPPA40JD \$369.00

48-in. Plug Aerator - 250-lb. capacity weight tray.

X500, X700 Series LPPA48JD \$439.00



9

9 40 Gallon Tow-Behind Sprayer

Boom sprays a wide 120-in. width. A 19-ft. hose and handgun with 14-in. wand are provided for spraying trees or other remote areas that cannot be reached with the sprayer itself.

For use on all John Deere Riding Lawn Tractors LP20485 \$624.95
(X700 Series require AM105666 Wiring Harness Extension.)

25 Gallon Tow-Behind Sprayer - Boom sprays a wide 90-in. width.

For use on all John Deere Riding Lawn Tractors (X700 Series require AM105666 Wiring Harness Extension.) LP19479 \$479.95

15 Gallon Tow-Behind Sprayer - Boom sprays a wide 60-in. width.

For use on all John Deere Riding Lawn Tractors (X700 Series require AM105666 Wiring Harness Extension.) LP19478 \$424.95



10



11

10 25 Gallon Portable Sprayer

Four rubber feet protect the tank and stabilize it when placed in a cart. A 13-ft. hose with handgun and 14-in. wand are provided for spraying trees, shrubs, etc.

For use on all John Deere Riding Lawn Tractors LP19490 \$279.95

11 42-in. Lawn Sweeper

Hauls 17 bu. of material. Convenient brush-height adjuster has eight positions. Premium features: adjustable hitch, large 12-in. x 3-in. wheels, and collapsible for storage.

For use on all John Deere Riding Lawn Tractors and EZtrak Series* LPSTS42JD \$329.00



12



13

12 Push-Type Spin Spreader (Homeowner)


Convenient to use for spreading seed, fertilizer, insecticide, and salt. Stainless steel hopper and major components. The spreader shutoff is located at the operator station.

50 lb. LP3050 \$179.00
50 lb. (Includes cover and deflector) LP22875 \$169.00
100 lb. LP3100 \$269.00

13 Barrier Shield for Push-Type Spin Spreader

Used for directing material in the hopper downward (36 in. width). Converts the rotary spreader into a drop spreader. The barrier is ideal for spreading ice melt and salt product, or for more precise application in specific areas.

50 lb. push spreader LPBS50 \$39.00
100 lb. push spreader LPBS100 \$39.00



14



15

14 Pull-Type Spin Spreader

Convenient to use for spreading seed, fertilizer, insecticide, and salt. Polyethylene hopper will not dent or rust. Stainless steel is used for critical components. Large pneumatic tires and solid-steel axles ensure a positive drive.

80 lb. - For use on all John Deere Riding Lawn Tractors LP25010 \$229.00
125 lb. - For use on all John Deere Riding Lawn Tractors LP25011 \$265.00
130 lb. - For use on all John Deere Riding Lawn Tractors LP22756 \$199.00
175 lb. - For use on all John Deere Riding Lawn Tractors LP25012 \$299.00
3.5 cu. ft. (175 lb, green) - For use on all John Deere Riding Lawn Tractors LPBS36JD \$239.00

15 Frontier Broadcast Spreader – Pull-Type Hitch

Spreader can handle 226 lbs. (SS1022B) or 362 lbs. (SS1035B) of material such as seed, fertilizer, or salt. The one-piece seamless, all-steel hoppers are built strong to endure heavy use and rough handling.

For X300, X500 and X700 Series Tractors 3061XF (SS1022B) \$700.00
3068XF (SS1035B) \$960.00

16 Electric Broadcast Spreader

Spread up to 125 lbs. of material such as seed, fertilizer, insecticide, or salt. Durable construction and design allows for constant spreader speed and easily mounts to the CargO Mount™ or Click-N-Go™ brackets. Optional barrier shield also available.

For X300 (excluding X300R), X500 and X700 Series Tractors LP3301 \$399.00
Barrier Shield LP23117 \$63.35



16

Parts and Accessories

Can you customize a John Deere? Sure you can. From lights and fans to bumpers and covers, we've got the means to get you even more attached to your favorite lawn machine. And don't forget: nothing is better for your John Deere than the original parts meant for it.



1

1 Spark Arrester Muffler Screen

Satisfies California law requiring use of a spark arresting muffler under certain conditions; also for other areas when needed to comply with local ordinances or customer requests.

For X300 and X500 Series tractors (AM135845 shown in photo)	AM135845	\$40.50
For X700 Series tractors	AM108146	\$21.25
EZtrak Series	AM123168	\$55.00



2

2 Battery Charger (110 Volt)

Helps maintain battery in good condition and ensures that it is fully charged. Most useful when vehicle is not being used regularly. Quick-disconnect plug allows easy removal from the tractor.

For any vehicle with a battery.	AM36786	\$38.75
---------------------------------	---------	---------



3

3 Extension, Wiring Harness

30-in. long wiring harness extension is available if required for reaching the vehicle battery when using John Deere sprayers.

X700 Series	AM105666	\$15.25
-------------	----------	---------



4

4 12 Volt Cargo Mount Fan

This attachment mounts in either front Cargo Mount hole and plugs into the tractors 12-volt power port. It includes a support so canopy and fan can be used at the same time.

Fits all 100 Series with 12 volt outlet. For X300 and X500 Series tractors (X300 Series require 12 Volt Outlet and M115237 Spacer, X500 Series require M115237 Spacer)	BM21522	\$17.00
Spacer	M115237	\$4.45

5 12 Volt Work Light Kit

35-watt sealed-beam bulb provides additional lighting. Swivels and tilts to allow positioning beam on work area. Designed for mounting on rear fender by drilling a hole in the desired location.

X300, X500, and X700 Series BM17981 \$45.00

6 Halogen Headlight Kit

Two 75 candlepower halogen bulbs provide over twice as much illumination as the standard 32 candlepower incandescent bulbs.

X520, X534, X540 BM21289 \$51.00

7 Front Bumper

The front bumper is an optional attachment for lawn tractors. It offers additional front-end protection. The front bumper also provides a more aggressive look for the tractor.

Double bar - Fits all 100 Series. (shown in photo) BG20436 \$69.00
Single bar - For X300 Series tractors BM23056 \$55.00

8 Brush Guard

The brush guard adds a distinctive appearance to the tractor and protects the front of the tractor from damage.

For X300, X500 Series tractors BM23057 \$111.00
X700 Series tractors (shown in photo) BM20880 \$223.00

9 Seat Net Kit

Seat net kit attaches to back of tractor seat to provide a convenient storage pocket for gloves, etc.

X300 and X500 Series AM136046 \$25.99

10 Debris bag

Saves time - continue mowing while picking up debris. Includes pocket that is ideal for water bottle, insect repellent, pruning shears, etc. Attaches with hook-and-loop fasteners.

Fits all John Deere Riding Lawn Tractors TY25341 \$12.43

11 Seat Cover

Protects new seats and renews old seats. Cushioned seat for extra comfort.

EZtrak Series - Without armrests LP92724 \$35.99
EZtrak Series - With armrests LP92734 \$35.99
Riding Mower (S) - 11-in. seat LP22704 \$24.99
Riding Mower (M) - up to 15-in. seat LP92324 \$25.99
Riding Mower (L) - up to 18-in. seat LP92334 \$25.99
Deluxe (M) - up to 15-in. seat LP92624 \$42.99
Deluxe (L) - up to 18-in. seat LP92634 \$42.99
Hydration - up to 15-in. seat. Features hydration pack. (shown) LP20936 \$69.99

12 Walk-Behind Mower Cover

All-season protection for the mower and attached catcher on rear discharge mowers. Back closure makes installation and removal a snap.

Walk-Behind Mowers LP93707 \$25.99

13 EZtrak Riding Mower Cover



Heavy-duty coated fabric provides protection for EZtrak Mowers. Reinforced air vents let air circulate and help prevent ballooning from wind.

EZtrak Series LP98107 \$82.99

14 Protective Cover

Economy protective cover for use on riding mowers and lawn and garden tractors. Cover is constructed of black vinyl with eyelets at the bottom for use with tie straps to keep it in place.

X300 except X300R, X500 Series M131120 \$105.00



Parts and Accessories

continued



15



16




17



18



19



20



21



22



23

15 Riding Mower Standard Cover

Coated fabric for all-season protection of ride-on equipment. Dual vents let air circulate and help prevent ballooning in wind. Elastic cord in bottom hem provides a quick, custom-like fit.

100 Series, X300, and X500 Series except X300R

LP93917 \$72.99

16 Riding Mower Deluxe Covers

Heavy-duty coated fabric for extra protection of ride-on equipment. Reinforced air vents let air circulate and help prevent ballooning in wind. Has interior lining and muffler heat shield.

Medium - Fits 100 Series, X300 Series except X300R
Large - Fits X300, X500, and X700 Series

LP93617 \$82.99
LP93647 \$93.99

17 Stake Side Kit

Helps with transporting light debris such as leaves, straw, and sticks. The wood is finished with waterproofing protection.

For 10P and 17P Utility Cart

LPSSK10 \$79.00

18 Poly cart hard top

Fits John Deere 10 poly cart. Vacuum-formed, heavy-duty polyethylene hard top keeps loads covered and prevents spills. Snap-on closure keeps contents dry.

For 10P Utility Cart

LPPTK10 \$115.00

19. Wheel Cover

Give the tractor a deluxe appearance. Laser engraved in center with the John Deere logo. In most cases the correct wheel cover can be determined by the last number of the tire size.

6-in.	AM141153	\$42.75
8-in.	AM141154	\$37.99
10-in.	AM141155	\$91.00
12-in.	AM141156	\$95.00

20 Wheel Cover (Yellow Plastic)

Give the tractor a deluxe appearance. Laser engraved in center with the John Deere logo. In most cases the correct wheel cover can be determined by the last number of the tire size.

6-in.	M118001	\$12.50
8-in.	M96337	\$14.25
12-in.	M114663	\$20.99

21 Tire Chains (Pair)

Recommended for use with snow blower, front blade, etc. Use first and second number of tire size to select chains. Third dimension is rim diameter, which does not usually affect chain size.

20x8-8 in. turf tires	TY15959	\$54.03
20x10-8 in., 20x10-10 in. turf tires	TY16200	\$66.32
22x9.5-12 in. turf tires	TY25229	\$58.60
22x11-10 in. turf tires	TY24327	\$66.64
23x9.5-12 in., 24x9.5-12 in. turf tires	TY26227	\$79.73
23x10.50-12 in. turf or bar tires	TY15956	\$71.75
24x12.00-12 in. turf or HDAP tires	TY24328	\$77.74
26x10.50-12 in. turf tires	TY25326	\$77.74
26x12-12 in. turf, bar, or HDAP tires	TY15958	\$85.67

22 Wheel Spacer Kit

Allows the use of tire chains on X729, X749 tractors. Spacers simply bolt to the axle hub and the tires to the spacer. Overall machine width is increased by 1.5-in.

X729, X749 when installing tire chains

BM22725 \$141.00

23 Quik-Tatch Weight, 42 lb.

Use these cast-iron weights to counterbalance a heavy attachment and/or provide greater traction and stability. Some vehicles have built-in front and/or rear weight brackets to hang the weights on; others require a weight bracket that must be ordered separately.

No box - 100 Series, X300, X500, and X700 Series (When installed on Front Bumper of X700 Series Tractor, M147986 Rod and (2) M40461 Spring Clips are required)

R66949 \$45.00

24 Weight Brackets

Provides a tractor-mounted bracket required on some tractor models for hanging two or more 42 lb. Quik-Tatch weights (R66949 or BG20022).

Rear, 2 weight - Fits all 100 Series.	BG20499	\$43.00
Rear, 2 weight - X304, X324; 4 weight - X534	BM24011	\$79.00
Front, 9 weight - X700 Series	BM20957	\$168.00
Rear, 6 weight - X700 Series (Requires BM20714 Click-N-Go bracket.)	BM20779	\$140.00

25 Wheel Weights

Weights for front wheels are recommended with rear grass baggers on slopes and may be required with heavy rear-mounted equipment. Rear weights are recommended for additional traction, especially with snow blowers, front blades, and tillers. Some applications require drilling two holes in wheel rim to mount the weight. Contact dealer for the right combination of weights and mounting hardware for your tractor and attachments.

Cast-Iron Wheel Weights (Requires mounting hardware)

Durable cast-iron wheel weights are mounted to tractor wheels.

34 lb. - 5-inch or 6-inch rim (1-weight)	BM17962	\$96.00
30 lb. - 8-inch rim (1-weight)	BM17964	\$85.00
50 lb. - 12-inch rim (1-weight)	BM17972	\$107.00

Plastic-Shell Wheel Weights (Includes mounting hardware)

Plastic-shell wheel weights provide traction and stability at a lower cost for popular applications.

31 lb. - 8-inch rim (2-weights)	BM19123	\$58.00
50 lb. - 12 inch rim (1-weight) (image not shown)	BM17976	\$55.00

72 lb. Cast-Iron Starter Wheel Weight (1) (Requires mounting hardware)

72 lb. cast-iron starter weights can be bolted to the 12-inch rims of X700 Series 2-wheel steer tractors. Additional 50 lb. cast-iron wheel weights may be added to the starter weight.

X700, X720, X728, X740, X748 (image not shown)	BM17973	\$152.00
---	---------	----------

Special Edition Weight Adapter (1)

For installing a rear cast-iron or plastic-shell wheel weight on special-edition tractors. Provides hole locations needed for wheel weight mounting hardware.

X720, X728, X748 Special Edition Tractors (image not shown)	BM21497	\$28.00
--	---------	---------

26 Ballast Box

Allows adding weight to the rear of a tractor for improved traction and stability when using the 45 Loader or front-mounted equipment.

For Category 1, 3-Point Hitch - X700 Series (Requires Cat. 1, 3-Point Hitch.)	BW14313	\$259.00
For use with Click-N-Go Brackets - X700 Series (Requires BM20714 Click-N-Go Brackets.)	BM20715	\$253.00
For use with iMatch Hitch. (Requires category 1 3-Pt hitch and LVB24244 iMatch hitch)	BW15073	\$210.00

27 1.875 in. (48 mm) Ball for Hitch

1-7/8-in. (48 mm) ball hitch. Attaches to drawbar or rear hitch to allow towing. 0.75-in. diameter post thread.

X300, X500 and X700 Series	PM05101	\$8.71
----------------------------	---------	--------

28 Engine Coolant Heater (110 Volt)

Attaches to the engine cylinder block. Plugs into a 120-volt electrical outlet to warm a diesel engine for fast cold weather starts. 400 watt rated output.

X740, X744, X748, X749 (Requires Engine Block Heater Adapter) (shown in image)	AR87167	\$71.00
Engine Block Heater Adapter	AM134805	\$55.00
Total for Engine Coolant Heater (110 Volt)		\$126.00



24



25



26



27



28

Parts and Accessories

continued



29

29 Auxiliary Alternator Kit

Operates in parallel with standard 20 amp gas engine-equipped alternator to bring the total of 12-volt electric power to 40 amps for operating sprayer, optional cab equipment, etc.

X700, X720, X724, X728, X729 BM23194 \$348.00



30

30 Home Maintenance Kit

A convenient way to obtain maintenance parts as specified in the operator's manual; includes engine oil filter, engine oil, fuel filter, fuel filter element, air filter element foam, and spark plug(s).

Z225 (SN 000001 – 060000)	LG251	\$27.50
Z225 (SN 060001 –), Z245	LG264	\$57.00
Z445, Z465	LG249	\$42.50
LA105, LA115	LG253	\$36.75
LA125	LG262	\$36.50
LA135, LA145, Z425 (SN 000001 – 040000)	LG263	\$44.99
LA155, LA165, LA175, Z425 (SN 140001 –)	LG264	\$57.00
X300, X300R, X304, Z425 (SN 140001 –)	LG256	\$39.50
X320, X324, X340, X500, X530, X534, X360	LG249	\$42.50
X520, X540	LG257	\$59.00
X700	LG245	\$71.00
X720, X724, X728, X729	LG244	\$76.00
X740, X744, X748, X749	LG260	\$68.00
See dealer for complete offering		



31

31 Mower Deck Leveling Gauge

Allows quick and accurate mower deck leveling and cutting height adjustment.

All vehicles with mower decks AM130907 \$6.95



32



33

32 Bucket (5 gallon)

This black 5-gallon bucket perfectly complements the CargO Mount single and double bucket holders. It is made of sturdy black plastic.

LA100, X300, X500, and X700 Series with Bucket Holder LPJD400 \$7.95

33 Bucket (6 gallon with lid)

This versatile six-gallon plastic bucket includes a lid. It is 16.5-in. tall.

LA100, X300, X500, and X700 Series with Bucket Holder JD01673 \$21.67



34



35

34 Bucket Holder (Single)

Transporting mulch, plants, or debris is easier with the CargO Mount single bucket holder. For use with any standard 5- or 6-gallon bucket. Will carry up to 50 lb. of material.

LA100, X300, X500 Series, except X304, X324, X300R, X534 (Requires 5- or 6-gallon bucket)	LPJD100	\$37.50
Bucket (5 gallon)	LPJD400	\$ 7.95
Bucket (6 gallon with lid)	JD01673	\$21.67
Total for Single Bucket Holder w/5-gallon bucket		\$45.45
Total for Single Bucket Holder w/6-gallon bucket		\$59.10

35 Bucket Holder (Double)

Transporting mulch, plants, or debris is easier with the CargO Mount double bucket holder. For use with standard 5-gallon buckets. Will carry up to 70 lb. of material.

LA100, X300, X500, and X700 Series, except X300R (Requires two 5-gallon buckets.)	LPJD301	\$70.00
Bucket (5 gallon)	LPJD400	\$7.95
Total for Double Bucket Holder w/two 5-gallon buckets		\$85.90

36 Mower Blades-Standard

Standard side-discharge blades provide like-new performance.

100 Series

42-in. mower on LA105, LA115, LA125, LA135SE (complete kit)	GY20850	\$36.98
48-in. mower on LA145, LA165 (complete kit)	GY20852	\$45.98
54-in. mower on LA175 (complete kit)	GY20679	\$47.64

EZtrak

42-in. mower on Z225 (complete kit)	AM141031	\$41.25
48-in. mower on Z245 (complete kit)	AM141035	\$44.19
48-in. mower on Z425, Z445 (3 required)	M145476	\$12.50
54-in. mower on Z425, Z445 (3 required)	M143520	\$14.50
62-in. mower on Z465 (3 required)	M158112	\$19.75

Select Series (X300, X500, X700)

38X mower on X300 (complete kit)	AM141039	\$36.75
42X mower on X300, X304 (complete kit)	AM141032	\$51.00
42 Rear Discharge Mower X300R (complete kit)	AM140974	\$40.99
48X mower on X320, X324, X360, X500 Series, X700 Series (3 required)	M145476	\$12.50
54X mower on X340, X500 Series, X700 Series (3 required)	M143520	\$14.50
62X mower on X700 Series (3 required)	M143504	\$18.50

37 Mower Blades-High Lift

High lift blades provide improved bagging performance in heavy and/or wet grass conditions; can also be used for side discharge.

100 Series

42-in. mower on LA105, LA115, LA125, LA135SE (2 required)	M154062	\$18.88
48-in. mower on LA145, LA165 (3 required)	GX21785	\$15.58

EZtrak

42-in. mower on Z225 (complete kit)	AM137329	\$39.75
48-in. mower on Z245 (complete kit)	AM141036	\$45.66

Select Series (X300, X500, X700)

38X mower on X300 (complete kit)	AM141041	\$39.50
42X mower on X300, X304 (complete kit)	AM141034	\$44.75
54X mower on X340, X500 Series, X700 Series (3 required)	M152726	\$17.75
62X mower on X700 Series (3 required)	M152727	\$21.25
60-inch 7-Iron mower on X700 Series (3 required)	TCU15881	\$20.75

38 Mower Blades-Mulching

Blade included with the mulch kit is designed for optimum mulching performance; can also be used for side discharge.

EZtrak

42-in. mower on Z225 (complete kit)	AM141033	\$42.75
48-in. mower on Z425, Z445 (3 required)	M127673	\$16.25
54-in. mower on Z425, Z445 (3 required)	M145516	\$17.50
62-in. mower on Z465 (3 required)	M145719	\$18.99

Select Series (X300, X500, X700)

38X mower on X300 (complete kit)	AM141040	\$35.50
42X mower on X300, X304 (complete kit)	AM137328	\$39.75
42X Edge Mulch mower on X300, low lift blades (complete kit)	AM140332	\$38.75
42 Edge Mulch mower on X300 (complete kit)	AM140973	\$40.25
42 Rear Discharge Mower X300R (complete kit)	AM140975	\$38.75
48X mower on X320, X324, X360, X500 Series, X700 Series (3 required)	M127673	\$16.25
54X mower on X340, X500 Series, X700 Series (3 required)	M145516	\$17.50
62X mower on X700 Series (3 required)	M145719	\$18.99
60-inch 7-Iron mower on X700 Series (3 required)	M131958	\$25.25



This literature has been compiled for worldwide circulation. While general information, pictures and descriptions are provided, some illustrations and text may include finance, credit, insurance, product options and accessories NOT AVAILABLE in all regions. PLEASE CONTACT YOUR LOCAL DEALER FOR DETAILS. John Deere reserves the right to change specification, design and price of the products described in this literature without notice. John Deere's green and yellow color scheme, the leaping deer symbol, and JOHN DEERE are trademarks of Deere & Company. Suggested list price, prices may vary across regions.

DKA44499 (10-02) Litho in the U.S.A.

