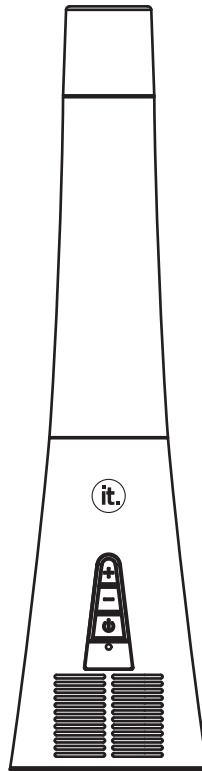




---

Glitter Lamp Bluetooth Speaker



MODEL:ITSBL-509

PLEASE READ CAREFULLY BEFORE OPERATING THIS EQUIPMENT  
KEEP IT IN A SAFE PLACE FOR FUTURE REFERENCE

# IMPORTANT SAFETY INSTRUCTIONS



CAUTION: TO REDUCE THE ELECTRIC SHOCK, DO NOT REMOVE THE COVER (OR BACK). NO USER SERVICEABLE PART INSIDE, REFER SERVICING TO QUALIFIED SERVICE PERSONNEL.



**DANGEROUS VOLTAGE:**The lighting flash with arrowhead symbol within an equilateral triangle is intended to alert the user to the presence of uninsulated “dangerous voltage” within the product’s enclosure that may be of sufficient magnitude to constitute a risk of electric shock to persons.



**ATTENTION:**The exclamation point within an equilateral triangle is intended to alert the user to the presence of important operating and maintenance (servicing) instructions in the literature accompanying the appliance.

**WARNING: TO PREVENT FIRE OR SHOCK HAZARD, DO NOT EXPOSE THIS UNIT TO RAIN OR MOISTURE.**

**WARNING: USE UNDER SUPERVISION OF AN ADULT DUE TO LONG CORD** This unit has a long cord that can be easily tripped on or pulled on, causing injury. Please make sure it is arranged so that it will not drape over a tabletop, etc. Where it can be pulled on by children or tripped over accidentally.

**CALIFORNIA PROP 65 WARNING:**“WARNING” This product contains chemicals known to the State of California to cause birth defects or other reproductive harm. For more information on these regulations and a list of chemicals, log on the following website: <http://www.oehha.ca.gov/prop65.html>

## **FCC STATEMENT:**

This device complies with part 15 of the FCC Rules. Operation is subject to the following two conditions:

- (1) This device may not cause harmful interference, and
- (2) This device must accept any interference received, including interference that may cause undesired operation.

This equipment complies with FCC radiation exposure limits set forth for an uncontrolled environment. This equipment should be installed and operated with minimum distance 20cm between the radiator & your body.

## **FCC NOTICE:**

This equipment has been tested and found to comply with the limits for a Class B digital device, pursuant to Part 15 of the FCC Rules. These limits are designed to provide reasonable protection against harmful interference in a residential installation. This equipment generates, uses and can radiate radio frequency energy and, if not installed and used in accordance with the instructions, may cause harmful interference to radio communications. However, there is no guarantee that interference will not occur in a particular installation. If this equipment does cause harmful interference to radio or television reception, which can be determined by turning the equipment off and on, the user is encouraged to try to correct the interference by one or more of the following measures:

- Reorient or relocate the receiving antenna.
- Increase the separation between the equipment and receiver.
- Connect the equipment into an outlet on a circuit different from that to which the receiver is connected.
- Consult the dealer or an experienced radio/TV technician for help.

## **FCC WARNING:**

Any Changes or modifications not expressly approved by the party responsible for compliance could void the user's authority to operate the equipment.

# **IMPORTANT SAFETY INSTRUCTIONS**

Before using the unit, be sure to read all operating instruction carefully, please note that these are general precautions and may not pertain to your unit. For example, this unit may not have the capability to be connected to an outdoor antenna.

### **1. Read these instructions**

All the safety and operating instructions should be read before the appliance is operated.

### **2. Keep these instructions**

The safety and operating instructions should be kept for future reference.

### **3. Heed all warnings**

All warnings on the appliance and in the operating instructions should be adhered to.

### **4. Follow all instructions**

All operation and use instructions should be followed.

### **5. Do not use this apparatus near water**

The appliance should not be used near water; for example, near a bath tub, washbowl, kitchen sink, laundry tub, in a wet basement, or near a swimming pool.

**6. Clean only with dry cloth**

The appliance should be cleaned only as recommended by the manufacturer.

**7. Do not block any ventilation openings. Install in accordance with the manufacturer's instructions.**

Slots and openings in the cabinet and in the back or bottom are provided for ventilation, to ensure reliable operation of the product and to protect it from overheating. These openings must not be blocked or covered. The openings should never be blocked by placing the product on a bed, sofa, rug, or similar surface. This product should never be placed near or over a radiator or heat source. This product should not be placed in a built-in installation, such as a bookcase or rack unless proper ventilation is provided or the manufacturer's instructions have been adhered to.

**8. Do not install near any heat sources such as radiators, heat registers, stoves, or other apparatus (including amplifiers) that produce heat.**

**9. Do not defeat the safety purpose of the polarized or grounding-type plug. A polarized plug has two blades with one wider than the other. A grounding type plug has two blades and a third grounding prong. The wide or the third prong are provided for your safety. If the provided plug does not fit into your outlet, consult an electrician for replacement of the obsolete outlet.**

**10. Protect the power cord from being walked on or pinched particularly at plugs, convenience receptacles, and the point where they exit from the apparatus.**

**11. Only use attachments / accessories specified by the manufacturer.**

**12. Use only with a cart, stand, tripod, bracket, or table specified by the manufacturer, or sold with the apparatus.**

**When a cart is used, use caution when moving the cart/apparatus combination to avoid injury from tip-over.**



Portable Cart Warning

An appliance and cart combination should be moved with care. Quick stop, excessive fore and uneven surfaces may cause the appliance and cart combination to overturn.

**13. Unplug this apparatus during lightning storms or when unused for long periods of time.**

To protect your product from a lightning storm, or when it is left unattended and unused for long periods of time, unplug it from the wall outlet and disconnect the antenna or cable system. This will prevent damage to the product due to lightning and power-line surges.

**14. Refer all servicing to qualified service personnel. Servicing is required when the apparatus has been damaged in any way, such as power-supply cord or plug is damaged, liquid has been spilled or objects have fallen into the apparatus, the apparatus has been exposed to rain or moisture, does not operate normally, or has been dropped.**

**15. Power source**

This product should be operated only from the type of power source indicated

on the marking label. If you are not sure of the type of power supply to your home, consult your appliance dealer or local power company. For products intended to operate from battery power, or other source, refer to the operation instructions.

#### **16. Power lines**

An outside antenna system should not be located in the vicinity of overhead power lines or other electric light or power circuits, or where it can fall into such power lines or circuits. When installing an outside antenna system, extreme care should be taken to keep from touching such power lines or circuits as contact with them might be fatal.

#### **17. Overloading**

Do not overload wall outlets and extension cords as this can result in a risk of fire or electric shock.

#### **18. Object and liquid entry**

Never push objects of any kind into the product through openings as they may touch dangerous voltage points or short out parts that could result in fire or electric shock. Never spill or spray any type of liquid on the product.

#### **19. Service**

Do not attempt to service this product yourself as opening or removing covers may expose you to dangerous voltage or other hazards. Refer all servicing to qualified service personnel.

#### **20. Replacement parts**

When replacement parts are required, be sure the service technician uses replacement parts specified by the manufacturer or those that have the same characteristics as the original parts. Unauthorized substitutions may result in fire or electric shock or other hazards.

#### **21. Safety check**

Upon completion of any service or repairs to this product, ask the service technician to perform safety checks to determine that the product is in proper operating condition.

#### **22. Damage requiring service**

Unplug this product from the wall outlet and refer service to qualified service personnel under the following conditions.

- a) When the power- supply cord or plug is damaged.
- b) If liquid has been spilled or objects have fallen into the product.
- c) If the product has been exposed to rain or water.
- d) If the product does not operate normally by following the operating instructions. Adjust only those controls that are covered by the operating instructions, as an adjustment of other controls may result in damage and will require extensive work by a qualified technician to restore the product to its normal operation.
- e) If the product has been dropped or the cabinet has been damaged.
- f) When the product exhibits a distinct change in performance- this indicates a need for service.

## BE SURE TO READ AND KEEP THIS INSTRUCTIONS

### CARE AND OPERATION:

The lamp speaker is designed to operate in an average room temperature of 22-25°C, make sure the lamp speaker is at room temperature before starting. Always operate the unit on a firm, flat and stationary surface. Do not operate the lamp speaker on any warm or hot surfaces.



### CAUTION:

- The lamp speaker should never be operated for more than 24 hours at a time. If operated for more than 24 hours, the base can get deformed from heat.
- Do not add any fluid or solids to your lamp. The air space at the top of the lamp speaker has been provided to allow for expansion.
- Do not place the lamp speaker near sources of heat or cold such as heat and air conditioning vents. Always operate the lamp speaker only at room temperature. Operation or storage of lamp speaker in direct sunlight will cause colors to fade.
- The lamp speaker operates at a very high temperature and the vessel is made of glass. Operate out of the reach of the children and pets.

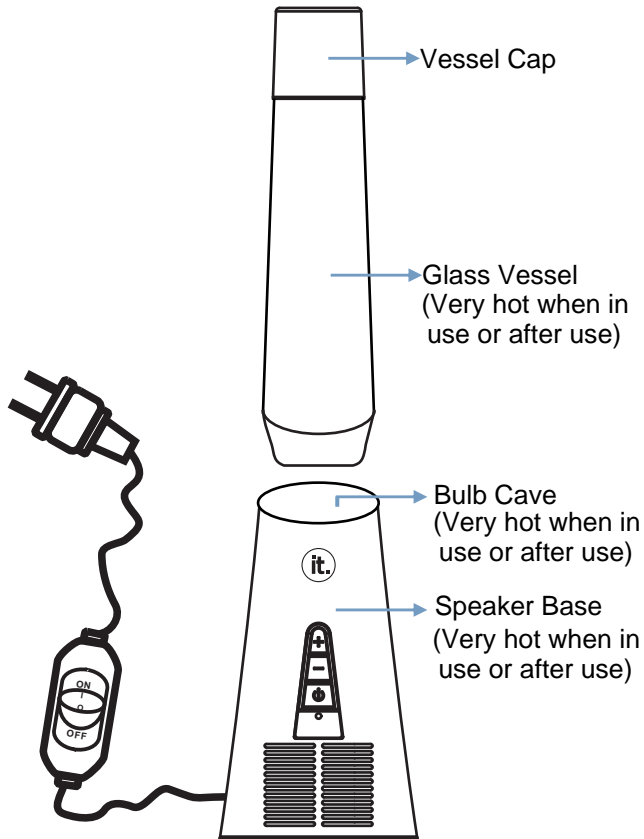


### CAUTION:

- Do not operate the lamp speaker with any other bulb except for the one provided by this manufacturer's customer service.
- Do not leave the lamp speaker unattended. Do not run the lamp speaker while sleeping, as this is novelty item and it is not intended to be used as night light.
- Do not replace with unauthorized bulb in this lamp speaker.
- The lamp and speaker base will be hot while in use and after the unit has been turned off/unplugged. Do not touch the lamp speaker or the bulb while it is on.
- Keep it out of the reach of the children and pets.
- While lamp speaker is in operation, be sure not to move or shake it in order to avoid permanently damaging the lamp speaker. The lamp speaker should never be heated by any other means, nor should it be cooled artificially. Do not use when the glass is cracked or damaged.
- The space on the top of the lamp speaker is provided for expansion. Do not break the seal of the cap to fill it with liquid or solid. Breaking the seal will void your warranty and ruin the product.
- If the external flexible cable or cord of the base is damaged, do not attempt to replace it yourself. It should be replaced by the manufacturer, service agent or a similar qualified person in order to avoid a hazard.

# DANGER!

- Do not replace with unauthorized bulb in this lamp speaker.
- The lamp and speaker base will be hot while in use and after the unit has been turned off/unplugged. Do not touch the lamp speaker or the bulb while it is on.
- Keep it out of the reach of the children and pets.
- Do not take the glass vessel out although it can be taken out from the speaker base!
- Do not put your fingers into the bulb cave, it is very hot, the temperature can reach up to above 100 °C.
- Do not stare at the bulb cave, it may hurt your eyes.
- Unplugged the speaker if you want to take out the glass vessel, and wait until the base, bulb cave and glass vessel get cold.



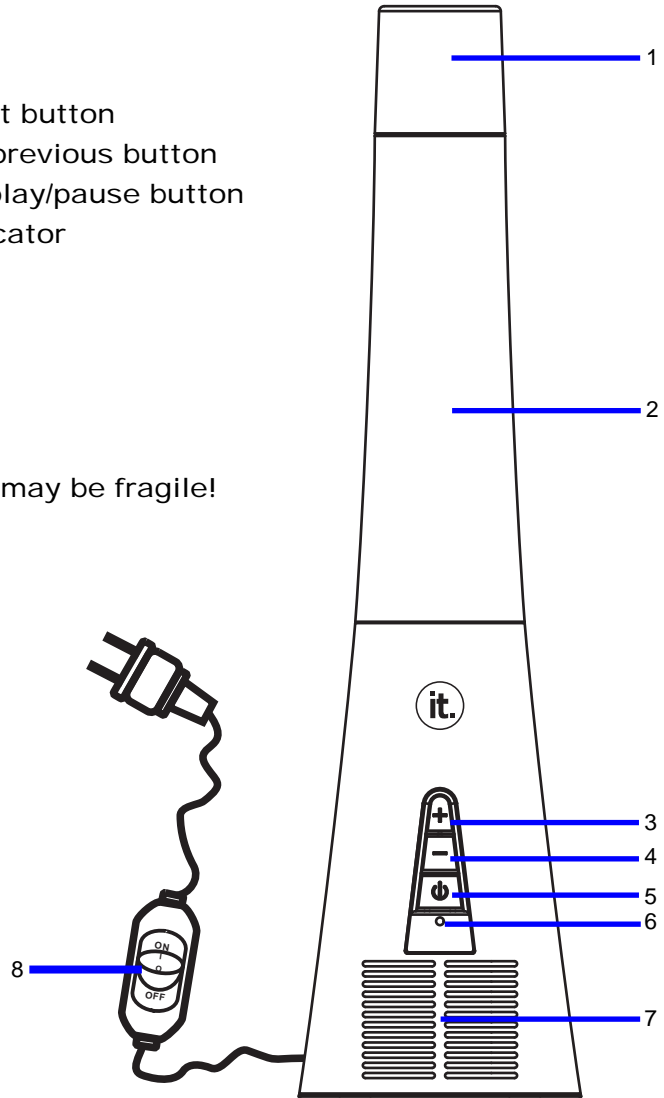
# PRODUCT OVERVIEW

1. Vessel cap
2. Glass vessel
3. Volume up/next button
4. Volume down/previous button
5. Power on/off, play/pause button
6. Bluetooth indicator
7. Speaker
8. Power switch

**NOTE:**


Be careful!

The glass vessel may be fragile!










## BLUETOOTH OPERATION

1. Plug the power plug into the wall outlet with power supply 120V~,60Hz.
2. Push the power switch on AC cord to "ON" position.
3. Press and hold the  button on the speaker for seconds to power on the unit. The Bluetooth indicator will illuminate and flash blue, now the speaker is in pairing mode.
4. Activate the Bluetooth on external Bluetooth device and try to search the speaker, the pairing name "ITSBL-509 " will appear on pairing list, select it and try connection.
5. The speaker will send a tone and the Bluetooth indicator will stay lit after successful connection.
6. The speaker will automatically pair and connect with the last paired device if both the device and the speaker are activated and in range.

During playing:

- Press the  button to pause, press it again to play again.
- Press the  button to skip to next track.
- Press the  button to skip to previous track.
- Press and hold the  button to increase volume.
- Press and hold the  button to decrease volume.

# TROUBLESHOOTING GUIDE

Check the following before requesting service:

SYMPTOM	POSSIBLE CAUSE	POSSIBLE SOLUTION
Can't power on	Power switch is on "OFF" position	Push the power switch to "ON" position.
No sound or sound weak	Volume level of the unit is low	Press and hold the <b>+</b> button to increase volume
	Volume level of the paired/ connected device is in low level	Rise the volume level of the paired/ connected device
Sound distortion	Volume level of the unit is high	Press and hold the <b>-</b> button to decrease volume
	Volume level of the paired/ connected device too high	Reduce the volume level of the paired/ connected device
BT not functioning	The external BT device had NOT paired to the unit	Pair the external BT device to the unit
	The external BT device too far from the unit	Place the external BT device close to the unit

## SPECIFICATIONS

Power source.....AC120V~;60Hz  
 Audio output.....1X4W  
 Bluetooth working range.....(tested in open area)33ft(10m)  
 Bulb life.....2000Hs  
 Bulb flux.....90 lm  
 Bulb power.....20W

SPECIFICATIONS ARE SUBJECT TO CHANGE WITHOUT NOTICE



**Bluetooth**<sup>®</sup>

is a trademark on a registered trademark of Bluetooth SIG Inc. All other trademarks and trade names are those of their respective owners.

# WARRANTY

## **Innovative Technology Electronics LLC. Limited Warranty: 90 Days Labor, One Year Parts**

Innovative Technology Electronics LLC. (IT) warrants the product to be free from "Defects" in materials under normal use for a period of "One Year" from the date of the original purchase. The Warranty is "Not" transferable. IT agrees, within the initial "90 Day" period, to repair or replace the product if it is determined to be defective at "No Charge". It is further agreed that IT will cover the cost to repair or replace damaged "Parts" only for a total period of "One Year" from the date of the original purchase. The warranty does not cover cosmetic damage, antennas, AC cords, cabinets, headbands, ear-pads, or damage due to line power surges, connection to improper voltage supply or settings, misuse, mishandling, accident, acts of God or attempted repair by an unauthorized service agent.

**To obtain service, the purchaser MUST present an original sales receipt / proof of purchase. Please contact us at [www.ithomeproducts.com](http://www.ithomeproducts.com) to request an RMA (Return Material Authorization) number to return products for service or replacement.** Returns without an RMA number on the package will be refused and returned to sender. Upon receipt of the returning item and our full inspection (IT) may issue a replacement to customer for the same item or of one that has equivalent value and features. To return an item, supply full name, return address, phone number, item purchased, receipt of purchase and reason for return to obtain RMA number.

All returns must be in the original packaging or reasonable substitute to prevent damage. Customer "Must" include full name, shipping address and telephone number inside of package. No return will be shipped back to a PO Box or APO address.

Please include your check or money order in the amount of:

- **USD\$5.00 for items \$10.00 to \$39.99 (Price Paid Per Unit)**
- **USD\$10.00 for items \$40.00 to \$99.99. (Price Paid Per Unit)**
- **USD\$16.00, for items \$100.00 and up. (Price Paid Per Unit)**
- **Shipping fees are non-refundable**

to be payable to Innovative Technology Electronics LLC. (for handling and return shipping charges) (IT) will not be responsible for delays or unprocessed claims resulting from a purchaser's failure to provide any / all of the necessary information. Send all inquiries or RMA request via our website [www.ithomeproducts.com/support](http://www.ithomeproducts.com/support).

Innovative Technology Electronics LLC.  
1 Channel Drive, Port Washington, NY 11050  
Toll free: 1-877-483-2497  
**Website for support: [www.ithomeproducts.com/support](http://www.ithomeproducts.com/support)**

There are no express warranties except as listed above.  
REPAIR OR REPLACEMENT AS PROVIDED UNDER THIS WARRANTY IS THE EXCLUSIVE REMEDY OF THE CUSTOMER, (IT) SHALL NOT BE LIABLE FOR ANY INCIDENTAL OR CONSEQUENTIAL DAMAGES FOR BREACH OF ANY EXPRESS OR IMPLIED WARRANTY ON THIS PRODUCT EXCEPT TO THE EXTENT PROHIBITED BY APPLICABLE LAW. ANY IMPLIED WARRANTY OF MERCHANTABILITY OR FITNESS FOR A PARTICULAR PURPOSE ON THIS PRODUCT IS LIMITED IN DURATION TO THE DURATION OF THIS WARRANTY. Some states do not allow the exclusion or limitation of incidental or consequential damages, or limitations on how long an implied warranty lasts, so the above exclusions or limitations may not apply to you. This warranty gives you specific legal rights and you may also have other rights, which vary from state to state.