

SIZE: 115x165mm

MAGNAVOX

PORTABLE SPEAKER with Bluetooth® Wireless Technology

OWNER'S MANUAL

PLEASE READ BEFORE OPERATING THIS EQUIPMENT.

MODEL:MMA3640

IMPORTANT SAFETY INSTRUCTIONS



CAUTION: TO REDUCE THE ELECTRIC SHOCK, DO NOT REMOVE THE COVER (OR BACK). NO USER SERVICEABLE PART INSIDE, REFER SERVICING TO QUALIFIED SERVICE PERSONNEL.

DANGEROUS VOLTAGE: The lightning flash with arrowhead symbol within an equilateral triangle is intended to alert the user to the presence of uninsulated "dangerous voltage" within the product's enclosure that may be of sufficient magnitude to constitute a risk of electric shock to persons.

ATTENTION: The exclamation point within an equilateral triangle is intended to alert the user to the presence of important operating and maintenance (servicing) instructions in the literature accompanying the appliance.

FCC NOTICE:

This equipment has been tested and found to comply with the limits for a Class B digital device, pursuant to Part 15 of the FCC Rules. These limits are designed to provide reasonable protection against harmful interference in a residential installation. This equipment generates, uses and can radiate radio frequency energy and, if not installed and used in accordance with the instructions, may cause harmful interference to radio communications. However, there is no guarantee that interference will not occur in a particular installation. If this equipment does cause harmful interference to radio or television reception, which can be determined by turning the equipment off and on, the user is encouraged to try to correct the interference by one or more of the following measures:

- Reorient or relocate the receiving antenna.
• Increase the separation between the equipment and receiver.
• Connect the equipment into an outlet on a circuit different from that to which the receiver is connected.
• Consult the dealer or an experienced radio/TV technician for help.

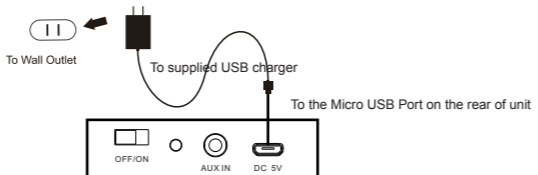
FCC STATEMENT:

This device complies with part 15 of the FCC Rules. Operation is subject to the following two conditions:

- (1) This device may not cause harmful interference, and
(2) This device must accept any interference received, including interference that may cause undesired operation.

POWER SOURCE:

The unit has a built in Li-Ion rechargeable battery, recharge it before use or when it is drained as follows:
1. Connect the Micro USB Plug from the supplied USB Connection Cable to the Micro USB Port on the rear of unit.
2. Connect the full sized USB Plug from the supplied USB Connection Cable to the USB Port on the supplied USB Charger (During charging, the indicator on the rear of unit will turn Purple if the unit is switched on. When finished, it will turn Blue again). (If the power of the battery is low, the unit will send an indicating sound "low battery". Then recharge the unit immediately.)

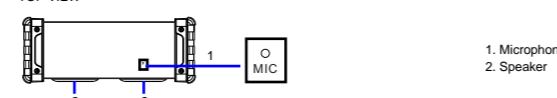


NOTES:

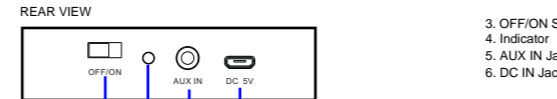
- Your battery will last longer if you're following these simple guidelines for charging and storing.
A. Before first time use, charge it approximately 4 hours until the unit is fully charged.
B. Recharge and store the unit within the temperature range of 5°C-35°C (40°F-95°F).
C. Do not charge longer than 24 hours. Excessive charging or running the unit until battery fully drains will damage battery. Battery life will be extended if you keep the battery fully charged.
D. Battery life naturally shortens slowly over time.
E. The rechargeable battery incorporated in this product is not user replaceable.

LOCATION OF CONTROLS:

TOP VIEW



REAR VIEW



OPERATION:

BT (Bluetooth):

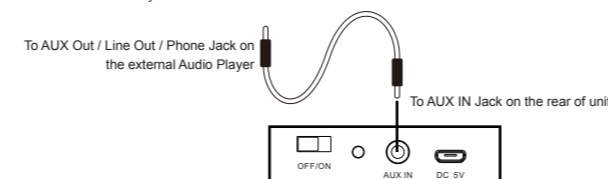
- 1. Switch on the speaker, the indicator will turn Blue and blink, and it will send a voice "bluetooth mode".
2. After a few seconds, the unit will send a sound "pairing", and the indicator will blink fast. Activate the bluetooth menu on the device you wish to connect to the speaker. Try to search the speaker, the pairing name "MMA3640" will appear on your bluetooth device list, select it and make connection.
3. After successful connection, the unit will send a voice "paired" and the indicator stays lit.
4. Play a track on your paired audio player or phone as normal.

NOTE: • After first time pairing, the unit will be automatically paired with the device connected before when the bluetooth of the device and speaker are activated.

- When the AUX IN Cable inserted, the bluetooth function will be cut off.
• During bluetooth mode, if the connected phone receives an incoming call, you can answer through the microphone on top of the unit.

AUX IN:

- To listen from an external Audio Player such as a MP3 Player, Discman ...etc.
1. Connect one end of the Audio Connection Cable (not supplied) to the AUX Out/Line Out/Phone Jack on the external Audio Player.
2. In power on mode, connect the other end of the cable to the AUX IN Jack on the rear of unit as the figure below. The unit will turn to AUX IN mode automatically. The unit will send a sound "AUX mode".



- 3. Play the music on the connected Player as usual. (Make sure the volume level of the connected Audio Player is turned to high level.)
4. When no longer in use, switch off the unit.

NOTE: If the Audio Connection Cable was plugged into the AUX IN Jack, the Bluetooth function will auto cut. Unplug the Cable from the AUX IN Jack before use Bluetooth function.

TROUBLESHOOTING:

Table with 2 columns: Symptom and Solution. Rows include: Can't power on (Recharge battery), No sound or sound weak (Raise volume level), Sound distortion (Reduce volume level), BT not functioning (Place external BT device close, Pair external BT device).

GENERAL SPECIFICATION:

Table with 2 columns: Specification and Value. Rows include: Power Source (Built in DC 3.7V, 2000 mAh), BT Version (4.1), BT Effective range (Up to 32 feet), Audio Power (3 Watts per channel), Impedance of speaker (3 Watts - 3 ohm x 2).

ACCESSORIES:

- 1 x User's Manual
1 x USB Connection Cable (For charge only)

SPECIFICATIONS AND ACCESSORIES ARE SUBJECT TO CHANGE WITHOUT NOTICE.

FCC warning

Any Changes or modifications not expressly approved by the party responsible for compliance could void the user's authority to operate the equipment.

The device has been evaluated to meet general RF exposure requirement. The device can be used in portable exposure condition without restriction.

LIMITED WARRANTY

Magnavox warrants this product to be free from manufacturing defects in material and workmanship under normal use for a period of 180 days from date of purchase. If service is required, please return the product to the store where it was purchased for exchange, or, pack the unit in the original packing material with all accessories if applicable, a copy of your sales receipt and a Cashier's check or Money Order for \$7 (to cover shipping and handling costs) payable to Craig Electronics Inc. For consumers in Canada, please make sure that the cashier check or money order is redeemable through a U.S. bank. Ship your product freight pre-paid. Your unit will be repaired, replaced or if the unit can not be repaired or replaced, a refund will be forwarded to you within four weeks of receipt of your unit. Please ship your unit to:

Craig Electronics Inc.
1160 NW 163 Drive
Miami, FL 33169

This warranty is void if the product has been: a) Used in a commercial application or rental. b) Damaged through misuse, negligence, or abuse. c) Modified or repaired by anyone other than an authorized Craig service center. d) Damaged because it is improperly connected to any other equipment.
Note: This warranty does not cover: a) Ordinary adjustments as outlined in the Owner's Manual which can be performed by the customer. b) Damage to equipment not properly connected to the product. c) Any cost incurred in shipping the product for repair. d) Damage to the product not used in the USA.

This warranty is not transferable and only applies to the original purchase. Any implied warranties, including the warranty of merchantability, are limited in duration to the period of this expressed warranty and no warranty whether expressed or implied shall apply to the product thereafter.

Under no circumstance shall Craig be liable for any loss or consequential damage arising out of the use of this product. This warranty gives specific legal rights. However, you may have other rights which may vary from state to state. Some states do not allow limitations on implied warranties or exclusion of consequential damage. Therefore, these restrictions may not apply to you.

This product has been manufactured by and is sold under the responsibility of Craig Electronics Inc, and Craig Electronics Inc is the warrantor in relation to this product. MAGNAVOX and SMART. VERY SMART are registered trademarks of Koninklijke Philips N.V. and are used under license from Koninklijke Philips N.V.

To Obtain Service on your Product
email:service@craigelectronics.com

Printed in China

MMA3640_WC_EOCL1_B0WU