



RHYTHM®

BY

KamaSutra.

## NATYA

USER MANUAL & WARRANTY INFORMATION

MANUAL DE USUARIO E INFORMACIÓN SOBRE LA GARANTÍA

MANUEL D'UTILISATION & INFORMATION SUR LA GARANTIE

BEDIENUNGSANLEITUNG UND GARANTIEHINWEISE

GEBRUIKERSHANDLEIDING & GARANTIE-INFORMATIE

用户手册&保修信息

RHYTHM

BY



EXPLORE THE RHYTHM COLLECTION



NATYA



DANDIYA



BHANGRA



LAVANI



CHARI

[WWW.RHYTHM-TOYS.COM](http://WWW.RHYTHM-TOYS.COM)

# RHYTHM<sup>®</sup>

BY



Welcome to the wonderful world of **RHYTHM** by Kama Sutra.

As the leader in romance and intimacy products since 1969, The Kama Sutra Company is renowned for quality, elegantly packaged body products that have helped millions of lovers achieve more passion, intimacy and fun in their relationships. Applying our experiences and dedication to excellence, we developed a new collection of personal massagers to compliment the Kama Sutra romance products and enhance a more intimate and passionate lifestyle. The Kama Sutra Company is very pleased to offer the finest pleasure instruments for exciting new ways to explore and enjoy yourself and your partner. Made from the highest quality medical grade silicone and equipped with powerful, whisper-quiet motors, all **RHYTHM** pleasure instruments are crafted to meet the highest standards of Kama Sutra and its discerning clientele.

CHOOSE YOUR INSTRUMENT, FIND YOUR RHYTHM

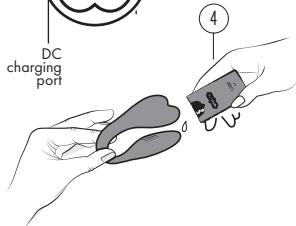
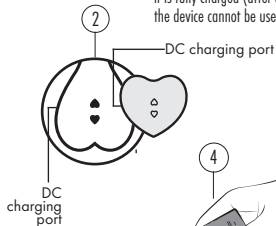
ENGLISH

01



## GETTING STARTED

1. To ensure total enjoyment from your new **RHYTHM** product, please read the instructions below. More detailed information as well as product registration is available online at **RHYTHM-TOYS.COM**. Please remember to register your product right away.
2. Before first use, you must charge the massager for approximately 2 hours. **RHYTHM** massagers include a charging cable. Only use the original charger provided by **RHYTHM**. Insert the plug into the DC charging port as shown in image two (2). The cable can then be plugged into any USB port or USB/AC power adapter (not included). The LED on your massager will pulse to indicate that it is charging. When it is fully charged (after approximately 2 hours) the LED will become steady. Please note, while charging the device cannot be used.



### 3. **Cleaning your massager**

Your **RHYTHM** product's lifespan will be greatly increased with proper maintenance and care.

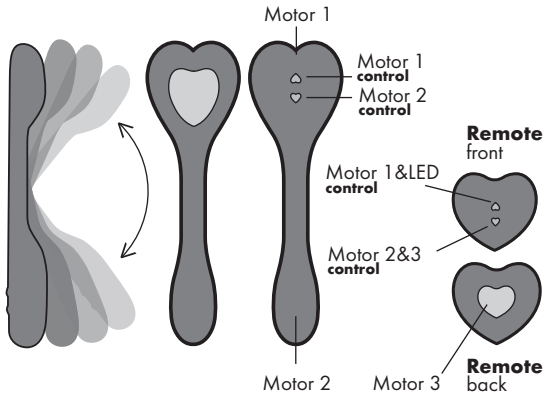
Always clean your **RHYTHM** massager thoroughly before and after each use. The best way of doing this is to use a purpose-made cleaning solution such as **RHYTHM's toy cleaner**. You can also wash your silicone massager with warm water and antibacterial soap, making sure to rinse with clean hot water and pat dry with a lint-free cloth or towel. Never use cleansers containing alcohol, petrol or acetone as they can damage the silicone.

### 4. For maximum comfort we recommend you always use **KAMA SUTRA LOVE LIQUID premium water-based lubricant**.

Avoid using silicone-based lubricants as this could make the silicone permanently tacky. If you wish to use a silicone-based lubricant, perform a patch test first. Never use massage oil or hand creams as a personal lubricant.

# NATYA

INTENSIFY YOUR PLEASURE ALONE OR WITH YOUR PARTNER



ENGLISH

GETTING STARTED

03

# NATYA

THE ULTIMATE MULTI-PURPOSE TOY WITH VIBRATING REMOTE · RHYTHM IN SYNC











## TURN ME ON

To turn on the **NATYA** hold the unit in your hand with the heart shape up as shown on page 3. To start the desired motor, press the corresponding heart button one time. This puts your unit in standby mode. To continue use without the remote, hit the button a second time and the motor will turn on. Continue to press each button until your desired rhythm is reached. To use with your remote, put your units desired motor(s) into standby mode. Holding your remote, hit the corresponding motor button one time on your remote. Noting that the top heart button controls Motor 1 and the bottom button controls Motor 2. To sync the pattern to your remote, press the bottom button on your remote two times quickly. To turn on your remotes light feature, press the top button two times. Now you can control the motors of your couples unit from your remote. To change rhythms, press the heart button on your remote once for each pattern, stopping when you've found your perfect rhythm. To turn off your remote, press and hold the controlling motor button for two seconds. To use your remote alone, follow the directions above without turning your couples unit on.

**NATYA** can be adjusted to your perfect shape. DO NOT force the unit backwards. Note: the correct U shape has the controls facing out. Forcing Natya's bendable feature repeatedly will cause the arm to break, loosing the ability to hold its shape. (1)  
DOING SO WILL VOID THE WARRANTY OF THIS FEATURE.

## VIBRATIONS WITH MOOD ENHANCING LED

	BLUE	50%
	RED	70%
	GREEN	100%
	PINK	Pulse
	YELLOW	Pulse twice followed by a long vibration for one time
	TURQUOISE	Enhanced vibrations
	VIOLET	Five pulses followed by a long vibration
	STANDBY	

## 2 YEAR LIMITED WARRANTY TERMS & CONDITIONS

**RHYTHM** provides a two year warranty from the date of original purchase, against defects due to faulty workmanship or materials. If you discover a defect and notify **RHYTHM** during the warranty period, **RHYTHM** will, at its discretion, replace the massager free of charge. The warranty covers working parts that affect the function of the massager. It does NOT cover cosmetic deterioration caused by fair wear and tear or damage caused by accident, misuse or neglect. Any attempt to open or take apart the massager will void the warranty. **NATYA** can be adjusted to your perfect shape. DO NOT force the unit backwards. Note: the correct U shape has the controls facing out. Forcing Natya's bendable feature repeatedly will cause the arm to break, losing the ability to hold its shape. **DOING SO WILL VOID THE WARRANTY OF THIS FEATURE.** Claims under warranty must be supported by reasonable evidence that the date of the claim is within the warranty period. To validate your warranty, please keep your original purchase receipt together with these warranty conditions for the duration of the warranty period. To claim your warranty, fill in your details under **CUSTOMER CARE AT RHYTHM-TOYS.COM**. You will be sent a Return Merchandise Authorization (RMA) number which should be returned with the RHYTHM product carriage paid. Shipping costs are non-refundable. This undertaking is in addition to consumer's statutory rights and does not affect those rights in any way. **10-YEAR QUALITY GUARANTEE** As a continuation of the terms of **RHYTHM's** full two (2) year warranty, **RHYTHM's** ten (10) year quality guarantee makes owners eligible to purchase a new massager from **RHYTHM-TOYS.COM** for 50% off the listed retail price. This offer cannot be combined with any other offers or coupons. See the Customer Service section of **RHYTHM-TOYS.COM** for Terms & Conditions.

## REGISTER YOUR RHYTHM TOY

To register your warranty, find your serial number on the **RHYTHM** Authenticity card provided. The detachable warranty card is located on the product sleeve and should be kept along with proof of purchase. Then visit **RHYTHM-TOYS.COM** and click on **REGISTER** in the top right side of the page. This allows you to confirm the authenticity of your purchase and protect your investment.

## TROUBLESHOOTING

Your massager's light does not pulse when charger is connected?

1. The battery is fully charged.
2. The battery is drained and will require several minutes to acknowledge that it is being charged.
3. Charger is not properly connected. Check wall and DC sockets.

If you experience any other problems with your **RHYTHM** massager or if you have any questions regarding operation, please contact: **CUSTOMERSERVICE@RHYTHM-TOYS.COM**



## SPECIFICATIONS

**MATERIALS:** FDA-approved body-safe silicone/ABS

**BATTERY:** Toy 602020\_160mAh • Remote PL502030\_250mAh

**CHARGING:** 80 min.

**STANDBY:** Up to 90 days

**CARRIER  
FREQUENCY:** Toy 6.7458Mhz • Remote 433.92Mhz



### THANK YOU FOR CHOOSING RHYTHM BY KAMA SUTRA

On our **RHYTHM-TOYS.COM** Customer Care section you will find more information about using our products. You can also visit the **RHYTHM BY KAMA SUTRA BLOG** and follow us on Facebook for the latest tips and tricks on enjoying your purchase.

### REMEMBER TO REGISTER WARRANTY

To register your warranty, find your warranty number on the **RHYTHM-TOYS.COM** Authenticity card provided. Then visit **RHYTHM-TOYS.COM** and click on **REGISTER** in the top right side of the page. This allows you to confirm the authenticity of your purchase and protect your investment.

ENGLISH

WARRANTY & SPECS

07

## DISPOSAL INFORMATION

Disposal of old electronic equipment (applicable in the EU and other European countries with separate waste collection systems): The crossed-out dustbin symbol indicates that this product should not be treated as household waste, but rather be brought to the appropriate collection point for recycling of electrical and electronic equipment. This device complies with Part 15 of the FCC Rules. Operation is subject to the following two conditions: (1) this device may not cause harmful interference, and (2) this device must accept any interference received, including interference that may cause undesired operation. Changes or modifications not expressly approved by the party responsible for compliance could void the user's authority to operate the equipment. Under Industry Canada regulations, this radio transmitter may only operate using an antenna of a type and maximum (or lesser) gain approved for the transmitter by Industry Canada. To reduce potential radio interference to other users, the antenna type and its gain should be so chosen that the equivalent isotropically radiated power (e.i.r.p.) is not more than that necessary for



This equipment has been tested and found to comply with the limits for a Class B digital device, pursuant to part 15 of the FCC Rules. These limits are designed to provide reasonable protection against harmful interference in a residential installation. This equipment generates uses and can radiate radio frequency energy and, if not installed and used in accordance with the instructions, may cause harmful interference to radio communications. However, there is no guarantee that interference will not occur in a particular installation. If this equipment does cause harmful interference to radio or television reception, which can be determined by turning the equipment off and on, the user is encouraged to try to correct the interference by one or more of the following

### MEASURES:

- Reorient or relocate the receiving antenna.
- Increase the separation between the equipment and receiver.
- Connect the equipment into an outlet on a circuit different from that to which the receiver is connected.
- Consult the dealer or an experienced radio/TV technician for help.

**DISCLAIMER:** Users of this **RHYTHM BY KAMA SUTRA** Product do so at their own risk. Neither **RHYTHM BY KAMA SUTRA** nor its retailers assume any responsibility or liability for the use of this product. Further, **RHYTHM BY KAMA SUTRA** reserves the right to revise this publication and to make changes from time to time in the contents hereof without obligation to notify any person of such revision or changes. Model may be changed for improvements without notice.

**WARNING:** Sold as an adult novelty only; not for medical use. This appliance is not intended for use by children. To avoid electric shock, do not use charger near water. Do not use on swollen or inflamed areas of skin. Discontinue use if discomfort occurs.

© 2016 **RHYTHM BY KAMA SUTRA**. ALL RIGHTS RESERVED.

DESIGNED AND DEVELOPED BY **RHYTHM BY KAMA SUTRA**, USA. - MANUFACTURED IN CHINA -

WEBSITE **RHYTHM-TOYS.COM** - SUPPORT **Customerservice@RHYTHM-TOYS.COM**