



User Manual

QUO Morph



QUOmobility.com

1. Description of functions:

- 1.1 **Type:** Mini portable battery-powered Bluetooth speaker.
- 1.2 **Audio input methods:** Bluetooth (V 3.0) and 3.5mm audio input socket.
- 1.3 **Power supply mode:** Built-in 3.7V 1000mAh Li-polymer battery charged by using micro USB cable.
- 1.4 **Speaker driver unit:** 4 Ω , 3 Watt, 1.5 inch circumference, 2 speaker drivers.
- 1.5 **Audio source:** Any device with a compatible 3.5mm audio out put socket or Bluetooth, incl. notebooks, Tablets, iPad, iPhone, iPod, Smartphones, and many other devices (see Diagram 2. below for input port location).

2. Button function (see Diagram 1 below)

The speaker offers volume, song change, and play/pause control.

- 2.1 **ON/OFF & Play/Pause:**
 - A. Long press and hold the button to start until blue LED lights up and the speaker says "power on" or turn off until the speaker says "power off".
 - B. When playing music, quickly press the button to pause or play music.
 - C. Under Bluetooth mode, when a phone call is coming, it will sound a ringtone , press the button for hands-free answering, press it again to hang up
- 2.2 **VOL-/FWD:** To decrease volume press the button and hold, to repeat last song press it quickly.
- 2.3 **VOL+/NEXT:** To increase volume press the button and hold, to go to next song press it quickly.

3. Bluetooth Pairing

To pair a new device, long press and hold the ON/OFF button till the speaker says "power on". Then, open your Bluetooth device and search the speaker, find its correct name to pair, it will say "pairing completed" once done.

If the speaker had paired with your device before, long press and hold the ON/OFF button till the speaker says "power on" to start, then it will automatically search and pair with the device.

If there is no device to pair after 8 minutes, the speaker will automatically turn off.

4. Bluetooth disconnection

When the speaker is playing via Bluetooth, plugging in the audio cable will cause Bluetooth function to be disconnected.

5. Microphone Hole

For hands-free phone call answering and Skype chatting.

6. Micro USB Charging Port

For charging the built-in Li-polymer battery.

7. Removable Kickstand

It has a removable metal stand for supporting your device like iPad and Smartphone and keeping it at a perfect viewing angle.

8. LED indicator (see Diagram 2 below)

- 8.1 Red LED indicates the speaker is in charging mode. When charging, the red LED light will remain on. When the battery is fully charged the red light will automatically turn off.
- 8.2 Blue LED indicates the speaker is in Bluetooth or microphone mode.
- 8.3 Green LED indicates that the speaker is connected with an audio cable. When the speaker is playing via audio cable, please note it can't change the song by "-" and "+" buttons.

9. Rubber Clamp

For sliding onto the edge of your notebook, holding your device like iPad and Smartphone.

NOTE: Audio source of mobile phone may be mono or dual track. When Bluetooth is paired with your phone, if it's dual track, the buttons of speaker may not be controlled.

DIAGRAM 1

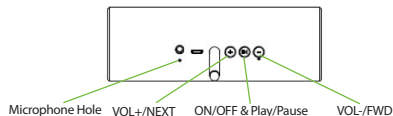


DIAGRAM 2

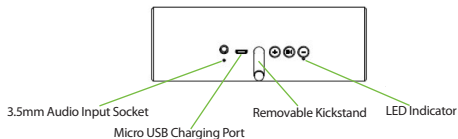
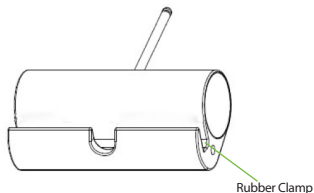


DIAGRAM 3



Technical Specifications

MODEL	QUO MORPH
FEATURES	Bluetooth speaker
	Call Handsfree
	Phone, Tablet or Computer stand
	Volume/Song track control
COMPATIBILITY	Bluetooth 3.0
TRANSMISSION DISTANCE	10 Meters
FREQUENCY RANGE	180Hz-20KHz
SPEAKER UNIT	Diameter 40mm, inner magnetic 4Ω,3W*2
AUDIO INPUT CONECTOR	3.5mm
AUX CABLE	support aux external audio input.
CHARGING INTERFACE	Micro USB
BATTERY	Built-in lithium battery, 3.7V/1000mAh
CHARGING VOLTAGE	5V/1A
CHARGING TIME	3-4 hours
WORKING TIME	6 hours
MATERIAL	ABS + Rubber
SENSITIVITY	≥90dB
DISTORTION	≤ 1%
WEIGHT	348g
SIZE	135*72*49 mm
CONTENT & ACCESSORIES	User manual, 1x USB charging cable, 1x 3.5mm AUX cable

WARRANTY	1 Year
SKU COLOR	Red color QSPR-410BT-RD
	Blue color QSPR-410BT-BL
	Black color QSPR-410BT-BK

FCC Warning Statement

This equipment has been tested and found to comply with the limits for a Class B digital device, pursuant to part 15 of FCC Rules. These limits are designed to provide reasonable protection against harmful interference in a residential installation. This equipment generates and can radiate radio frequency energy and, if not installed and used in accordance with the instructions, may cause harmful interference to radio communications. However, there is no guarantee that interference will not occur in a particular installation. If this equipment does cause harmful interference to radio or television reception, which can be determined by turning the equipment off and on, the user is encouraged to try to correct the interference by one or more of the following measures:

- Reorient or relocate the receiving antenna.
- Increase the separation between the equipment and receiver.
- Connect the equipment into an outlet on a circuit different from that to which the receiver is connected.
- Consult the dealer or an experienced radio/TV technician for help.

This device complies with Part 15 of FCC Rules. Operation is subject to the following two conditions: (1) This device may not cause harmful interference, and (2) This device must accept any interference received, including interference that may cause undesired operation.

Note: The manufacturer is not responsible for any radio or TV interference caused by unauthorized modifications to this equipment, such modifications could void the user's authority to operate this equipment.

Any Changes or modifications not expressly approved by the party responsible for compliance could void the user's authority to operate the equipment.

*** RF warning for portable device:** The device has been evaluated to meet general of exposure requirement. the device can be used in portable exposure condition without restriction.

SERIAL #



For support information please refer to QUOmobility.com website.

Copyright © 2015 QUO. ALL RIGHTS RESERVED. The info displayed on this user manual is referential only and may slightly differ from the actual product info.

QUO is a registered trademark.