


*210.00 mm

*297.00 mm



Model No.: NABIXD-NV10A
Price: \$249.99
Contact: 323-250-nabi (6224)



Instructions:

Charging the nabi

Connect the power adapter to the nabi 2 using the black charging cable. Then plug the power adapter into an electrical outlet.




Power On

Press and hold the **Power Button** down until the nabi powers on (could take up to 8 seconds).


Unlock the Screen

To unlock the screen, swipe your finger across the screen in any direction.


Connecting to Wi-Fi (ONLY if Wi-Fi is available)

To connect to Wi-Fi, tap the **Menu Key**  in the black status bar > **Settings**  > **Wi-Fi**  .
In the Wi-Fi bar, slide the switch to **On**. Tap the name of the network you want to connect to and enter a security password if required. If you have a closed network, scroll to the bottom of the list and tap **Others** to add your Wi-Fi network.

Launch Demo

To launch the demo, find and launch the app called "nabi™ Tour"  on the 5th nabi™ Mode screen. The demo launches automatically if left idle for 1 minute or longer in nabi™ Mode.

Password

Switching to **Mommy/Daddy Mode** requires this parental password: **123456**. To switch back to nabi™ Mode, tap the **nabi™ Mode Icon**  .

Troubleshooting & Support

For questions and troubleshooting needs, please call **323-250-nabi (6224)** or e-mail lisalee@fuhu.com.



Important Product Information Guide

This Important Product Information Guide contains safety, handling, regulatory, and software license information, as well as the one-year limited warranty for nabi.

Important Safety and Handling Information

WARNING: Failure to follow these safety instructions could result in fire, electric shock, or other injury or damage to nabi or other property.

Carrying and Handling nabi. nabi contains sensitive components. Do not drop, disassemble, open, crush, bend, deform, puncture, shred, microwave, incinerate, paint, or insert foreign objects into nabi.

Avoiding Water and Wet Locations. Do not use nabi in rain or other wet locations. Take care not to spill any food or liquid on nabi. In case nabi gets wet, unplug all cables, turn off nabi (press and hold the Power button, and then select OK in the Power Off window) before cleaning, and allow it to dry thoroughly before turning it on again. Do not attempt to dry nabi with an external heat source, such as a microwave oven or hair dryer. A nabi that has been damaged as a result of exposure to liquids is not serviceable and not covered under warranty.

Repairing or Modifying nabi. Never attempt to repair or modify nabi yourself. Disassembling nabi may cause damage that is not covered under the warranty. nabi does not contain any user-serviceable parts. Service should only be provided by a Fuhu Authorized Service Provider. If nabi has been in contact with liquids, punctured, or subjected to a severe fall, do not use it until you take it to a Fuhu Authorized Service Provider. For service information, please visit: www.nabitablet.com/support.

Battery Replacement. The rechargeable battery in nabi should be replaced only by Fuhu. For more information about battery replacement service, please visit: www.nabitablet.com/support.

Charging nabi. To charge nabi, only use the nabi Power Adapter. The nabi Power Adapter may become warm during normal use. Always allow adequate ventilation around the nabi Power Adapter. Do not connect or disconnect the nabi Power Adapter with wet hands. Unplug the nabi Power Adapter if any of the following conditions exist:

- The power cord or plug has become frayed or damaged.
- The adapter is exposed to rain, liquid, or excessive moisture.
- The adapter case has become damaged.
- You suspect the adapter needs service or repair.
- You want to clean the adapter.

Read all safety instructions for any products and accessories before using with nabi. Fuhu is not responsible for the operation of third-party accessories or their compliance with safety and regulatory standards.

Avoiding Hearing Damage. Permanent hearing loss may occur if headphones are used at high volume. Set the volume to a safe level. You can adapt over time to a higher volume of sound that may sound normal but can be damaging to your hearing. If you experience ringing in your ears or muffled speech, stop listening and have your hearing checked. The louder the volume, the less time is required before your hearing could be affected. Hearing experts suggest that to protect your hearing:

- Limit the amount of time you use earbuds, headphones, speakers, or earpieces at high volume.
- Avoid turning up the volume to block out noisy surroundings.
- Turn the volume down if you can't hear people speaking near you.

Driving and Riding Safely. Use of nabi alone or with headphones (even if used only in one ear) while driving a vehicle or riding a bicycle is not recommended and is illegal in some areas. Check and obey the laws and regulations on the use of mobile devices like nabi in the areas where you drive or ride. Be careful and attentive while driving or riding a bicycle. If you decide to use nabi while driving, keep in mind the following guidelines:

- **Give full attention to driving or riding and to the road.** Using a mobile device while driving or riding may be distracting. If you find it disruptive or distracting while operating any type of vehicle, riding a bicycle, or performing any activity that requires your full attention, safely pull off the road and park if driving conditions allow.
- **Do not email, take notes, or perform any other activities that require your attention while driving.** Composing or reading emails or jotting down a to-do list takes attention away from your primary responsibility, driving safely.

Seizures, Blackouts, and Eyestrain. A small percentage of people may be susceptible to blackouts or seizures (even if they have never had one before) when exposed to flashing lights or light patterns such as when playing games or watching video. If you have experienced seizures or blackouts or have a family history of such occurrences, you should consult a physician before playing games or watching videos on your nabi. Discontinue use of nabi and consult a physician if you experience headaches, blackouts, seizures, convulsion, eye or muscle twitching, loss of awareness, involuntary movement, or disorientation. To reduce risk of headaches, blackouts, seizures, and eyestrain, avoid prolonged use, hold nabi some distance from your eyes, use nabi in a well-lit room, and take frequent breaks.

Glass Parts. The outside cover of the nabi screen is made of glass. This glass could break if nabi is dropped on a hard surface or receives a substantial impact. If the glass chips or cracks, do not touch or attempt to remove the broken glass and stop using nabi. Glass cracked due to misuse or abuse is not covered under the warranty.

Choking Hazards. nabi contains small parts, which may present a choking hazard to small children. Keep nabi and its accessories away from small children.

Repetitive Motion. When you perform repetitive activities such as typing or playing games on nabi, you may experience occasional discomfort in your hands, arms, shoulders, neck, or other parts of your body. Take frequent breaks and if you have discomfort during or after such use, stop use and see a physician.

Potentially Explosive Atmospheres. Turn off nabi (press and hold the Power button, and then select OK in the Power Off window) when in any area with a potentially explosive atmosphere. Do not charge nabi and obey all signs and instructions. Sparks in such areas could cause an explosion or fire, resulting in serious injury or even death. Areas with a potentially explosive atmosphere are often, but not always, marked clearly. Potential areas may include: fueling areas (such as gas stations); below deck on boats; fuel or chemical transfer or storage facilities; vehicles using liquefied petroleum gas (such as propane or butane); areas where the air contains chemicals or particles (such as grain, dust, or metal powders); and any other area where you would normally be advised to turn off your vehicle engine.

Using Connectors and Ports. Never force a connector into a port. Check for obstructions on the port. If the connector and port don't join with reasonable ease, they probably don't match. Make sure that the connector matches the port and that you have positioned the connector correctly in relation to the port.

Keeping nabi Within Acceptable Temperatures. Avoid dramatic changes in temperature or humidity when using nabi, as condensation may form on or within nabi. Don't leave nabi in your car, because temperatures in parked cars can exceed acceptable temperatures. When you're using nabi or charging the battery, it is normal for nabi to get warm. The exterior of nabi functions as a cooling surface that transfers heat from inside the unit to the cooler air outside.

Keeping the Outside of nabi Clean. Handle your nabi with care to maintain its appearance. To clean nabi, unplug all cables and turn off nabi (press and hold the Power button, and then select OK in the Power Off window). Then use a soft, slightly damp, lint-free cloth. Avoid getting moisture in openings. Don't use window cleaners, household cleaners, aerosol sprays, solvents, alcohol, ammonia, or abrasives to clean nabi. To clean the screen, simply wipe nabi's screen with a soft, lint-free cloth to remove oil left by your hands.

Exposure to Radio Frequency Energy. nabi contains radio transmitters and receivers. When on, nabi sends and receives radio frequency (RF) energy through its antenna. nabi is designed and manufactured to comply with the limits for exposure to RF energy set by the Federal Communications Commission (FCC).

Additional Information. For more information from the FCC about exposure to RF energy, please visit: www.fcc.gov/oet/rfsafety.

For information about the scientific research related to RF energy exposure, see the EMF Research Database maintained by the World Health Organization at: www.who.int/emf.

Radio Frequency Interference. Radio-frequency emissions from electronic equipment can negatively affect the operation of other electronic equipment, causing them to malfunction. Although nabi is designed, tested, and manufactured to comply with regulations governing radio frequency emission in countries such as the United States, the wireless transmitters and electrical circuits in nabi may cause interference in other electronic equipment. Therefore, please take the following precautions:

Aircraft. Use of nabi may be prohibited while traveling in aircraft.

Vehicles. Radio frequency emissions from nabi may affect electronic systems in motor vehicles. Check with the manufacturer or its representative regarding your vehicle.

Pacemakers. Persons with pacemakers should always keep nabi more than 15 cm (6 inches) from the pacemaker when the wireless device is turned on.

Other Medical Devices. If you use any other personal medical device, consult the device manufacturer or your physician to determine if it is adequately shielded from radio frequency emissions from nabi.

Health Care Facilities. Hospitals and health care facilities may use equipment that is particularly sensitive to external radio frequency emissions. Turn nabi off when staff or posted signs instruct you to do so.

If you have any reason to suspect that interference is taking place, turn nabi off immediately (press and hold the Power button, and then select OK in the Power Off window).

FCC Compliance

This device complies with part 15 of the FCC Rules. Operation is subject to the following two conditions: (1) This device may not cause harmful interference, and (2) this device must accept any interference received, including interference that may cause undesired operation.

WARNING: Changes or modifications not expressly approved by the party responsible for compliance could void the user's authority to operate the equipment.

This device meets the FCC Radio Frequency Emission Guidelines and is certified with the FCC. This device has been tested and found to comply with the limits for a Class B digital device, pursuant to Part 15 of the Federal Communication Commission (FCC) Rules. These limits are designed to provide reasonable protection against harmful interference in residential installation. This device generates, uses and can radiate radio frequency energy and if not installed and used in accordance with the instructions, may cause harmful interference to radio communications. However, there is no guarantee that interference will not occur in a particular installation. If this device does cause harmful interference to radio or television reception which can be determined by turning the device off and on, the user is encouraged to try to correct the interference by one or more of the following measures:

- Reorient or relocate the receiving antenna.
- Increase the separation between the device and receiver.
- Connect the equipment to an outlet on a circuit different from the one the receiver is connected to.
- Consult an experienced radio/TV technician for help.

Software License Agreement

Use of nabi constitutes acceptance of the Fuhu and third-party software license terms found at: www.nabitablet.com/legal/softwarelic.

Fuhu One (1) Year Limited Warranty

This warranty is extended only to the original end user purchaser, or the person who is receiving the product as a gift with proof of purchase, and shall not be extended to any other person or transferee.

Warranty. Fuhu warranties for one year from the date of sale to the consumer that the nabi is of merchantable quality and that it conforms to applicable specifications. Applicable specifications mean the specification for the Processor, the CPU (Central Processing Unit). The applicable specifications exclude and no warranty is provided for the specifications for any other components or for any performance that can degrade naturally with normal use for one year.

In no event does the limited warranty of the applicable specifications, as defined above, cover failures resulting from improper or unreasonable use or maintenance,

failure to follow operating instructions, accidents, excess moisture, insects, lightning, power surges, connections to improper voltage supply, or unauthorized alteration or modification of the product.

If you discover that your nabi is not of merchantable quality and fails to conform to its applicable specifications, as defined above, we will, at our option, refund the purchase price, or repair or replace the product, using new or refurbished components within a reasonable time during the warranty period. The costs of shipping or transporting the product (including to and from Fuhu), any insurance or any import fee duties and taxes are the sole responsibility of the consumer and will be not be covered by this warranty.

Backup. nabi is capable of storing software programs, data and other information. You should protect its contents against possible operational failure. Before shipping your product for warranty service, you must remove all personal information and data that you want to protect and must keep a separate back up copy of your content. THE CONTENTS OF YOUR PRODUCT WILL BE DELETED AND STORAGE MEDIA REFORMATTED IN THE COURSE OF WARRANTY SERVICE.

Obtaining Warranty Service. To obtain warranty service:

- Contact a Fuhu Authorized Service Provider. For service information, please visit: www.nabitablet.com/support.
- Label and ship product with freight prepaid to the address provided by a Fuhu Authorized Service Provider.
- Place any necessary return authorization number prominently on the outside of carton. Cartons not bearing a return authorization number, where required, may be refused.

For more information and to register your product, please visit:
www.nabitablet.com/register.