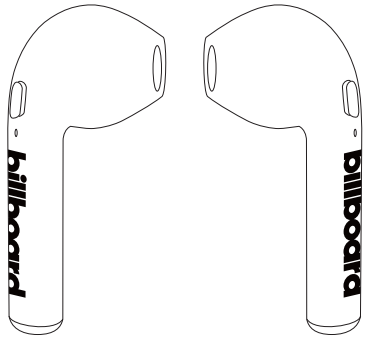


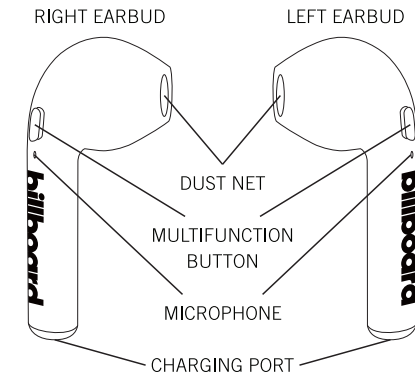
# billboard®

Bluetooth earphone

for use with Bluetooth® enabled devices

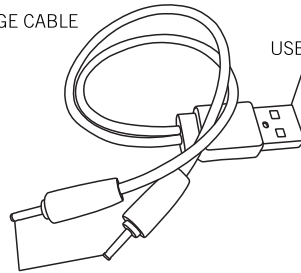


## Device Guide



CHARGE CABLE

USB TIP



CHARGING TIPS

## Device Safety

- Your True Wireless Earbuds have internal rechargeable batteries. Improper usage may result in the Earbuds becoming hot, ignite or burst and cause injury if exposed to conditions of abuse.
- Do not disassemble, throw away or damage the True Wireless Earbuds.
- Store the True Wireless Earbuds in a dry place, keeping them away from damp corrosive materials and environments such as salt air.
- Keep the True Wireless Earbuds away from direct sunlight, fire and high voltage equipment. Do not store the True Wireless Earbuds inside a car during hot weather. Remember a closed car acts as a green house allowing the inside to reach high temperatures.
- The True Wireless Earbuds are not a toy. Please keep them out of the reach of young children.
- Please do not discard the True Wireless Earbuds. Consult your local waste collection agency for proper disposal or recycling methods. You may also contact "Call2Recycle" at 877-273-2925 or online at "call2recycle.org" for a battery recycling drop off location near you.



## Charging The Battery

1. Plug the charger cable into the base of each earbud.
  - \* Plugged in earbuds will automatically power down.
2. Connect the charger to a USB power source. The red indicator lights will display during charging. If charging does not start, disconnect the charger plug it in again, and retry. Charging the batteries fully may take hours.
3. When the battery is fully charged, the red indicator light will turn blue. Disconnect the charger from the USB power source and the Earbuds. The fully charged batteries have power for up to 4 hours of music time or up to 100 hours of standby time. However, the talk and standby times may vary when used with different devices, settings, and environments.

## FCC Information

FCC ID: 2AML6BB100

This device complies with Part 15 of the FCC rules. Operation is subject to the following two conditions: (1) this device may not cause harmful interference, and (2) this device must accept any interference received; including interference that may cause undesired operation. Federal Communications Commission (FCC) Statement This Equipment has been tested and found to comply with the limits for a Class B digital device, pursuant to Part 15 of the FCC rules. These limits are designed to provide reasonable protection against harmful interference in a residential installation. This equipment generates, uses and can radiate radio frequency energy and, if not installed and used in accordance with the instructions, may cause harmful interference to radio communications. However, there is no guarantee that interference will not occur in a particular installation. If this equipment does cause harmful interference to radio or television reception, which can be determined by turning the equipment off and on, the user is encouraged to try to correct the interference by one or more of the following measures:

- Reorient or relocate the receiving antenna.
- Increase the separation between the equipment and receiver.
- Connect the equipment into an outlet on a circuit different from that to which the receiver is connected.
- Consult the dealer or an experienced radio/TV technician for help.

Warning: Changes or modifications to this unit not expressly approved by the party responsible for compliance could void the user authority to operate the equipment. Tested to comply with FCC standard. FOR HOME OR OFFICE USE.

## Warning:

This equipment complies with FCC RF radiation exposure limits set forth for an uncontrolled environment. This device and its antenna(s) must not be co-located or conjunction with any other antenna or transmitter.

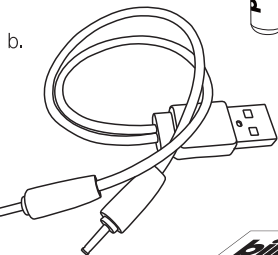
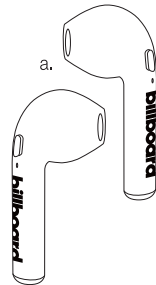
Bluetooth earphone  
USER MANUAL

## Introduction

Thank you for purchasing the Billboard® True Wireless Earbuds. For best use of this device we recommend carefully reading this user manual and keeping it for your records

## Package Contents

- a. True Wireless Earbuds
- b. Micro USB charging cable
- c. Instruction manual



## Pairing One Earbud

1. Long press the multifunction button on the chosen earbud until the indicator flashes red & blue
2. Activate the Bluetooth™ feature on your phone, and set the phone to search for wireless devices. (See the User Manual for your device)
3. Tap the Earbuds on your device displayed as BB-BT-EB. (if pass code is requested enter 0000)
4. When it isn't paired, the earbud will turn off automatically after 5 minutes.

## Pairing Two Earbuds

1. Long press the multifunction button on both of the earbuds until the indicator lights flash red & blue
2. Two earbuds will paired automatically. If the pairing is successful, The Master of earbud will blink blue and red, the slave earbud will flash blue every 4 seconds.
3. Activate the Bluetooth™ feature on your device, and set the device to discovery mode to search for wireless devices. (See the User Manual for your device)
  - \* If you've previously paired a single earbud, the paired set should be paired as a new device with the name below.
4. Tap the Earbuds on your device displayed as BB-BT-EB. (if pass code is requested enter 0000)
  - \* Once the Earbuds have been paired, they will automatically pair with each other and your device, when they are powered on and Bluetooth™ is activated on your device.
5. When they aren't paired, the earbuds will turn off automatically after 5 minutes.

## Playing Music

1. Once the Earbuds are paired, press play on your device.
2. Short press the Multifunction button to pause playback, and again to resume.

## Answering Calls

- When there is a phone call, you can just hear the ringing from the master of the earbud, the other slave earbud is silent.
- Answer an incoming call by short pressing the Multifunction button on either side.
- Refuse an incoming call by long press the Multifunction button on either side.
- Redial the last number used by the device by double-clicking the Multifunction button on either side during playback.

## Power Off

Press the Multifunction button on either side until the LED flashes red.

## Battery Information

Your earbuds are powered by a rechargeable batteries. The full performance of new batteries is achieved only after two to three complete charge and discharge cycles. The batteries can be charged and discharged hundreds of times, but it will eventually wear out.

- Do not leave a fully charged earbuds connected to a charger, overcharging may shorten their lifetime. If left unused, fully charged earbud batteries will lose their charge over time.
- Never use any charger that is damaged.
- Leaving the device in hot or cold places will reduce the capacity and lifetime of the batteries. Optimal temperature for the batteries is between 59°F and 77°F. A device with a hot or cold batteries may not work temporarily, even when the batteries are fully charged.
- Do not dispose of batteries in a fire as they may explode. Batteries may also explode if damaged. Always dispose of batteries according to local regulations. Please recycle. Do not dispose as household waste.

## Technical Support

techsupport@esicellular.com or call (212) 883-8838

© 2017 Billboard IP Holdings, LLC. All rights reserved. Billboard®, the Billboard logo, HOT 100 and associated characters, trademarks and design elements are owned and licensed by Billboard IP Holdings, LLC.

Bluetooth is a registered trademark of Bluetooth SIG

All other trademarks are property of their respective companies.



It may damage your hearing if you listen with high volume for a long time. It is recommended you use the lowest volume possible for speaking and listening to music.

## Limited Warranty

ESI Cases and Accessories warrants to the first consumer purchaser that this product, when shipped in its original container to the original purchaser, will be free from defective workmanship and materials for one year and agrees that it will, at its option, either repair the defect or replace the defective product or part thereof at no charge to the purchaser for parts or labor for the time periods described.

This warranty does not apply to any appearance items of the product nor to the additional excluded item(s) set forth below nor to any product the exterior of which has been damaged or defaced which has been subjected to misuse, abnormal service or handling or which has been altered or modified in design or construction. The limited warranty described herein is in addition to an applicable law. ALL IMPLIED WARRANTIES INCLUDING THE WARRANTIES OF MERCHANTABILITY AND FITNESS FOR USE ARE LIMITED TO THE PERIOD FROM THE DATE OF ORIGINAL PURCHASE SET FORTH BELOW. Some states do not allow limitations on how long an implied warranty last, so the above limitation may not apply to you. Neither the sales personnel of the seller nor any other person is authorized to make any warranties other than those described herein or to extend the duration of any warranties beyond the time period described herein on the behalf of ESI Cases and Accessories.

The warranties described herein shall be the sole and exclusive warranties granted by ESI Cases and Accessories and shall be the sole and exclusive remedy available to the purchaser corrections of defects, in the manner and for the period of time described herein, shall constitute complete fulfillment of all liabilities and responsibilities of ESI Cases and Accessories to the purchaser with respect to the product and shall constitute full satisfaction of all claims, whether based on contract negligence, strict liability or otherwise. In no event shall ESI Cases and Accessories be liable or in any way responsible, for any incidental or consequential economic or property damage. Some states do not allow the exclusion of incidental or consequential damages, so the above exclusion may not apply to you. THIS WARRANTY GIVES YOU SPECIFIC LEGAL RIGHTS. YOU MAY ALSO HAVE OTHER RIGHTS, WHICH VARY FROM STATE TO STATE.

Send device with the product to:

ESI Cases and Accessories  
44 East 32nd Street, 6th floor  
New York, New York 10016

\* Enclose proof of purchase and \$11.95 for Shipping and Handling.