



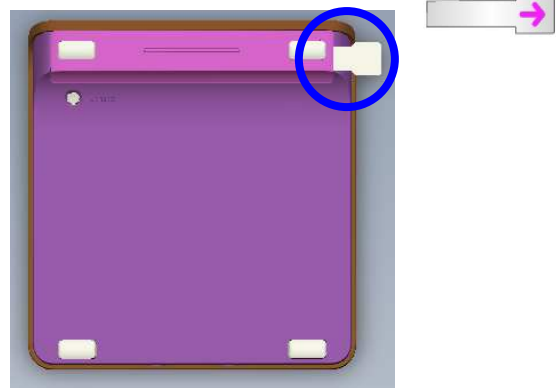
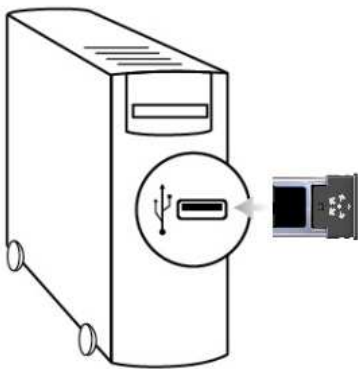
HP Wireless Trackpad

Enjoy the perfect trackpad combo for your PC.
 Reduce desktop clutter with wireless connection and enhance workspace comfort with modern design.



1. Put your receiver into PC.

2. Pull out the insulation sheet.



2. Pair

The LED for dongle will blink flash 8 times, then you can use on you PC.

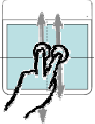

3. Functions

3.1 Mouse functions

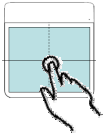


a. Mouse cursor and button

Item	Mouse Cursor	Mouse button			
		Left button	Right button		Middle button
			Method one	Method two	
Have	•	•	•	•	•
Action	Slide	Tap	Tap	Tap	Tap
Method	Slide	Tap + button	Tap + button	Two fingers tap + button	Three fingers tap + button
Area					


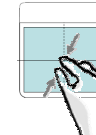


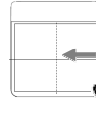


b. Mouse wheel

Item	Mouse wheel		
	Vertical Scroll		Horizontal Scroll (Tilt Wheel)
Action	Slide	Slide	Slide
Method	Two fingers slide		Two fingers slide
Area			

c. Mouse left functions

Item	Mouse left functions		
	Single tap	Double tap	Double tap then hold
Have	•	•	•
Action	Tap	Tap	Tap
Method	Single tap	Double tap	Double tap then hold
Area			

3.2 Gesture function

Item	Zoom		Rotate		Edge swipe		
	Out	In	Lift	Right	Toggle the charms	Toggle the app bar	Switch to last application
Have	•	•	•	•	•	•	•
Action	Slide	Slide	Slide	Slide	Slide	Slide	Slide
Method	Two fingers slide	Two fingers slide	Two fingers slide	Two fingers slide	One finger slide	One finger slide	One finger slide
Area							

Federal Communication Commission Interference Statement

This equipment has been tested and found to comply with the limits for a Class B digital device, pursuant to Part 15 of the FCC Rules. These limits are designed to provide reasonable protection against harmful interference in a residential installation. This equipment generates, uses and can radiate radio frequency energy and, if not installed and used in accordance with the instructions, may cause harmful interference to radio communications. However, there is no guarantee that interference will not occur in a particular installation. If this equipment does cause harmful interference to radio or television reception, which can be determined by turning the equipment off and on, the user is encouraged to try to correct the interference by one of the following measures:

- Reorient or relocate the receiving antenna.
- Increase the separation between the equipment and receiver.
- Connect the equipment into an outlet on a circuit different from that to which the receiver is connected.
- Consult the dealer or an experienced radio/TV technician for help.

This device complies with Part 15 of the FCC Rules. Operation is subject to the following two conditions: (1) This device may not cause harmful interference, and (2) this device must accept any interference received, including interference that may cause undesired operation.

FCC Caution: Any changes or modifications not expressly approved by the party responsible for compliance could void the user's authority to operate this equipment.

IMPORTANT NOTE:**FCC Radiation Exposure Statement:**

This equipment complies with FCC radiation exposure limits set forth for an uncontrolled environment. End users must follow the specific operating instructions for satisfying RF exposure compliance.

This transmitter must not be co-located or operating in conjunction with any other antenna or transmitter.

Industry Canada statement:

This device complies with RSS-210 of the Industry Canada Rules. Operation is subject to the following two conditions: (1) This device may not cause harmful interference, and (2) this device must accept any interference received, including interference that may cause undesired operation.

Ce dispositif est conforme à la norme CNR-210 d'Industrie Canada applicable aux appareils radio exempts de licence. Son fonctionnement est sujet aux deux conditions suivantes: (1) le dispositif ne doit pas produire de brouillage préjudiciable, et (2) ce dispositif doit accepter tout brouillage reçu, y compris un brouillage susceptible de provoquer un fonctionnement indésirable.