

SMART KEY READER

User' Manual

2019. 04. 03

Prepared(작성)	Reviewed(검토)	Approved(승인)
Park moonsang		

Revision History

Rev.	날짜	수정 내용	담당
1.0	2019.04.03	First Release	Park moonsang

– Contents –

Revision History

- 1. Synopsis**
- 2. Product Image**
- 3. Block Diagram**
- 4. Specification**

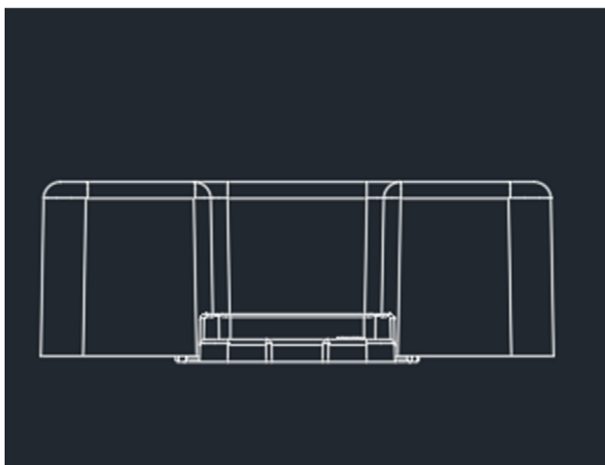
1. Synopsis

This document is specifically-written manual for SMART KEY READER which is receiver and transmitter of wireless communication, which is to confirm user identifications under engine-start limiting function in heavy equipments.

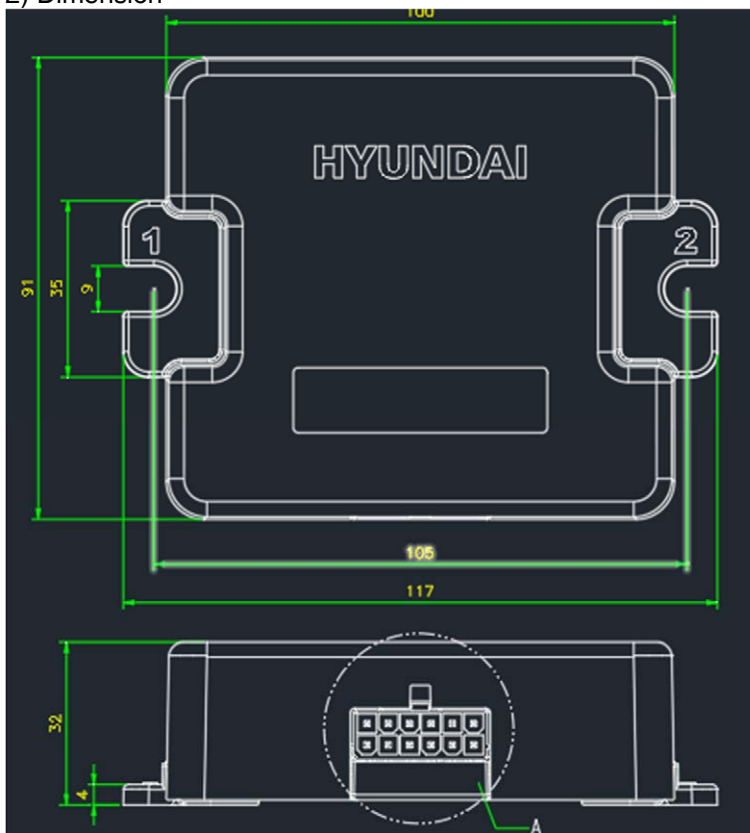
SMART KEY READER is defined as followings; SMART KEY READER transmits a signal pattern by RFID 125 KHz in order to wake up SMK TAG. And then SMART KEY READER communicates with SMK TAG by 2.4 GHz Zig bee wireless signal. SMART KEY READER decodes password-secured signals and transfer identification information to certification device which has a function of engine-start limiting, such as Cluster, MCU or ECU, with using CAN protocol

2. Product Image


1) External Appearance



2) Dimension



구분	No.	NAME	신호	No.	NAME	신호
CN1	1	NC	-	7	CAN	HI
	2	NC	-	8	CAN	LOW
	3	DOOR SW	INPUT	9	OPEN	OUTPUT
	4	HORN RY	OUTPUT	10	LOCK	OUTPUT
	5	GND	-	11	UNLOCK	OUTPUT
	6	IG	10~32VDC	12	BATT	10~32VDC

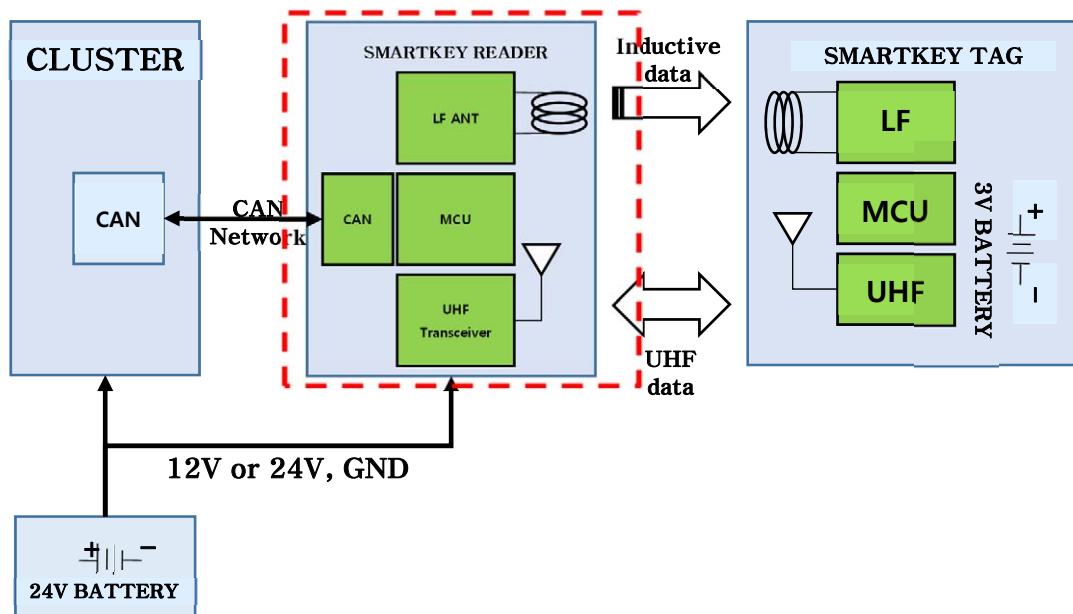


CONNECTOR SPEC.- No: MOLEX-39301120

3) Certification LABEL location



3. Block Diagram



4. Specification

4.1. Operating Specification

- Must transmit a signal of RFID 125 KHz as a wake up pattern signal.
- Must be activated from 12 Vdc/24 Vdc external voltage supply.
- Must be able to analyze the password-secured signal.
- Must be able to use Single channels with Zigbee band of 2405MHz.


4.2. Power Specification

- Rated Voltage: 12V $\overline{=}$ (Max 50mA) / 24V $\overline{=}$ (Max 30mA) both available

4.3. General Specification

- Storage Temperature: -40°C ~ 85°C
- Operating Temperature: -30°C ~ 75°C






- . Water-Proof Specification: IP00
- . Communication with equipment: CAN2.0 250Kbps/500Kbps
(*It is recommended to use twist shield cable and should be connected through a short distance as possible.)
- . Material of Device: PC
(Substance : 3025N1, Flame Class : V0, Manufacturer : SAMYANG)
- . PCB Material

object/part No.	manufacturer/ trademark	type/model	technical data	UL No.	mark(s) of conformity ¹⁾
SMK READER B/D PCB	JM ELECTRONICS CO LTD	D	V-0 ; 105 °C	E117655	JM 

4.4 RF Specification

Item		Specification
Wireless Data Communication System	Frequency	2405MHz (Single Channels)
	RF Power	Under 10 mW
	Modulation Method	OQPSK
	Tested Temperature	-30 ~ +85 °C
Magnetic Induction System	Frequency	125KHz (Single Channel)
	RF Power	Under 42 dBμA/m @ 10 meter
	Modulation Method	ASK

4.5. Product label Explanation of graphic symbols used

Symbol	Description
	Korea Certification Marking
	Communaute Europeenne Marking
	Electrical waste and electronics equipment
	Federal Communication Commision Marking
	Direct current

5. Postal address:

Kyungwoo Systech, Inc. Office: +82-2-985-8085
#401, Daeryung Post Tower 5, 68, Digital-ro 9, Geumcheon-gu, Seoul, South Korea
E-mail: Webmaster@kyungwoo.com

FCC Compliance Statement

This device complies with part 15 of the FCC Rules. Operation is subject to the following two conditions:

(1) This device may not cause harmful interference, and (2) this device must accept any interference received, including interference that may cause undesired operation.

Caution: Changes or modifications not expressly approved by the party responsible for compliance could void the user's authority to operate the equipment.

NOTE:

This equipment has been tested and found to comply with the limits for a Class A digital device, pursuant to part 15 of the FCC Rules. These limits are designed to provide reasonable protection against harmful interference when the equipment is operated in a commercial environment. This equipment generates, uses, and can radiate radio frequency energy and, if not installed and used in accordance with the instruction manual, may cause harmful interference to radio communications. Operation of this equipment in a residential area is likely to cause harmful interference in which case the user will be required to correct the interference at his own expense.

RED Compliance Statement

This product is CE marked according to the provision of the RED (2014/53/EU). Hereby Kyungwoo Systech, Inc. declares that this product is in compliance with the essential requirements and other relevant provisions of Directive 2014/53/EU