


**SPORTS CAR**  
SOUND & LIGHT RADIO CONTROL



**Remote FUN**

**Remote FUN**

SOUND & LIGHT RADIO CONTROL  
**SPORTS CAR**

27MHz



**Remote FUN**

SOUND & LIGHT RADIO CONTROL  
**SPORTS CAR**

SOUND & LIGHT RADIO CONTROL  
**SPORTS CAR**



**Remote FUN**



WARNING:  
CHOKING HAZARD - Small parts.  
Not for children under 3 years.



**Remote FUN**

SOUND & LIGHT RADIO CONTROL  
**SPORTS CAR**

**TRY ME!**



**AA 6**  
6 X 1.5V  
INCLUDED

13502



## WARNING:

CHOKING HAZARD - Small parts  
Not for children under 3 years.

### REMOTE CONTROLLED VEHICLE INSTRUCTION MANUAL

#### INSTALLING THE BATTERIES



##### HANSET:

1. Switch the power to the "OFF" position
2. Use a screwdriver to open the battery compartment cover at the back of the handset.
3. Insert 2 x AA (1.5V) batteries as marked in the battery compartment.
4. Replace the battery cover & tighten the screw securely.

##### VEHICLE:

1. Switch the power to the "OFF" position
2. Use a screwdriver to open the battery compartment cover at the bottom of the vehicle.
3. Insert 4 x AA (1.5V) batteries as marked in the battery compartment.
4. Replace the battery cover & tighten the screw securely.

#### PLAYING WITH THE VEHICLE

1. Switch **ON** the vehicle and the remote control.
  2. Press "" button to steer the vehicle in a clockwise direction
  3. Press "" button to drive straight ahead.
  4. The headlights will light up when playing.
- \* The range of the transmitter is about 7 meters based on outdoor area with new batteries.

#### Warning

1. Changes or modifications to this unit not expressly approved by the party responsible for compliance could void the user's authority to operate the equipment.
2. Avoid water when racing your vehicle. Do not submerge your vehicle or handset in water.
3. This product is not suitable for children under 36 months, as small parts could break off and be swallowed.
4. Do not use the vehicle in street traffic or on sidewalks. You would endanger other participants in street traffic.

#### NOTES

This device complies with part 15 of FCC rules. Operation is subject to the following two conditions: (1) This device may not cause harmful interference, and (2) this device must accept any interference received, including interference that may cause undesired operation.

Note: This equipment has been tested and found to comply with the limits for a Class B digital device, pursuant to Part 15 of FCC Rules. These limits are designed to provide reasonable protection against harmful interference in a residential installation. This equipment generates, uses and can radiate radio frequency energy and, if not installed and used in accordance with the instructions, may cause harmful interference to radio communications.

However, there is no guarantee that interference will not occur in a particular installation. If this equipment does cause harmful interference to radio or television reception, which can be determined by turning the equipment off and on, the user is encouraged to try to correct the interference by one or more of the following measures:

- Reorient or relocate the receiving antenna.
- Increase the separation between the equipment and receiver.
- Connect the equipment into an outlet on a circuit different from that to which the receiver is connected
- Consult the dealer or an experienced radio/TV technician for help.

#### BATTERY SAFETY

1. Batteries should only be inserted or changed by adult.
2. Only use the same type of battery - do not mix brands or types.
3. Do not mix old and new batteries.
4. Do not use rechargeable batteries.
5. Non-rechargeable batteries are not to be recharged.
6. Replace all batteries at the same time with new ones.
7. Do not leave batteries in the toy for long periods of time when it is not in use.
8. Remove exhausted batteries from the toy.
9. Dispose of used batteries safely - do not throw on a fire or attempt to open up the outer casing.
10. At all times keep small batteries which could be a choking hazard to a small child out of its reach.
11. Batteries are harmful if swallowed. Seek medical advice if a small battery has been swallowed by a child.
12. The supply terminals are not to be short-circuited.

Please Keep the packing and this manual. It contains important information.