
 OKIN REFINED <small>A Phoenix Mecano Company</small>	User Manuel	No: JLDK.31.01.02
OKIN Refined Electric Technology Co.,Ltd	RF258G	Page 1 of 4

## RF258G User Guide

### Appearance




 <small>A Phoenix Mecano Company</small>	User Manuel	No: JLDK.31.01.02
OKIN Refined Electric Technology Co.,Ltd	RF258G	Page 2 of 4



P1	HEAD UP
P2	HEAD DOWN
P3	FOOT UP
P4	FOOT DOWN
P5	FLAT
P6	ZERO G

## . Interface Description

1. P0 (PAIRING KEY): A white key under the battery cover. Press this key for more than 1

 OKIN REFINED <small>A Phoenix Mecano Company</small>	User Manuel	No: JLDK.31.01.02
OKIN Refined Electric Technology Co.,Ltd	RF258G	Page 3 of 4


second, the remote will enter pairing mode and a blue LED besides the pairing key will flash. Release this key to stop pairing .After the pairing is successful, LED will stop flashing.

2. P1 (HEAD UP): Press this key, the head actuator out, release to stop it.
3. P2 (HEAD DOWN): Press this key, the head actuator in, release to stop it.
4. P3 (FOOT UP): Press this key, the foot actuator out, release to stop it.
5. P4 (FOOT DOWN): Press this key, the foot actuator in, release to stop it.
6. P5 (FLAT) : Actuators are moved into FLAT automatically. The movement starts when the key is released. Click any key to stop it.
7. P6 (ZERO G): Actuators are moved into **ZERO G** position automatically. The movement starts when the key is released. Click any key to stop it.

## Fcc warning

This equipment has been tested and found to comply with the limits for a Class B digital device, pursuant to Part 15 of the FCC Rules. These limits are designed to provide reasonable protection against harmful interference in a residential installation. This equipment generates, uses and can radiate radio frequency energy and, if not installed and used in accordance with the instructions, may cause harmful interference to radio communications. However, there is no guarantee that interference will not occur in a particular installation. If this equipment does cause harmful interference to radio or television reception, which can be determined by turning the equipment off and on, the user is encouraged to try to correct the interference by one of the following measures:

- Reorient or relocate the receiving antenna.
- Increase the separation between the equipment and receiver.
- Connect the equipment into an outlet on a circuit different from that to which the receiver is connected.
- Consult the dealer or an experienced radio/TV technician for help.

 OKIN REFINED <small>A Phoenix Mecano Company</small>	User Manuel	No: JLDK.31.01.02
OKIN Refined Electric Technology Co.,Ltd	RF258G	Page 4 of 4

---

This device complies with part 15 of the FCC Rules. Operation is subject to the following two conditions:

- (1) This device may not cause harmful interference, and
- (2) this device must accept any interference received, including interference that may cause undesired operation.

Satisfy FCC RF Exposure requirements for this transmission devices.

Changes or modifications not expressly approved by the party responsible for compliance could void the user's authority to operate the equipment.