

# WF02D User Manual

1. Connect the WiFi box cable to the control box Multifunction interface. Connect the control box to the 220V through the power supply.



2. Double click reset key, the LED will be on. Long press the back button of the remote, the LED will be flash. When two LEDs are off, the connection of the remote and the control box is completed.



### 3. APP download

APP name: Ergo WiFi

iOS:

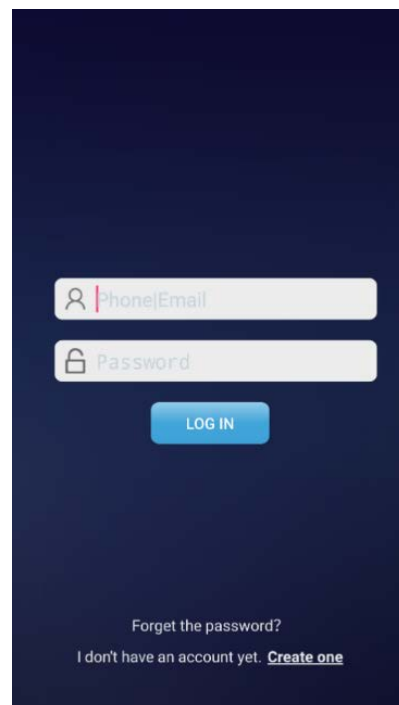
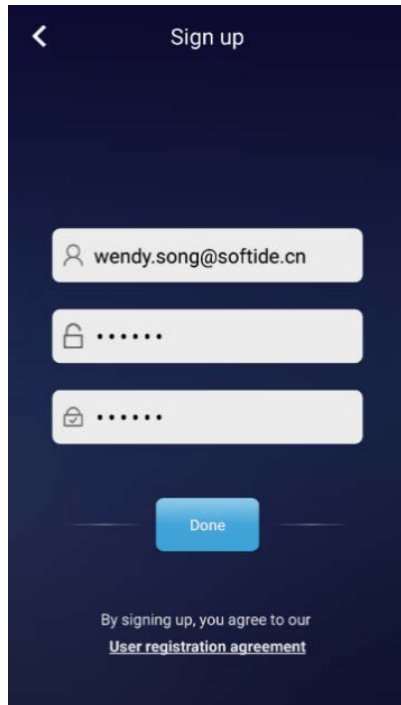
<https://itunes.apple.com/us/app/ergowifi/id1234525549?l=zh&ls=1&mt=8>

android:

<https://play.google.com/store/apps/details?id=com.keeson.smartbed&hl=en>


### 4. User register(via email)

Remember the email and password, will be used for logging APP and Alexa voice control.

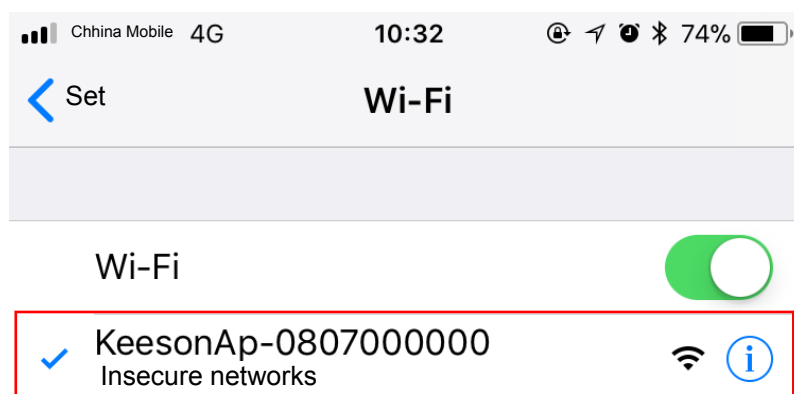



5. Press two buttons of foot-up and foot-down on the remote about 5 seconds.



The blue LED will flash, and the buzzer will make a sound of “Bee” every 3 seconds.

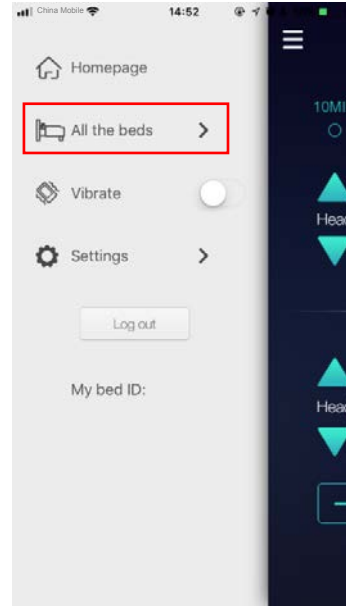
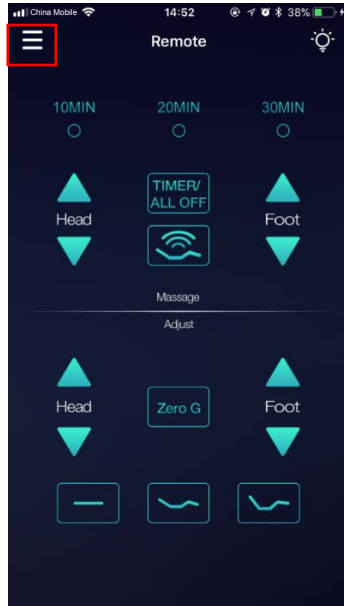


6. Open the WiFi settings interface on the phone. Select the WiFi with the name of “KeesonAp-xxxxxxx” . Wait for the WiFi connection to complete.






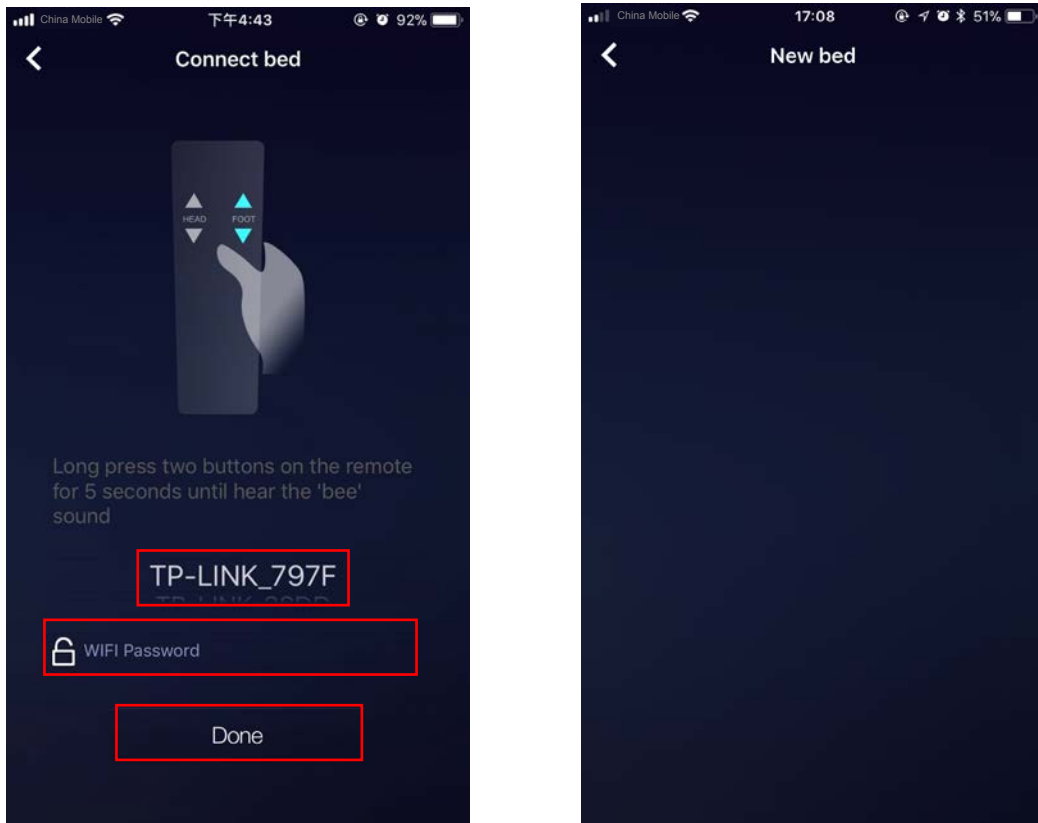
7. Open the Ergo WiFi APP . Push the menu button . Select All the beds option.



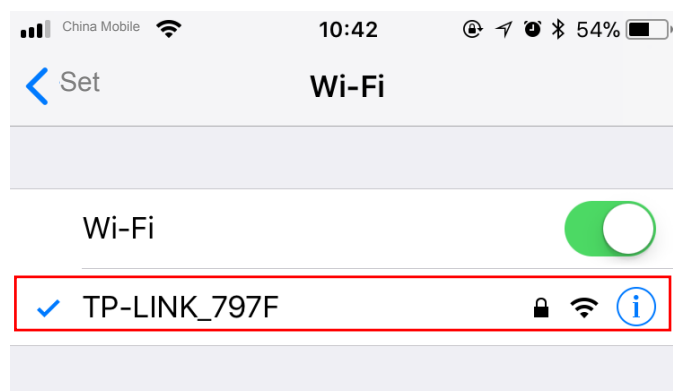
8. On the All the beds interface, push the Connect new bed button to enter the Connect bed interface.



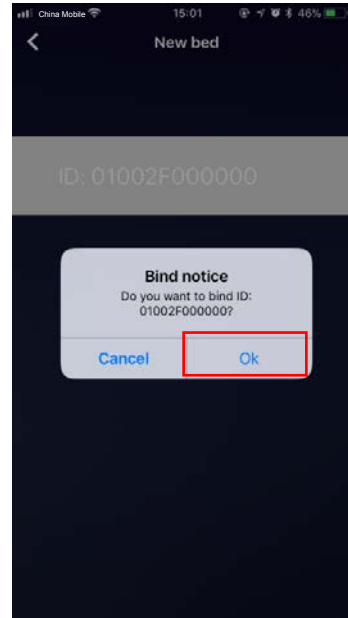
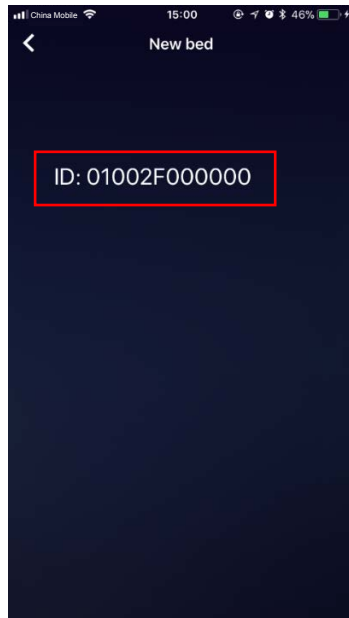
9. On the Connect bed interface, select the WiFi name that the WiFi box will connect to. Input WiFi Password, push the Done button to enter the New bed interface. Wait for the WiFi box connect to the WiFi signal. When the WiFi box makes sound of "Bee-Bee" , it completes the connection.



10. Open the WiFi settings interface on the phone. Select the WiFi name that the WiFi box has connected.



11. Return to the APP, on the New bed interface, wait for a moment, the WiFi box will be found, the ID will be displayed. Click the ID number, then click the Ok on the Bind notice to complete the connection operation.



12. Return to the APP main interface to control the bed.



## FAQ

Now WiFi dongle only support 2.4G WiFi network.

#### FCC Statement

Any Changes or modifications not expressly approved by the party responsible for compliance could void the user's authority to operate the equipment.

This device complies with part 15 of the FCC Rules. Operation is subject to the following two conditions: (1) This device may not cause harmful interference, and

(2) This device must accept any interference received, including interference that may cause undesired operation.

#### **FCC Radiation Exposure Statement:**

This equipment complies with FCC radiation exposure limits set forth for an uncontrolled environment. This equipment should be installed and operated with minimum distance 20cm between the radiator & your body.

#### ISED RSS Warning:

This device complies with Innovation, Science and Economic Development Canada licence-exempt RSS standard(s). Operation is subject to the following two conditions: (1) this device may not cause interference, and (2) this device must accept any interference, including interference that may cause undesired operation of the device.

Le présent appareil est conforme aux CNR d'ISED applicables aux appareils radio exempts de licence. L'exploitation est autorisée aux deux conditions suivantes: (1) l'appareil ne doit pas produire de brouillage, et (2) l'utilisateur de l'appareil doit accepter tout brouillage radioélectrique subi, même si le brouillage est susceptible d'en compromettre le fonctionnement.

#### **ISED RF exposure statement:**

This equipment complies with ISED radiation exposure limits set forth for an uncontrolled environment. This equipment should be installed and operated with minimum distance 20cm between the radiator & your body. This transmitter must not be co-located or operating in conjunction with any other antenna or transmitter.

Le rayonnement de la classe b respecte ISED fixaient un environnement non contrôlés. Installation et mise en œuvre de ce matériel devrait avec échangeur distance minimale entre 20 cm ton corps. Lanceurs ou ne peuvent pas coexister cette antenne ou capteurs avec d'autres.