

RADIO CONTROL . READY TO RUN!



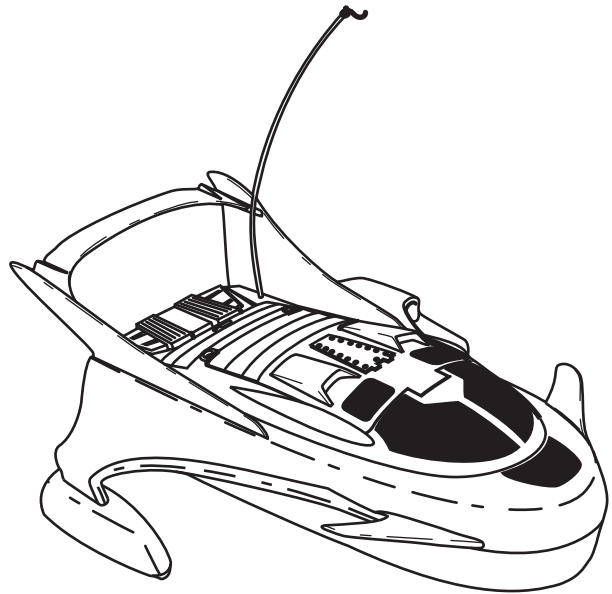
Barracuda

BATTERIES REQUIRED: 6 X "AA" cells, 1 X 9V cell (sold separately)
WARNING! Always use under direct adult supervision. For use by ages 8 and up.
Please read instruction booklet carefully before operating Barracuda.
Please keep instruction booklet and display box for future reference.

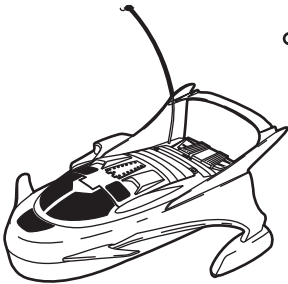
Any Questions?

PLEASE DO NOT TAKE YOUR PRODUCT BACK TO STORE.

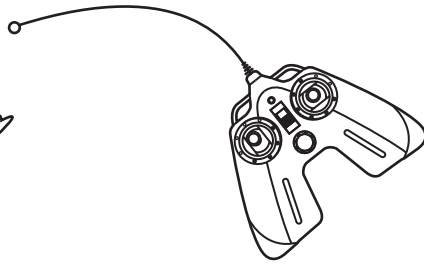
Call our Customer Service Dept.: Kid Galaxy Customer Service, Toll Free 1-800-816-1135



CONTENTS



Barracuda

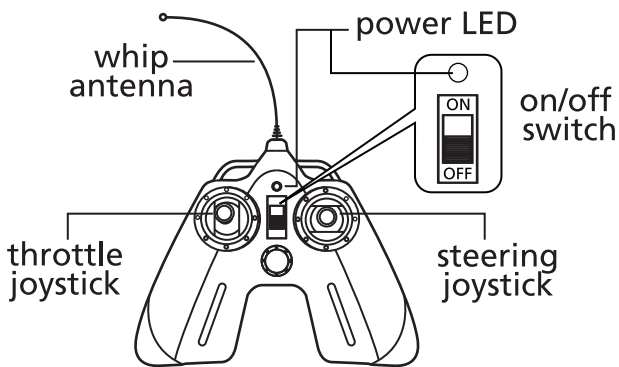


Transmitter

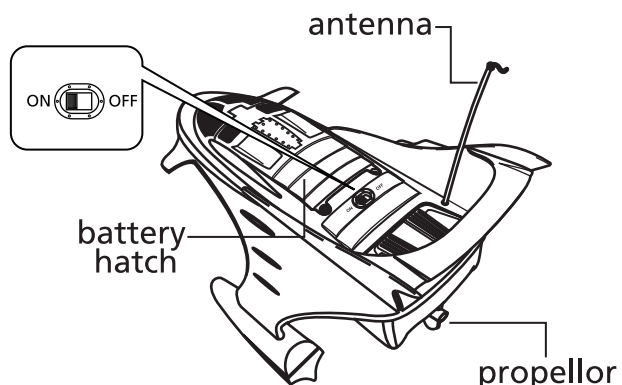


Instructions

PRODUCT DESCRIPTION



Transmitter

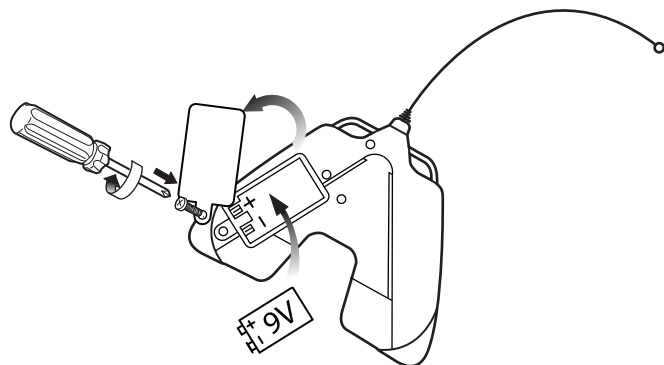


Barracuda

BATTERY INSTALL / REPLACE

Transmitter

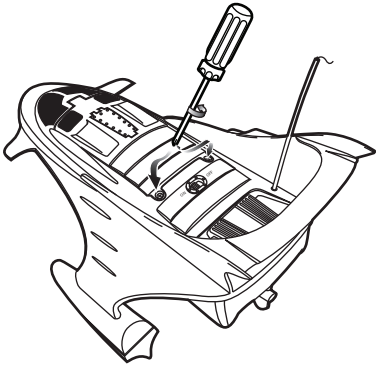
1. Unscrew battery cover on rear controller with Phillips screwdriver.
2. Install 9 V battery with polarity as shown in battery box.
3. Replace battery cover and fasten in place with screwdriver.



BATTERY INSTALL / REPLACE

Barracuda

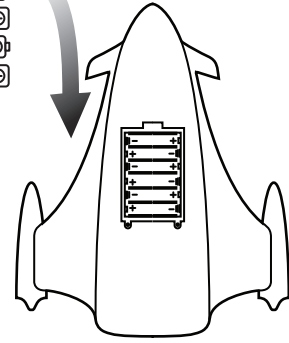
1. Unscrew battery cover with Phillips screwdriver.



2. Lift cover up and off as shown and remove.



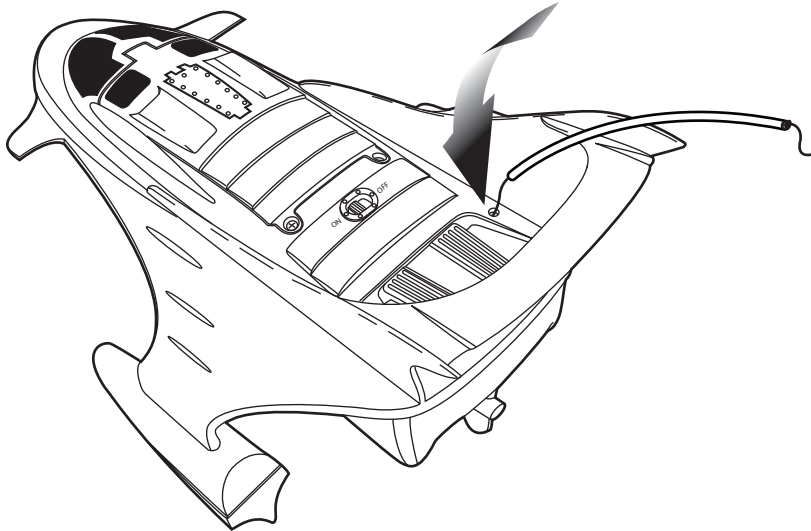
Observe battery polarities carefully!



3. Insert 6 "AA" batteries as shown, replace and secure battery cover

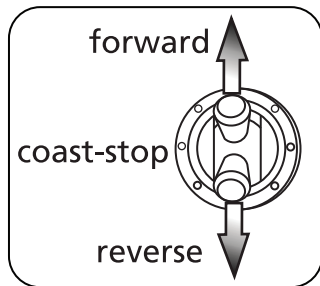
SET UP

1. Press end of antenna tube firmly into antenna mounting hole until it is seated

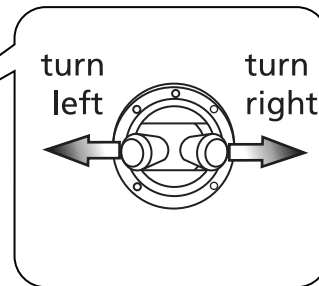
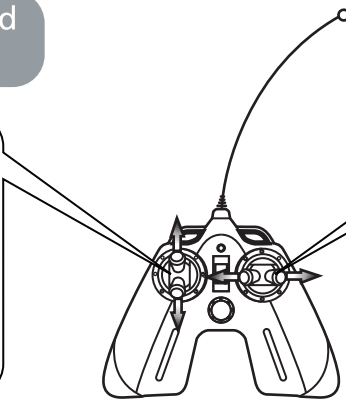


TRANSMITTER CONTROLS AND OPERATION

Turn on transmitter and boat power switches!

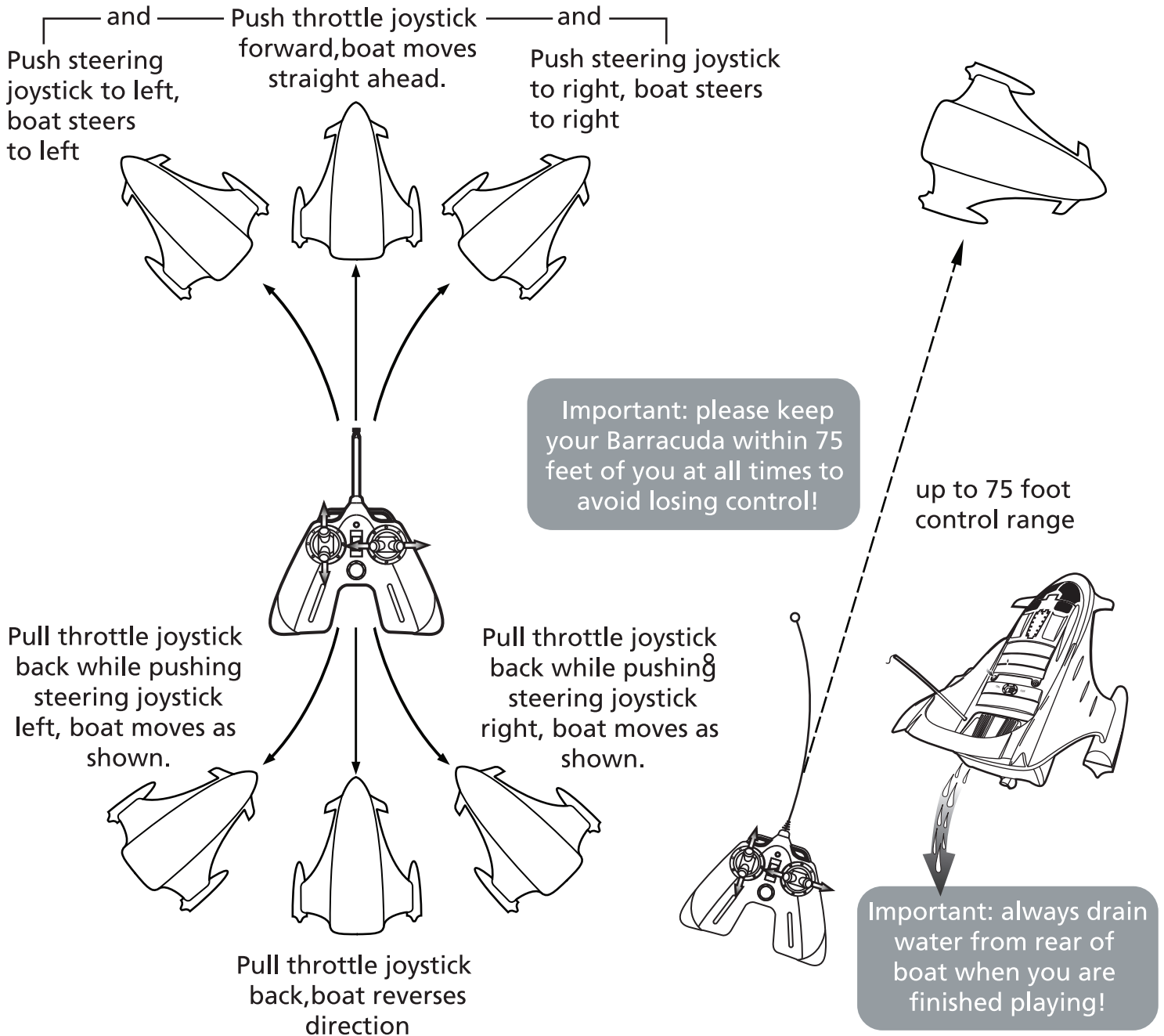


throttle
joystick

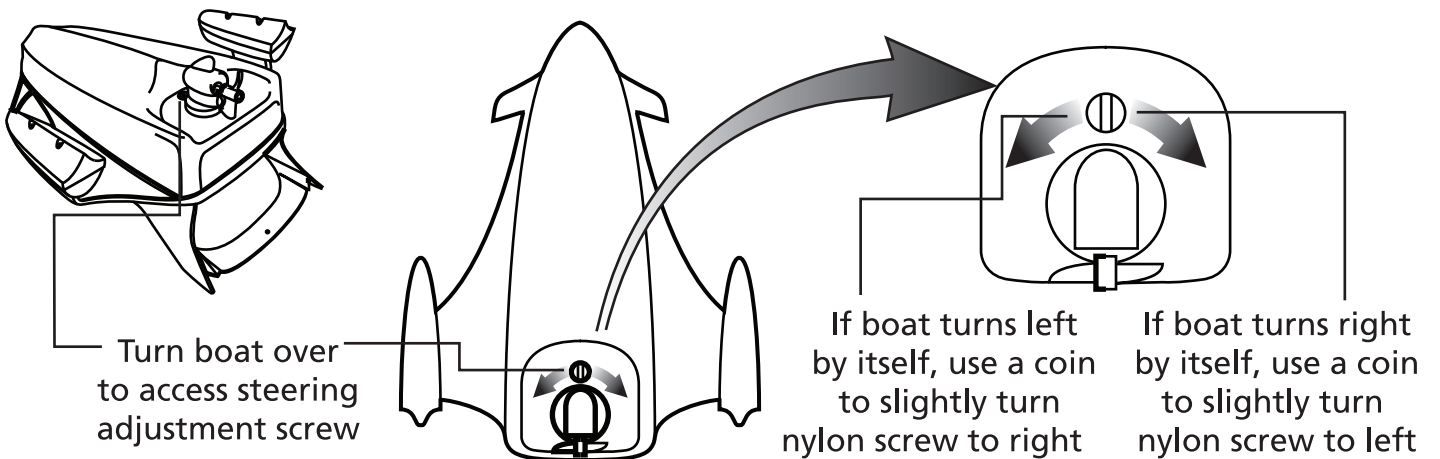


steering
joystick

BASIC CONTROL FUNCTIONS



STEERING ADJUSTMENT (IF NEEDED)



WARNING!

- 1) Run time for Barracuda is approx. 25-30 minutes. Please steer your boat towards shore before battery power is exhausted.
- 2) Run your Barracuda in fresh water only. Avoid running your Barracuda in areas being used by power boats, sailboats and other potential hazards.
- 3) Always run your Barracuda on calm, clear days when there are no storms, high winds, etc. DO NOT run your boat when it is raining, snowing, thundering, or in strong winds or other poor weather conditions. DO NOT run your boat when the outside temperatures are under 45 degrees Fahrenheit.

PLEASE READ THIS CAREFULLY BEFORE USING.

- Do not immerse your transmitter, it is NOT water-resistant!
- Please run your Barracuda on lakes, ponds, pools or other fresh water bodies of water ONLY! Do not use your boat in any salt water body or you will cause damage to your boat.
- If the Barracuda becomes snagged on sunken trees, rocks or other obstacles, do not try to retrieve it. Please ask an adult to help you if the Barracuda does not return to shore!
- When you are running the Barracuda, always keep it in your sight. Keep your Barracuda away from people fishing or otherwise enjoying water sports.
- Keep your fingers, hair, face and clothing away from the spinning propellor.
- It is recommended that children should be under adult supervision when they are playing with the Barracuda.
- There are small parts included in this product. Do not put any of the parts in your mouth.
- Keep this product away from children under eight years old.
- Do not immerse your transmitter antenna in water while running the Barracuda. It may cause loss of signal or allow rust to form on antenna, damaging it.
- Always dry your Barracuda off completely after water play.
- Always allow excess moisture to drip out of boat by holding boat pointing up at bow while water drips from rear of boat.
- Keep away from fire or hot and/or humid environments.
- Do not disassemble the product.
- Do not run the Barracuda if there are any electrical power sources near you or the shore.

The improper use of the controller batteries may cause excessive heat, battery leakage, explosion and damage or lead to injury. Please read the instructions below.

- Only use "AA" alkaline batteries.
- Never use rechargeable batteries in the charger or transmitter.
- Do not mix old and new batteries.
- Do not mix alkaline, standard (Carbon-Zinc) or rechargeable (Ni-Cad) batteries.
- Turn off power when installing or replacing batteries.
- Please install the batteries with the correct polarity, as indicated by the +/- signs.
- Remove the batteries when the product is not in use.
- Do not short circuit or disassemble. Keep away from fire.

Other cautions when using the Barracuda and its controller/transmitter:

- If any batteries you are using start to leak, carefully remove them without letting them contact any part of the body, properly dispose of batteries and replace with fresh batteries.
- When other radio controlled products with the same frequency are used nearby, this may cause interference and your Barracuda may not work properly.
- Do not bend, tear, strongly hit or drop the boat, transmitter, antenna shaft, or antenna wire.
- Do not place any object onto the propellor stem.
- Do not start the Barracuda when the propellor is unable to spin freely.

FCC REQUIREMENT

1. This equipment has been tested and found to comply with the limits for a Class B digital device, pursuant to Part 15 of the FCC rules. These limits are designed to provide reasonable protection against harmful interference in a residential installation.

This equipment generates, uses and can radiate radio frequency energy and, if not installed and used in the accordance with the instructions, may cause harmful interference to radio communications. However, this is no guarantee that interference will not occur in a particular installation.

If this equipment does cause harmful interference to radio or television reception, which can be determined by turning the equipment on and off, the user is encouraged to try to correct the interference by one or more of the following measures:

- Reorient or relocate the receiving antenna.
- Increase the separation between the equipment and receiver.
- Consult the dealer or an experienced radio/tv technician for help.

2. THE MANUFACTURER IS NOT RESPONSIBLE FOR ANY RADIO OR TV INTERFERENCE CAUSED BY UNAUTHORIZED MODIFICATIONS TO THIS EQUIPMENT. SUCH MODIFICATIONS COULD VOID THE USER AUTHORITY TO OPERATE THE EQUIPMENT

Toll Free Hot Line: 800-816-1135

www.kidgalaxy.com

 **WARNING:**
CHOKING HAZARD - Small parts
Not for children under 3 years.

Kid Galaxy®
☆☆☆

Copyright 2009 © Kid Galaxy, Inc.