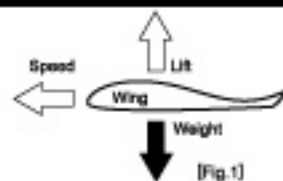


9. HOW THE SHADOW CASTER FLIES



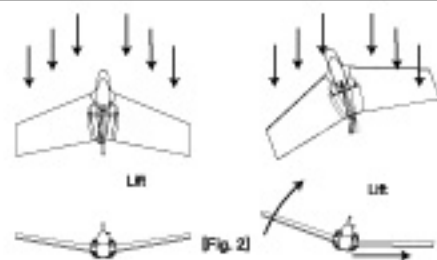
The Airplane driven by impeller.

Horizontal flight:

Flying objects have wings. As a wing moves through the air, "lift" will occur (see Fig. 1). Lift becomes stronger as speed increases. The Shadow Caster will fly horizontally when the weight of the Shadow Caster equals the lift.

Upward and downward flight to read:

When the Shadow Caster is flying horizontally push the control lever to the **Up** position, this allows the impeller to spin faster and the Shadow Caster will increase the lift which will cause the plane to rise. When the control lever is pulled to the **Down** position the impeller will spin slower allowing a decrease in speed causing weaker lift which enables the Shadow Caster to descend. Shadow Caster will descend.



Making Turns:

While the Shadow Caster is flying horizontally push the control lever to the **Right**, this will move the push rod attached to the rudder causing the plane to bank to the right. Pushing the control lever to the **Left** will cause the push rod to move the rudder to the left which will cause the plane to bank left. (see Fig. 2).

10. TROUBLE SHOOTING GUIDE

PROBLEM	CAUSE	SOLUTION
Shadow Caster will not start	<ul style="list-style-type: none"> * Shadow Caster is not turned ON * Controller is not turned ON * Shadow Caster is not charged 	<ul style="list-style-type: none"> * Turn the switch on the plane to the ON position. * Turn the switch on the controller to the ON position. * Charge for 5 min 30 sec.
Shadow Caster will not turn	<ul style="list-style-type: none"> * The antenna is not extended on the controller * Winds are too strong * The wire antenna on the Shadow Caster is twisted 	<ul style="list-style-type: none"> * Fully extend controller's antenna. * Avoid flying in strong winds. * Straighten antenna wire.
Shadow Caster flying too low	<ul style="list-style-type: none"> * The plane needs more power * Batteries are drained * Winds are too strong 	<ul style="list-style-type: none"> * Push control lever to up * Replace the batteries * Avoid flying in strong winds or gusts.
Shadow Caster flying too high	<ul style="list-style-type: none"> * Wind, or keep pushing the lever to up too long 	<ul style="list-style-type: none"> * Push control lever to down

11. FCC REQUIREMENT

1. This equipment has been tested and found to comply with the limits for a Class B digital device, pursuant to Part 15 of the FCC Rules. These limits are designed to provide reasonable protection against harmful interference in a residential installation. This equipment generates, uses and can radiate radio frequency energy and, if not installed and used in accordance with the instructions, may cause harmful interference to radio communications. However, there is no guarantee that interference will not occur in a particular installation.

If this equipment does cause harmful interference to radio or television reception, which can be determined by turning the equipment off and on, the user is encouraged to try to correct the interference by one or more of the following measures:

- Reorient or relocate the receiving antenna.
- Increase the separation between the equipment and receiver.
- Connect the equipment into an outlet on a circuit different from that to which the receiver is connected.
- Consult the dealer or an experienced radio/TV technician for help.

2. THE MANUFACTURER IS NOT RESPONSIBLE FOR ANY RADIO OR TV INTERFERENCE CAUSED BY UNAUTHORIZED MODIFICATIONS TO THIS EQUIPMENT. SUCH MODIFICATIONS COULD VOID THE USER AUTHORITY TO OPERATE THE EQUIPMENT

12. WARRANTY

This product is warranted against manufacturing defects in both material and workmanship for 60 days from the date of original purchase. Within this period, KID GALAXY U.S.A. CORPORATION will either repair or replace this product without charge for parts or labor. Do not attempt to repair or modify this equipment, as this may void your warranty.

IMPORTANT: PLEASE KEEP YOUR ORIGINAL SALES RECEIPT AS PROOF OF PURCHASE.

Without the required Proof of Purchase you may not be eligible for coverage under this Limited Warranty. If you have any problems with this product, please call Kid Galaxy Customer Service toll free at 1-800-816-1135. Our Customer Service Operator will provide you with the proper information and instructions to deal with your questions or problems with this product. The decision whether to either repair or replace this product is at the sole option of Kid Galaxy U.S.A. Corporation. This warranty does NOT cover damage or failure caused by or attributable to Acts of God, abuse, misuse, improper or abnormal usage, or any repairs (other than those provided by Kid Galaxy U.S.A. Corporation) or shipping costs incurred in transporting this product to Kid Galaxy U.S.A. Corporation. Some states do not allow the limitation or exclusion of incidental or consequential damages and some states do not allow limitation or exclusion of implied warranties; therefore the aforesaid limitation(s) or exclusions may not apply to the purchaser. This warranty gives you specific legal rights and you may have other rights which vary from state to state. This Limited Warranty is VOID if this product is purchased outside of either the U.S.A. or Canada.




Manufactured for Kid Galaxy, Inc.
©2006 Kid Galaxy, Inc., Manchester, NH 03103 USA
All Rights Reserved. Patent Pending.
MADE IN CHINA

Customer Service
1-800-816-1135

R/C CONTROL . READY TO FLY!

SHADOW CASTER™



BATTERIES REQUIRED: 10 x "C", 1 x "9v" (sold separately)
Full charge will take approximately 5 min 30 sec.

WARNING! Always use under direct adult supervision. For use with ages 8 and up. Please read instruction booklet carefully before operating Shadow Caster. Please keep instruction booklet and display box for future reference.

Any Question..

PLEASE DO NOT TAKE YOUR PRODUCT TO THE STORE

Call our Customer Service: Kid Galaxy, Toll free at 1-800-816-1135

1. WARNINGS

PLEASE READ THIS CAREFULLY BEFORE USING.

- * Please play in an open field. Do not play near or on a road or railway, near buildings, trees or overhead power cables or near other people. Please confirm your play area is safe before using.
- * If the Shadow Caster is caught on a building, tree or power cable, do not climb to retrieve it. Please ask an adult to notify the owner of the building, tree or power cable as there may be an electric current present.
- * When you are flying the Shadow Caster, keep it in your sight. Make sure people nearby know you are flying your Shadow Caster.
- * Keep your body, fingers, face, clothing and hair away from the moving propellers.
- * It is recommended that children should be under adult supervision when they are playing with the Shadow Caster.
- * Not recommended for children under eight years old.
- * Do not touch the metal part on the battery charger with your finger, body or any metal object. It may cause excessive heat, battery leakage or explosion.
- * This product is for outdoor use only. Do not use indoors.

The improper use of the rechargeable cell (non-removable) within the plane may cause excessive heat, cell leakage, explosion, damage the product and the surrounding objects, or lead to injury. Please read the instructions below :

- * Do not charge without fully discharging the Shadow Caster. Repeated overcharging can lead to deterioration in battery performance.
- * Never touch the metal contact part with a metal object. This may cause a shock and can be dangerous.
- * Stop use when it becomes wet. Moisture may cause a short circuit and can be dangerous.
- * Keep away from water or fire. Do not disassemble or solder the product.
- * Keep away from fire or hot and/or humid environments.
- * Do not use any electricity source other than the charger included in this package. Other charging sources may cause damage or lead to injury.

The improper use of the controller batteries may cause excessive heat, battery leakage, explosion and damage or lead to injury. Please read the instructions below.

- * Only use "C" alkaline batteries.
- * Never use rechargeable batteries in the charger or the controller.
- * Do not mix old and new batteries.
- * Turn off the power when installing or replacing the batteries.
- * Please install the batteries with the correct polarity, as indicated by the +/- signs.
- * Remove the batteries when the product is not in use.
- * Do not short circuit or disassemble. Keep away from fire.
- * If any batteries you are using start to leak, carefully remove them without letting them contact any part of the body, properly dispose of batteries and replace with fresh batteries.

Other cautions when using the Shadow Caster and the controller

- * When other radio controlled products with the same frequency are used nearby, this may cause interference and the Shadow Caster may not fly. (When the propellers on the Shadow Caster spin erratically, this may be evidence of frequency interference.)
- * Do not bend, tear, strongly hit, or drop the plane, charger, antenna shaft or antenna wire.
- * Do not put any object onto the stem of the propellers.
- * Do not start the Shadow Caster when the propellers are unable to move freely.
- * When any of the propellers are broken or missing, do not fly the Shadow Caster.
- * Do not expose to or drop in water! If the Shadow Caster or the controller are exposed to water, turn off the power at once (taking care not to touch your skin) and do not touch the Shadow Caster until it is completely dried out.
- * Striking any part of the plane while the Shadow Caster is being charged may damage the connector.
- * When the charge is done, remove the Shadow Caster from the charger.
- * Do not place anything on top of your Shadow Caster. Do not leave your Shadow Caster upside down resting on its wing tips. If you do either of these, they may cause the foam to deform and the wings to become distorted. If this happens, your Shadow Caster may not fly. To preserve the life of your Shadow Caster, be careful to store the Shadow Caster in a safe place with nothing resting on it, and never store the Shadow Caster in an upside down position.