


DRIFTING AND RACING CYCLE ACTION!




BATTERIES REQUIRED: 5 X "AA" cells, 1 X 9V cell (sold separately)
WARNING! Always use under direct adult supervision. For use by ages 3 and up.
 Please read instruction booklet carefully before operating CyberCycle.
 Please keep instruction booklet and display box for future reference.

Any Questions?

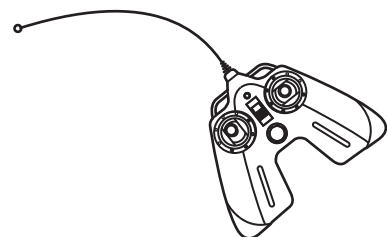
Email our Customer Service Dept.: customerservice@kidgalaxy.com
 Call our Customer Service Dept.: Kid Galaxy Customer Service, Toll Free 1-800-816-1135




PACKAGE CONTENTS



CyberCycle

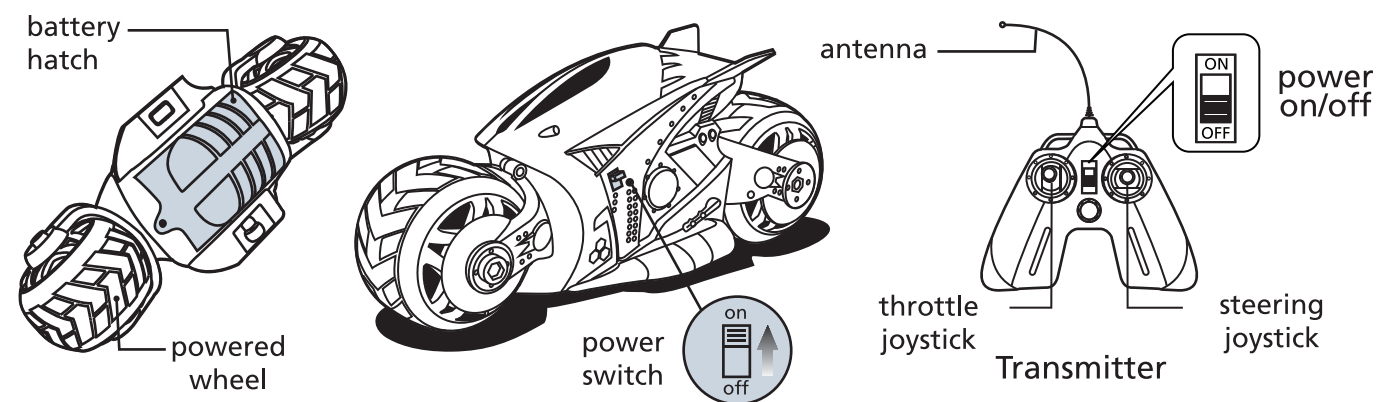


Transmitter

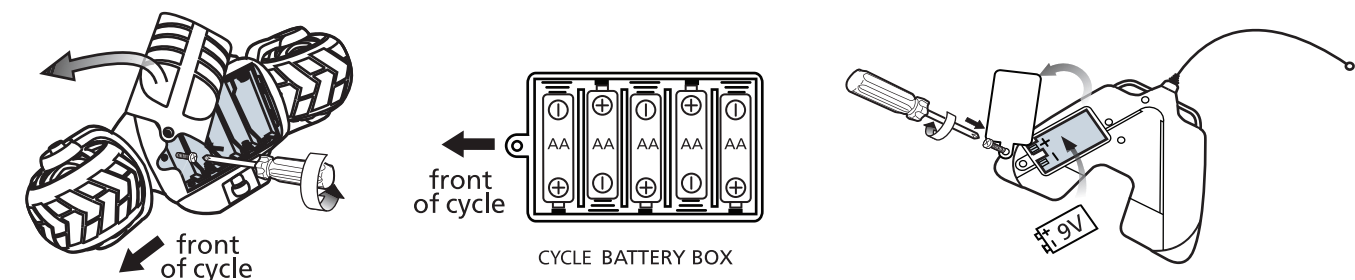


Instructions

PRODUCT DESCRIPTION



BATTERY INSTALL/REPLACEMENT



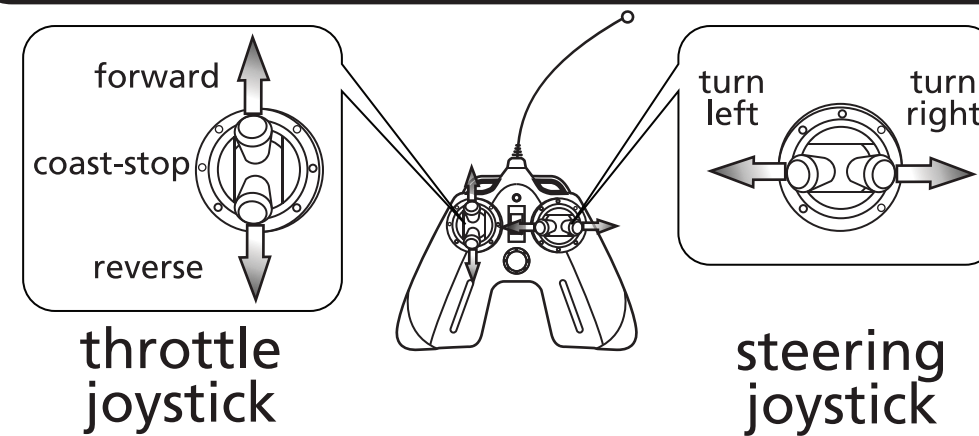
1. Unscrew and remove battery cover with Phillips screwdriver.
2. Insert 5 "AA" batteries with polarity as shown in battery box.
3. Replace battery hatch and fasten in place with screw driver.

Cycle

1. Unscrew battery cover on rear controller with Phillips screwdriver.
2. Install 9 V battery with polarity as shown in battery box.
3. Replace battery cover and fasten in place with screwdriver.

Transmitter

DRIVING YOUR CYBERCYCLE



Basic Operation

- 1) Turn power switches on both the cycle and the transmitter
- 2) Make steering and throttle inputs slowly at first
- 3) Cybercycle works best on non-smooth surfaces (asphalt, carpet, concrete)
- 4) Steering too severely causes your cycle to "spin out".

WARNING!

- 1) Run time for CyberCycle is approx. 30-45 minutes.
- 2) Only operate your cycle on sidewalks and playgrounds but NOT on roads where traffic is present.
- 3) Avoid using your cycle outside when it is raining, snowing, thundering or in strong winds or other poor weather conditions

PLEASE READ THIS CAREFULLY BEFORE USING.

- When you are running your CyberCycle, always keep it in your sight. Keep your CyberCycle away from roads or other areas where you might collide with people, pets or cars.
- When you are running the CyberCycle, always keep it in your sight. Avoid driving your CyberCycle under parked cars, etc.
- Keep your fingers, hair, face and clothing away from the spinning front or rear wheels.
- It is recommended that children should be under adult supervision when they are playing with the CyberCycle.
- Do not play on a wet surface.
- Keep away from fire or hot and/or humid environments.
- Do not disassemble the product.
- Do not place any objects on the spinning wheels.
- Do not start your CyberCycle when the front and rear wheels are unable to turn freely.
- Please keep this toy from children under 5 years old.

The improper use of the controller batteries may cause excessive heat, battery leakage, explosion and damage or lead to injury. Please read the instructions below.

- Only use "AA" alkaline batteries.
- Do not mix alkaline, standard (carbon-zinc), or rechargeable (nickle-cadmium batteries).
- Do not mix old and new batteries.
- Turn off power when installing or replacing batteries.
- Please install the batteries with the correct polarity, as indicated by the +/- signs.
- Remove the batteries when the product is not in use.
- Do not short circuit or disassemble. Keep away from fire.

Other cautions when using the CyberCycle and its controller/transmitter:

- If any batteries you are using start to leak, carefully remove them without letting them contact any part of the body, properly dispose of batteries and replace with fresh batteries.
- When other radio controlled products with the same frequency are used nearby, this may cause interference and your CyberCycle may not work properly.
- Do not bend, tear, strongly hit or drop the boat, transmitter, antenna shaft, or antenna wire.

FCC REQUIREMENT

CAUTION: changes or modifications not expressly approved by the party responsible for compliance could void the user's authority to operate the equipment.

NOTE: This equipment has been tested and found to comply with the limits for a Class B digital device, pursuant to part 15 of the FCC Rules. These limits are designed to provide reasonable protection against harmful interference in a residential installation. This equipment generates, uses and can radiate radio frequency energy and, if not installed and used in accordance with the instructions, may cause harmful interference to radio communications. However, there is no guarantee that interference will not occur in a particular installation.

If this equipment does cause harmful interference to radio or television reception, which can be determined by turning the equipment off and on, the user is encouraged to try to correct the interference by one or more of the following measures:

- Reorient or relocate the receiving antenna.
- Increase the separation between the equipment and receiver.
- Consult the dealer or an experienced radio/TV technician for help.
- Connect the equipment into an outlet on a circuit different from that to which the receiver is connected.

Toll Free Hot Line: 800-816-1135

WARNING:
CHOKING HAZARD- Small parts
 Not for children under 3 years.

www.kidgalaxy.com
 Kid Galaxy, Inc.
 150 Dow Street,
 Tower 2, Suite 425B
 Manchester, NH 03101

