

FCC NOTICE

1. This equipment has been tested and found to comply with the limits for a Class B digital device, pursuant to Part 15 of the FCC rules. These limits are designed to provide reasonable protection against harmful interference in a residential installation.

This equipment generates, uses and can radiate radio frequency energy and, if not installed and used in the accordance with the instructions, may cause harmful interference to radio communications. However, there is no guarantee that interference will not occur in a particular installation.

If this equipment does cause harmful interference to radio or television reception, which can be determined by turning the equipment on and off, the user is encouraged to try to correct the interference by one or more of the following measures:

- Reorient or relocate the receiving antenna.
- Increase the separation between the equipment and receiver.
- Connect the equipment into an outlet on a circuit different from that to which the receiver is connected.
- Consult the dealer or an experienced radio/tv technician for help.

2. Caution: changes or modifications not expressly approved by the party responsible for compliance could void the user's authority to operate the equipment.

This device complies with part 15 of the FCC Rules. Operation is subject to the following two conditions:

(1) this device may not cause harmful interference, and (2) this device must accept any interference received, including interference that may cause undesired operation.

Frequency Channel: 27.145 MHz Field Strength: 66.44 dBµV/m @ 3m

Frequency Channel: 49.860 MHz Field Strength: 72.75 dBµV/m @ 3m

This device complies with RSS-310 of Industry Canada. Operation is subject to the condition that this device does not cause harmful interference.

"Operation is subject to the following two conditions: (1) this device may not cause interference, and (2) this device must accept any interference, including interference that may cause undesired operation of the device."

NOTE: Changes or modifications not expressly approved by the manufacturer could void user's authority to operate this device.

The radio circuitry in your vehicle and remote controller is sensitive. Radio interference can affect the control of your vehicle. You may have to choose another location to operate your vehicle.

Toll Free Hot Line: 800-816-1135

www.kidgalaxy.com

Kid Galaxy, Inc. 150 Dow St., Ste. 425B, Manchester, NH 03101, U.S.A.

Product Manufactured In China

Kid Galaxy[®]

Copyright ©2004 Kid Galaxy, Inc.

Morphibian Series

WARNING:
CHOKING HAZARD - Small parts
Not for children under 3 years.

MORPHIBIANS™

User Manual

INTRODUCTION

Morphibians are unique 4x4 amphibious vehicles with full function radio control. This rugged vehicle can traverse the terrain and drive to water instantly. With the full function R/C handset you can control all the action from a distance away!

OPERATION TIPS AND HELPFUL HINTS

- **Avoid** playing in salt water; this may cause rust to form.
- If your vehicle starts to lose power, it may experience loss of functions and performance. If this happens, simply replace the batteries in vehicle and handset.
- Your **Morphibian R/C** operates via radio waves. It is possible that the vehicle may not perform properly due to interference from devices such as cordless phones, hair dryer, radio, walkie talkie or other radio control toys.
- **Morphibian** vehicles are designed to take on water. To improve on-water performance, after playing with the R/C in water, it is advised to drain the water out of the hull. Drainage holes are located at the bottom of the vehicle.
- After playing in water, wipe your **Morphibian** dry with a clean, dry towel.
- Do not operate during electrical storms.
- Only only in fresh water with little to no current.
- Do not operate in water during heavy winds.
- Avoid wetting the antenna on the vehicle.
- Avoid reducing the length of the antenna on the vehicle.

INSTALLATION OF BATTERIES

BATTERY REQUIREMENTS:

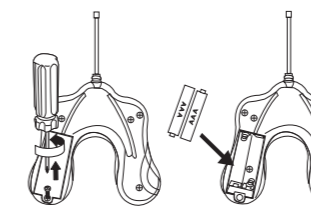
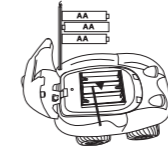
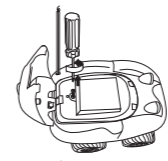
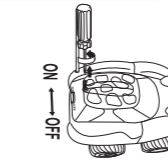
- Handset: 2 x AAA SIZE alkaline (1.5v) batteries.
- Vehicle: 3 x AA SIZE alkaline (1.5v) batteries.

Vehicle:

1. Unscrew the roof with Phillips screwdriver to expose the battery box.
2. Unscrew The battery door and insert 3-AA batteries with polarities shown inside battery compartment.
3. Replace the battery cover and screw shut.
4. Replace roof and screw shut.
5. Turn switch ON to start your **Morphibian**.

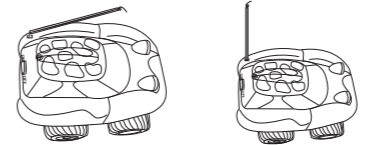
Handset:

1. Unscrew the battery cover on underside of controller with Phillips screwdriver.
2. Insert 2-AAA batteries with polarities shown in battery compartment.
3. Replace the battery cover and screw shut.

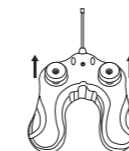


INSTALLATION OF ANTENNA-TUBE

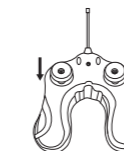
Insert tube into antenna-tube holder.



HOW TO PLAY!



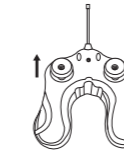
FORWARD:
press both keys forward



REVERSE:
pull both keys back



TURN LEFT:
push right key only to turn left



TURN RIGHT:
push left key only to turn right

SAFETY PRECAUTIONS

- Please read instructions thoroughly before operating this vehicle.
- Adult supervision is recommended. Keep out of reach of children 3 and younger.
- Children should be aware of dangers associated with playing near water before operating near or around water.
- Always select a safe place to play. Never drive your vehicle on populated streets.
- Keep fingers, hair and loose clothing away from tires, wheel hubs and motors while vehicle is switched on.
- Do not use chemicals on the **Morphibian** or transmitter, they can deform or damage the product.
- Do not mix different brands of batteries.
- Do not mix new and used batteries.
- Do not mix alkaline, standard (Carbon-Zinc) or rechargeable (Ni-Cad) batteries.
- Batteries must be inserted with the correct polarities as shown in the battery compartments.
- Exhausted batteries should be removed from the vehicle and disposed of properly. Do not dispose in fire as batteries may leak or exploded.
- Batteries should be replaced by an adult.
- Please keep these instructions for future reference.

KID GALAXY INC. LIMITED WARRANTY

Kid Galaxy's products are covered under a limited 60 day warranty against manufacturer defects. If a product is deemed defective and falls within the 60 day period, Kid Galaxy will repair or replace it at no charge. We require a copy of the original sales receipt to validate the purchase. Product must be purchased within US or Canada to be eligible. Please email us at: customerservice@kidgalaxy.com or call us!