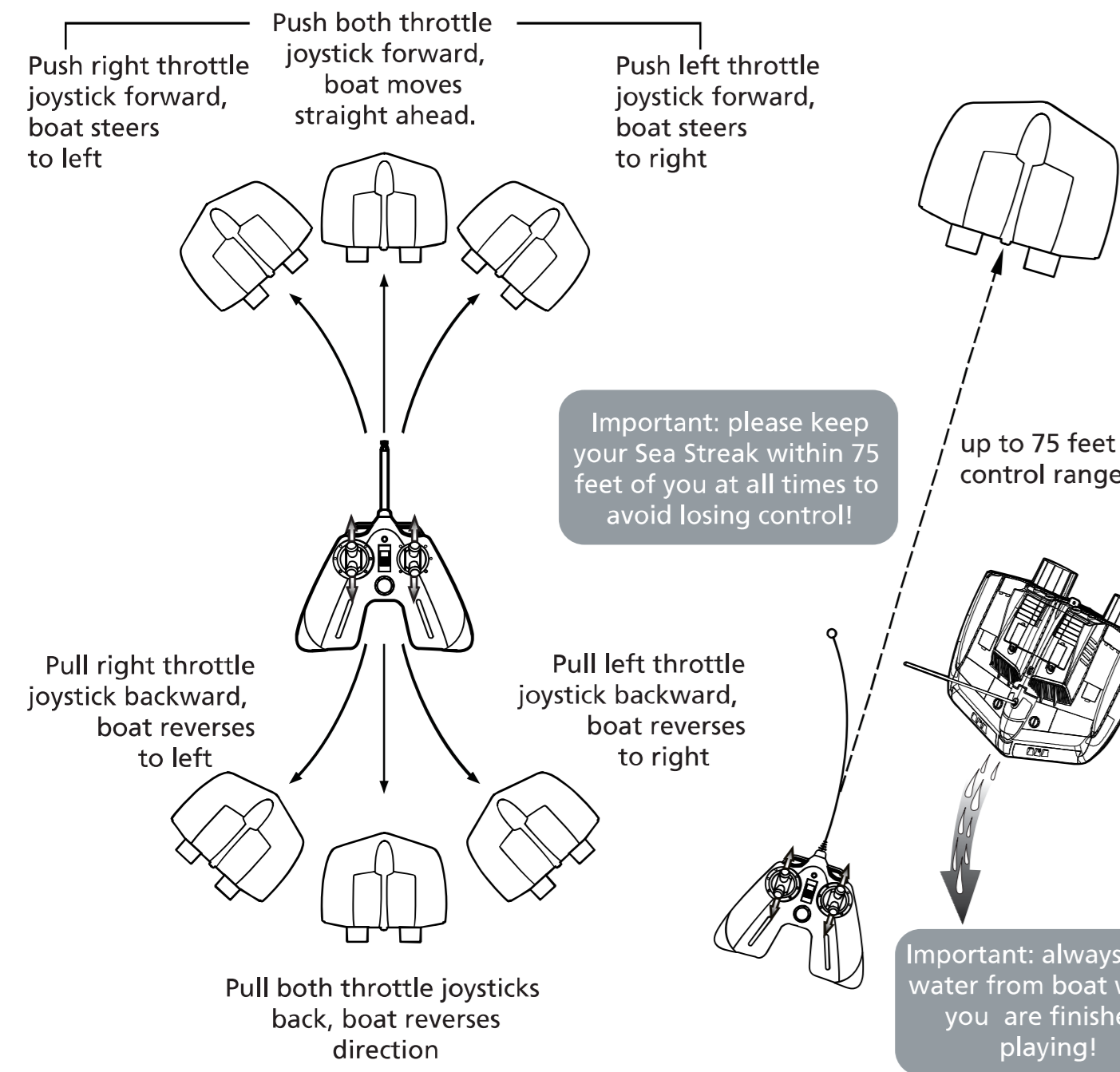
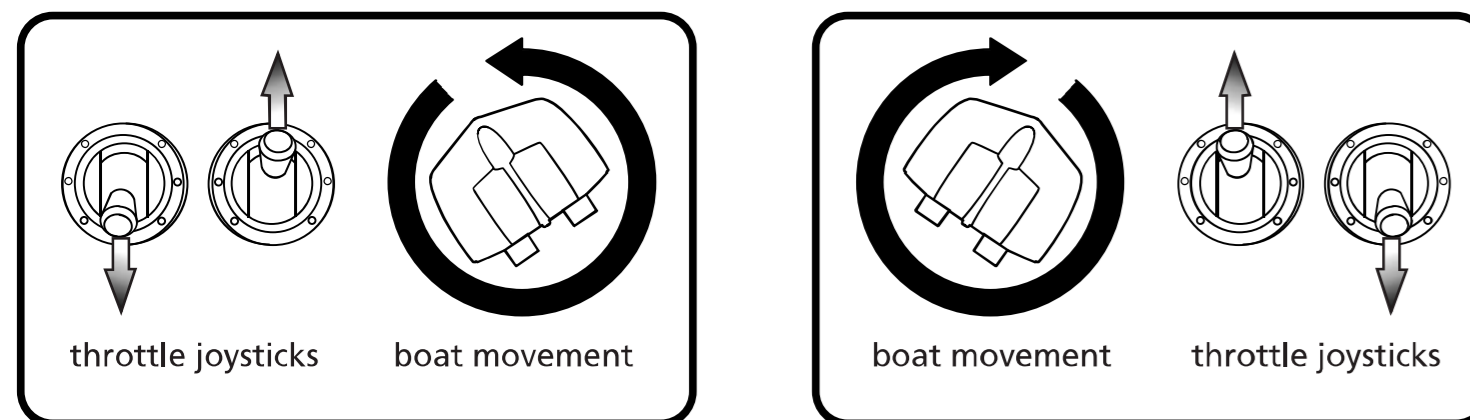


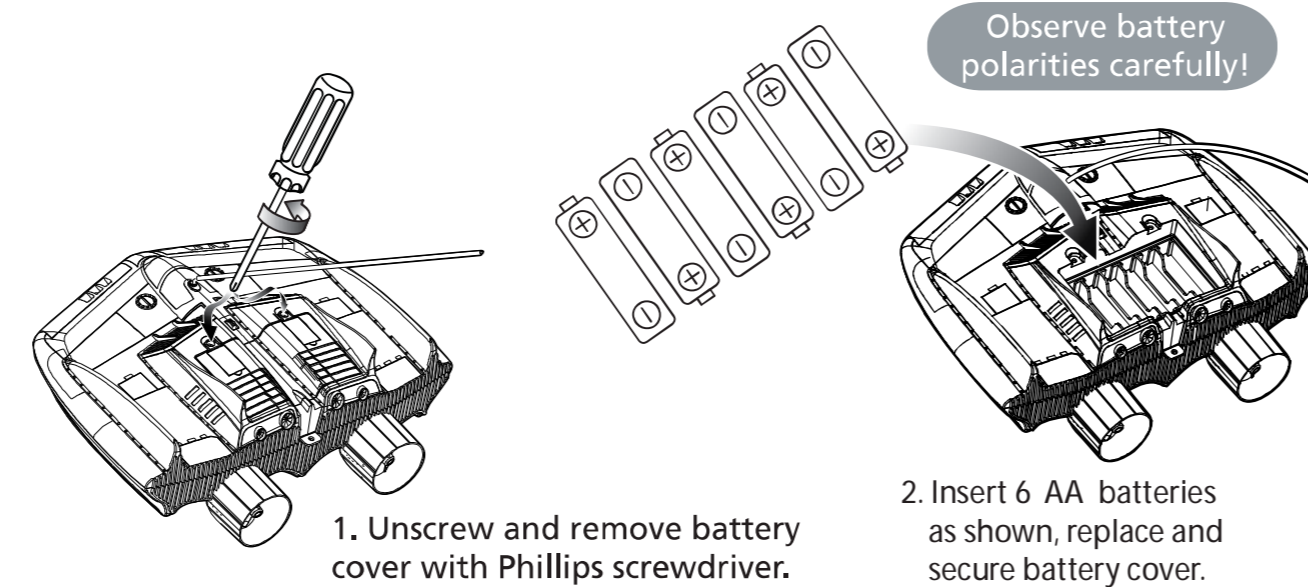
## BASIC CONTROL FUNCTIONS



## INPLACE TURNING

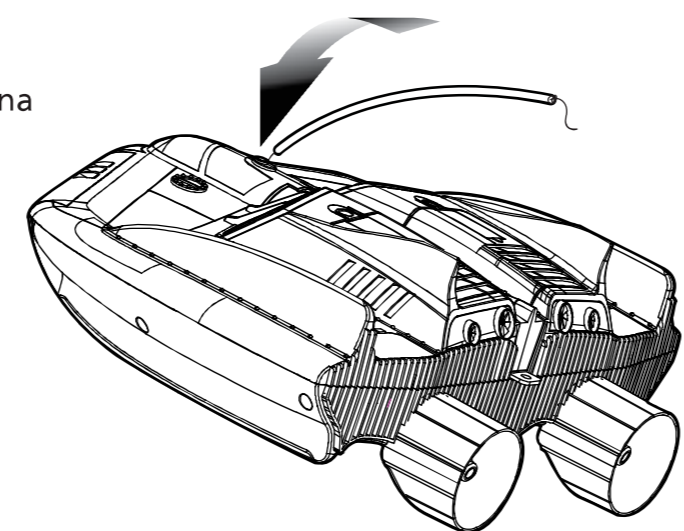


## BATTERY INSTALL / REPLACE



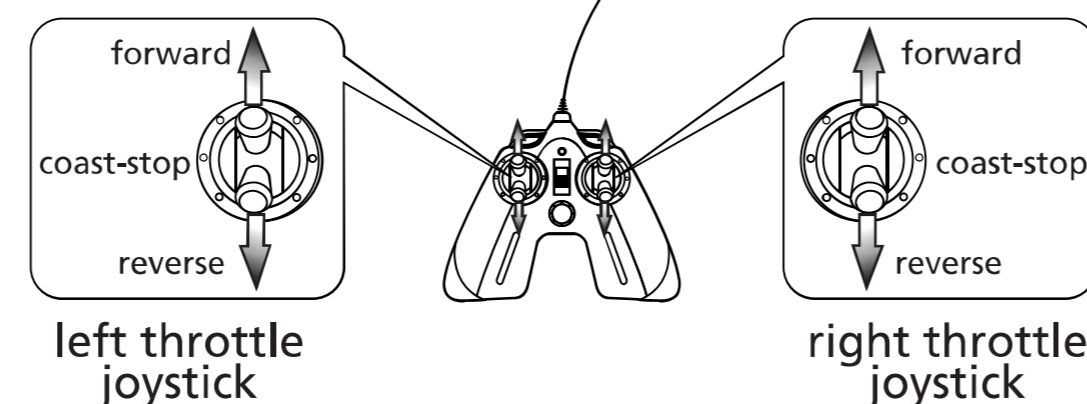
## SET UP

1. Press end of antenna tube firmly into antenna mounting hole until it is seated.



## TRANSMITTER CONTROLS AND OPERATION

Turn on transmitter and boat power switches!

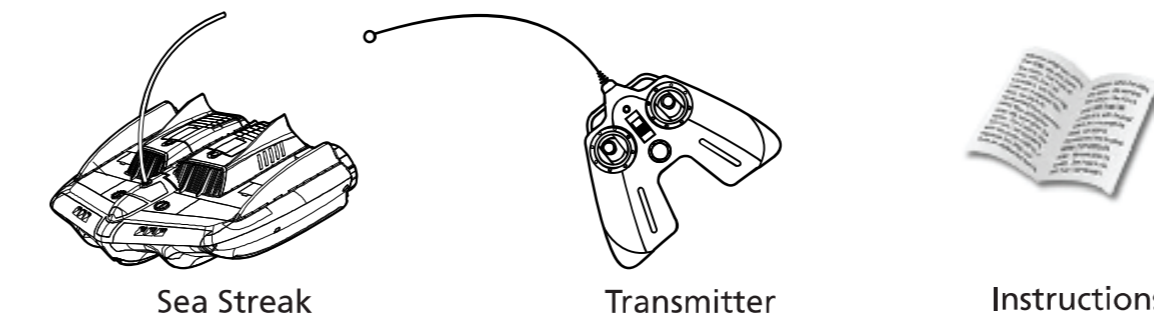


## RADIO CONTROL . READY TO RUN!

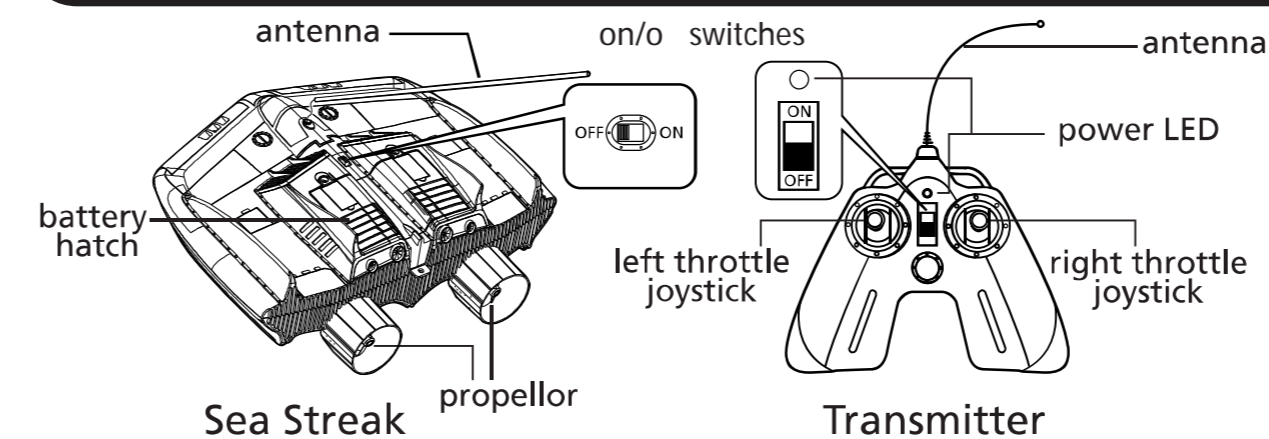


BATTERIES REQUIRED: 6 X "AA" cells, 1 X 9V cell (sold separately)  
 WARNING! Always use under direct adult supervision. For use by ages 8 and up. Please read instruction booklet carefully before operating Sea Streak. Please keep instruction booklet and display box for future reference.  
 Any Questions?  
 Email our Customer Service Dept.: customerservice@kidgalaxy.com  
 Call our Customer Service Dept.: Kid Galaxy Customer Service, Toll Free 1-800-816-1135

## CONTENTS



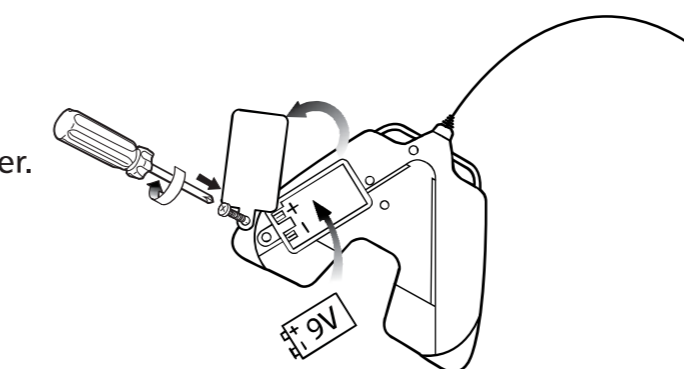
## PRODUCT DESCRIPTION



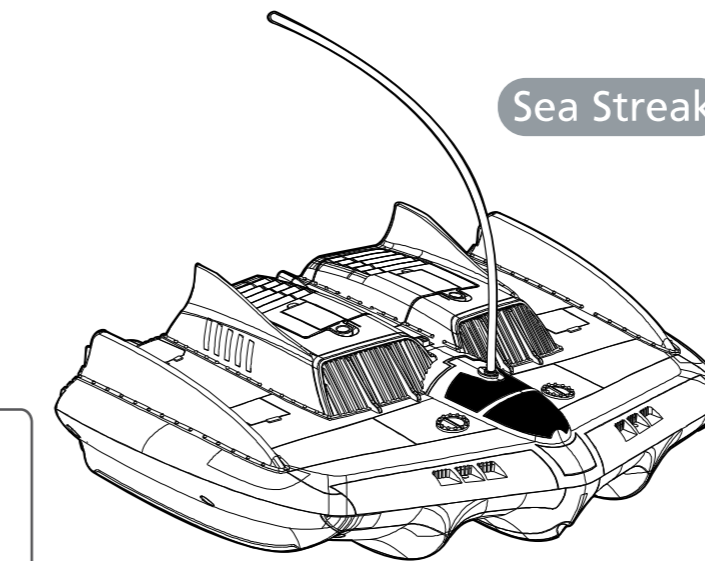
## BATTERY INSTALL / REPLACE

### Transmitter

1. Unscrew battery cover on rear controller with Phillips screwdriver.
2. Install 9 V battery with polarity as shown in battery box.
3. Replace battery cover and fasten in place with screwdriver.



## Sea Streak



## WARNING!

- 1) Run time for Sea Streak is approx. 25-30 minutes. Please steer your boat towards shore before battery power is exhausted.
- 2) Run your Sea Streak in fresh water only. Avoid running your Sea Streak in areas being used by power boats, sailboats and other potential hazards.
- 3) Always run your Sea Streak on calm, clear days when there are no storms, high winds, etc. DO NOT run your boat when it is raining, snowing, thundering, or in strong winds or other poor weather conditions. DO NOT run your boat when the outside temperatures are under 45 degrees Fahrenheit.

### PLEASE READ THIS CAREFULLY BEFORE USING.

- Do not immerse your transmitter, it is NOT water-resistant.
- Please run your Sea Streak on lakes, ponds, pools or other fresh water bodies of water ONLY! Do not use your boat in any salt water body or you will cause damage to your boat.
- If the Sea Streak becomes snagged on sunken trees, rocks or other obstacles, do not try to retrieve it. Please ask an adult to help you if the Sea Streak does not return to shore.
- When you are running the Sea Streak, always keep it in your sight. Keep your Sea Streak away from people fishing or otherwise enjoying water sports.
- Keep your fingers, hair, face and clothing away from the spinning propellers.
- It is recommended that children should be under adult supervision when they are playing with the Sea Streak.
- There are small parts included in this product. Do not put any of the parts in your mouth.
- Do not immerse your transmitter antenna in water while running the Sea Streak. It may cause loss of signal or allow rust to form on antenna, damaging it.
- Always dry your Sea Streak off completely after water play.
- Always allow excess moisture to drip out of boat by holding boat pointing up at bow while water drips from rear of boat.
- Keep away from fire or hot and/or humid environments.
- Do not disassemble the product.
- Do not run the Sea Streak if there are any electrical power sources near you or the shore.

The improper use of the controller batteries may cause excessive heat, battery leakage, explosion and damage or lead to injury. Please read the instructions below.

- Only use "AA" alkaline batteries.
- Do not mix alkaline, standard (carbon-zinc), or rechargeable (nickle-cadmium batteries).
- Do not mix old and new batteries.
- Turn off power when installing or replacing batteries.
- Please install the batteries with the correct polarity, as indicated by the +/- signs.
- Remove the batteries when the product is not in use.
- Do not short circuit or disassemble. Keep away from fire.

### Other cautions when using the Sea Streak and its controller/transmitter:

- If any batteries you are using start to leak, carefully remove them without letting them contact any part of the body, properly dispose of batteries and replace with fresh batteries.
- When other radio controlled products with the same frequency are used nearby, this may cause interference and your Sea Streak may not work properly.
- Do not bend, tear, strongly hit or drop the boat, transmitter, antenna shaft, or antenna wire.
- Do not place any object onto the propellor stem.
- Do not start the Sea Streak when the propellor is unable to spin freely.

## FCC REQUIREMENT

1. This equipment has been tested and found to comply with the limits for a Class B digital device, pursuant to Part 15 of the FCC rules. These limits are designed to provide reasonable protection against harmful interference in a residential installation. This equipment generates, uses and can radiate radio frequency energy and, if not installed and used in the accordance with the instructions, may cause harmful interference to radio communications. However, this is no guarantee that interference will not occur in a particular installation.

If this equipment does cause harmful interference to radio or television reception, which can be determined by turning the equipment on and off, the user is encouraged to try to correct the interference by one or more of the following measures:  
 -- Reorient or relocate the receiving antenna.  
 -- Increase the separation between the equipment and receiver.  
 -- Consult the dealer or an experienced radio/tv technician for help.

2. THE MANUFACTURER IS NOT RESPONSIBLE FOR ANY RADIO OR TV INTERFERENCE CAUSED BY UNAUTHORIZED MODIFICATIONS TO THIS EQUIPMENT. SUCH MODIFICATIONS COULD VOID THE USER AUTHORITY TO OPERATE THE EQUIPMENT

## KID GALAXY INC. LIMITED WARRANTY

Kid Galaxy's products are covered under a limited 60 day warranty against manufacturer defects. If a product is deemed defective and falls within the 60 day period, Kid Galaxy will repair or replace it at no charge. We require a copy of the original sales receipt to validate the purchase. Product must be purchased within US or Canada to be eligible. Please email us at: customerservice@kidgalaxy.com or call us!



Toll Free Hot Line: 800-816-1135  
 www.kidgalaxy.com  
 Kid Galaxy, Inc. 150 Dow St., Ste. 425B, Manchester, NH 03101  
 Product Manufactured In China



Copyright 2009 © Kid Galaxy, Inc.