



---

# Operation Manual

## FreeStyle & GT

### 41, 31, 21 LED



**KINO FLO**  
Lighting Systems

# FreeStyle Systems



**SYS-F41U** FreeStyle 41 LED DMX System,  
Univ

**SYS-F41TU** FreeStyle/GT 41 LED DMX System,  
Univ



**SYS-F31U** FreeStyle 31 LED DMX System,  
Univ

**SYS-F31TU** FreeStyle/GT 31 LED DMX System,  
Univ



**SYS-F21U** FreeStyle 21 LED DMX System,  
Univ

**SYS-F21TU** FreeStyle/GT 21 LED DMX System,  
Univ


## Each FreeStyle LED System consists of:

- 1 FreeStyle LED Fixture or 1 x FreeStyle/GT LED Fixture
- 1 Mounting Plate
- 1 Extension Cable
- 1 LED Controller

# FreeStyle System Components



- CFX-F41** FreeStyle 41 LED Fixture
- CFX-F31** FreeStyle 31 LED Fixture
- CFX-F21** FreeStyle 21 LED Fixture



- CFX-F41T** FreeStyle/GT 41 LED Fixture
- CFX-F31T** FreeStyle/GT 31 LED Fixture
- CFX-F21T** FreeStyle/GT 21 LED Fixture



- MTP-BG41** KinoGrip 41K Mount w/  
Baby Receiver (16mm)




- X12-25** FreeStyle Extension, 25ft



- LED-151X-120U**  
FreeStyle 151 LED DMX Controller, Univ 120U
- LED-151X-230U**  
FreeStyle 151 LED DMX Controller, Univ 230U

## Included w/ all FreeStyle & GT Fixtures



- LVR-SL290-P** FreeStyle 21 Louver/HP, 90°
- LVR-SL390-P** FreeStyle 31 Louver/HP, 90°
- LVR-SL490-P** FreeStyle 41 Louver/HP, 90°

# FreeStyle 41 LED DMX Kits



**FreeStyle 41 LED DMX Kit  
w/ Travel Case**

## **KIT-F41U**

FreeStyle 41 LED DMX Kit w/ Travel Case, Univ

### **Kit Contents:**


- 1 FreeStyle 41 LED Fixture
- 1 FreeStyle 151 LED Controller
- 1 MTP-BG41 Mount w/ Baby Receiver (16mm)
- 1 Extension, 25ft
- 1 Louver, 90°
- 1 Travel Case

### **Dimensions:**

54.5 x 21 x 9"  
(138.5 x 53.5 x 23cm)

### **Weight:**

49 lb  
(22.2kg)



**FreeStyle/GT 41 LED DMX Kit  
w/ Travel Case**

## **KIT-F41TU**

FreeStyle/GT 41 LED DMX Kit w/ Travel Case, Univ

### **Kit Contents:**

- 1 FreeStyle/GT 41 LED Fixture
- 1 FreeStyle 151 LED Controller
- 1 MTP-BG41 Mount w/ Baby Receiver (16mm)
- 1 Extension, 25ft
- 1 Louver, 90°
- 1 Travel Case

### **Dimensions:**

54.5 x 21 x 9"  
(138.5 x 53.5 x 23cm)

### **Weight:**

46 lb  
(20.9kg)

# FreeStyle 31 LED DMX Kits



**FreeStyle 31 LED DMX Kit  
w/ Soft Case**

## **KIT-F31BU**

FreeStyle 31 LED DMX Kit, Univ w/ Soft Case

### **Kit Contents:**

- 1 FreeStyle 31 LED Fixture
- 1 FreeStyle 151 LED Controller
- 1 MTP-BG41 Mount w/ Baby Receiver (16mm)
- 1 Extension, 25ft
- 1 Louver, 90°
- 1 Soft Case

### **Dimensions:**

42.5 x 16.5 x 7.5"  
(108 x 42 x 19cm)

### **Weight:**

29 lb  
(13kg)



**FreeStyle 31 LED DMX Kit  
w/ Flight Case**

## **KIT-F31U**

FreeStyle 31 LED DMX Kit w/ Flight Case

### **Kit Contents:**

- 1 FreeStyle 31 LED Fixture
- 1 FreeStyle 151 LED Controller
- 1 MTP-BG41 Mount w/ Baby Receiver (16mm)
- 1 Extension, 25ft
- 1 Louver, 90°
- 1 Flight Case

### **Dimensions:**

46 x 16.5 x 11"  
(117 x 42 x 28cm)

### **Weight:**

49.5 lb  
(22kg)



**Gaffer/FS 31 LED DMX Kit  
(2-Unit)**

## **KIT-F32U**

Gaffer/FS 31 LED DMX Kit, Univ (2-Unit)

### **Kit Contents:**


- 2 FreeStyle 31 LED Fixture
- 2 FreeStyle 151 LED Controller
- 2 MTP-BG41 Mount w/ Baby Receiver (16mm)
- 2 Extension, 25ft
- 2 Louver, 90°
- 1 Ship Case

### **Dimensions:**

43.5 x 18.5 x 13"  
(110.5 x 47 x 33cm)

### **Weight:**

75 lb  
(34kg)



**FreeStyle/GT 31 LED DMX Kit  
w/ Travel Case**

**KIT-F31TU**

FreeStyle/GT 31 LED DMX Kit w/ Travel Case, Univ

**Kit Contents:**

- 1 FreeStyle/GT 31 LED Fixture
- 1 FreeStyle 151 LED Controller
- 1 MTP-BG41 Mount w/ Baby Receiver (16mm)
- 1 Extension, 25ft
- 1 Louver, 90°
- 1 Travel Case

**Dimensions:**

45.5 x 16.5 x 9"  
(115.6 x 42 x 23cm)

**Weight:**

38.7 lb  
(17.6kg)

# FreeStyle 21 LED DMX Kits



**FreeStyle 21 LED DMX Kit  
w/ Soft Case**

**KIT-F21BU**

FreeStyle 21 LED DMX Kit, Univ w/ Soft Case

**Kit Contents:**

- 1 FreeStyle 21 LED Fixture
- 1 FreeStyle 151 LED Controller
- 1 MTP-BG41 Mount w/ Baby Receiver (16mm)
- 1 Extension, 25ft
- 1 Louver, 90°
- 1 Soft Case

**Dimensions:**

31 x 18 x 7.5"  
(79 x 46 x 19cm)

**Weight:**

24.5 lb  
(11kg)



**FreeStyle 21 LED DMX Kit  
w/ Flight Case**

**KIT-F21U**

FreeStyle 21 LED DMX Kit w/ Flight Case

**Kit Contents:**

- 1 FreeStyle 21 LED Fixture
- 1 FreeStyle 151 LED Controller
- 1 MTP-BG41 Mount w/ Baby Receiver (16mm)
- 1 Extension, 25ft
- 1 Louver, 90°
- 1 Flight Case

**Dimensions:**

30 x 21 x 10.5"  
(76 x 53 x 27cm)

**Weight:**

39.5 lb  
(18kg)



**Interview/FS 21 LED DMX Kit  
(2-Unit)**

**KIT-F22U**

Interview/FS 21 LED DMX Kit, (2-Unit)

**Kit Contents:**

- 2 FreeStyle 21 LED Fixture
- 2 FreeStyle 151 LED Controller
- 2 MTP-BG41 Mount w/ Baby Receiver (16mm)
- 2 Extension, 25ft
- 2 Louver, 90°
- 1 Ship Case

**Dimensions:**

36 x 20.5 x 13"  
(91.5 x 52 x 33cm)

**Weight:**

66.5 lb  
(30kg)



**FreeStyle/GT 21 LED DMX Kit  
w/ Travel Case**

**KIT-F21TU**

FreeStyle/GT 21 LED DMX Kit w/ Travel Case, Univ

**Kit Contents:**

- 1 FreeStyle/GT 21 LED Fixture
- 1 FreeStyle 151 LED Controller
- 1 MTP-BG41 Mount w/ Baby Receiver (16mm)
- 1 Extension, 25ft
- 1 Louver, 90°
- 1 Travel Case

**Dimensions:**

28.5 x 16 x 8.5"  
(72.4 x 40.6 x 21.6cm)

**Weight:**

27.5 lb  
(12.5kg)

# Power



## AC Input

The FreeStyle 151 LED DMX Controller is powered AC and includes an IEC connection. It also includes a 12ft power cord with a locking IEC connector.

The FreeStyle 151 LED DMX has a built-in power supply with universal input from 100-240VAC.



## Ambient Operating Temperature

The FreeStyle 151 LED DMX is designed to operate at temperatures from 14°F to 104°F (-10°C to 40°C).

## DC Input

The FreeStyle 151 LED DMX can also be operated on 24VDC (input range 18-36VDC) through a 3-Pin XLR. The pin polarity is:

Pin # 1 – Ground

Pin # 2 + 18-36VDC

Pin # 3 not used



## Note:


A low voltage warning will display if input DC voltage is under 18VDC. Photo example: **LOW VDC: 16**



# FreeStyle Fixture Assembly




The FreeStyle LED Fixture is comprised of a removable Fixture Shell, LED panel and Louver. The Louver is held in place with Velcro fasteners.




The FreeStyle/GT includes Gaffer Tray in place of Plastic Shell.



To remove the LED panel from the fixture housing, press the locking pin and turn thumbscrew to release LED panel.




Lift LED panel from metal tray.



Slide LED panel from fixed pins.

To replace, reverse the procedure.

# Removable Mount



Align the center pin of the mounting plate to the center hole on the mating plate.




Rotate plate clockwise until the four shoulder rivets drop into the receptacle. A locking pin will snap into place when the plate is properly seated.

The **yellow wire loop** provides an attachment point for a safety chain.



**To remove the plate**, pull up on the locking pin and reverse the mounting procedure.



The FreeStyle/GT Gaffer Tray & Panel also has a mating plate to accept the twist-on mount plate.

# Mounting the Controller



Insert the 4 rubber feet of the controller into the 4 holes in the fixture.

Secure the Controller to the fixture with the Velcro fastening strap.

Connect the harness to the Controller. Align the key ways on the harness connector with the circular receptacle on the ballast. Rotate the silver locking ring until it clicks into the lock position.

# Extension Cable



The FreeStyle LED fixture can be used with the controller directly attached or remotely, using a 25ft extension cable. Remote operation of the controller provides more rigging options.

To insert the cable, align the key ways on the extension cable with the circular receptacle on the controller. Rotate the silver locking ring until it clicks into the lock position.

# Mount Options



**MTP-BAL1**



The Controller can be mounted to a stand with a ballast mount accessory, **MTP-BAL1** and mafer clamp.

# SnapBag & SnapGrid



The SnapBag accessory is a lightweight fabric tailor-made for the FreeStyle LED. It slips over the fixture and is attached with straps. The reflective material intensifies the soft light. The removable grid cloth attaches to the inside with Velcro.

**DFS-FS41-S** FreeStyle 41 SnapBag w/ 2 x Diffusion

**DFS-FS31-S** FreeStyle 31 SnapBag w/ 2 x Diffusion

**DFS-FS21-S** FreeStyle 21 SnapBag w/ 2 x Diffusion



The SnapGrid accessory is constructed of pre-stretched fireproof fabric with a built-in stainless steel frame. It unfolds and snaps into place. This model requires the use with the corresponding SnapBag; it is not designed to be used by itself.

**LVR-FS440-S** FreeStyle 41 SnapGrid 40°

**LVR-FS340-S** FreeStyle 31 SnapGrid 40°

**LVR-FS240-S** FreeStyle 21 SnapGrid 40°

# Control Panel - White Mode



**A) On /Off:** **On** = Green light displayed. **Off** = Red light displayed. The display and all menu settings can be operated while the power button is in the **Off** position, as long as power is applied to the controller. The On /Off button only controls the light source.

**B) Menu:** Provides access to menu options such as General settings, Reset, DMX and DMX Wireless settings. Tip: While on control screen, press and hold for 3 seconds to switch through menus (**White, Gels & Hue, RGB**).

**C) Kelvin & G/M (Green/Magenta) Preset Buttons:** Factory defaults left to right are: 2700K, 3200K, 5000K and 6500K. G/M default value is 000. User can also use these preset buttons to store custom Kelvin and G/M settings.

**D) Display:** Provides access to Dim, Kelvin, G/M, and DMX channel. Factory reset will show: Dim = 10%, Kelvin = 2700K, G/M = 000, DMX = 001.

**E) Lock:** Press the **Lock** button to disable all buttons and control knob. Press for 3 seconds to restore presets to default factory settings.

**F) Mode:** Press to navigate from Dim to Kelvin and G/M settings. When in sub-menus, pressing Mode always returns you to main display. When DMX is applied, use Mode to access DMX channel on main display. Tip: Long press will bring you back one step.

**G) Data Port:** Mini B USB for software updates.

**H) Dimmer Knob:** Manually adjusts Dim, Kelvin, G/M levels and DMX address. Press the knob to toggle between fine and coarse adjustments or when selecting options within menus.

**DMX Note:** Each FreeStyle LED has an **"AUTO TERMINATE"** feature. The last fixture that does not have an XLR cable attached to the DMX "Out" port will automatically terminate.

# Control Panel - Color & RGB Mode



## Color Mode

- A) Menu:** Provides access to menu options such as General settings (**Color Mode**), Reset, DMX and DMX Wireless settings. Tip: While on control screen, press and hold for 3 seconds to switch through menus (**White, Gels & Hue, RGB**).
- B) Kelvin, G/M (Green/Magenta) Gel, Hue & Saturation Preset Buttons:** Factory defaults left to right are: 2700K, 3200K, 5000K and 6500K. G/M default value is 000. User can also use these preset buttons to store custom Kelvin between 2500K and 9900K and custom G/M, Gel, Hue and Saturation settings.
- C) Display:** Provides access to Dim, Kelvin, G/M, Gel, Hue/Saturation and DMX channel. Factory reset will show: Dim = 10%, Kelvin = 2700K, G/M = 000, DMX = 001.
- D) Mode:** Press to navigate from Dim to Kelvin, G/M, Gel, Hue and Saturation settings. When in sub-menus, pressing Mode always returns you to main display. When DMX is applied, use Mode to access DMX channel on main display. Tip: Long press will bring you back one step.

## RGB Mode

- A) Menu:** Provides access to menu options such as General settings (**RGB Mode**), Reset, DMX and DMX Wireless settings. Tip: While on control screen, press and hold for 3 seconds to switch through menus (**White, Gels & Hue, RGB**).
- B) Kelvin, G/M (Green/Magenta) RGB (Red, Green, Blue) Preset Buttons:** Factory defaults left to right are: 2700K, 3200K, 5000K and 6500K. G/M default value is 000. User can also use these preset buttons to store custom Kelvin between 2500K and 9900K and custom G/M, and RGB settings.
- C) Display:** Provides access to Dim, Kelvin, G/M, RGB and DMX channel. Factory reset will show: Dim = 10%, Kelvin = 2700K, G/M = 000, DMX = 001.
- D) Mode:** Press to navigate from Dim to Kelvin, G/M, RGB settings. When in sub-menus, pressing Mode always returns you to main display. When DMX is applied, use Mode to access DMX channel on main display. Tip: Long press will bring you back one step.

# Accessories



**SYS-BK12** Block/KF21 Single Battery System, 140Whr, 28.8V (2 x Battery)



**DFS-SL20-H** FreeStyle 21 Flozier, Half

**DFS-SL30-H** FreeStyle 31 Flozier, Half

**DFS-FS40-H** FreeStyle 41 Flozier, Half



**FIX-21** FreeStyle 21 Fixture Shell Only

**FIX-31** FreeStyle 31 Fixture Shell Only


**FIX-41** FreeStyle 41 Fixture Shell Only



**FIX-21T** FreeStyle/GT 21 Gaffer Tray

**FIX-31T** FreeStyle/GT 31 Gaffer Tray


**FIX-41T** FreeStyle/GT 41 Gaffer Tray



**PAN-F21** FreeStyle 21 LED Panel Only

**PAN-F31** FreeStyle 31 LED Panel Only

**PAN-F41** FreeStyle 41 LED Panel Only



**LVR-SL260-P** FreeStyle 21 Louver/HP 60°

**LVR-SL360-P** FreeStyle 31 Louver/HP 60°

**LVR-SL460-P** FreeStyle 41 Louver/HP 60°



**DFS-FS21-S** FreeStyle 21 SnapBag w/ 2 x Diffusion

**DFS-FS31-S** FreeStyle 31 SnapBag w/ 2 x Diffusion

**DFS-FS41-S** FreeStyle 41 SnapBag w/ 2 x Diffusion



**LVR-FS240-S** FreeStyle 21 Louver/HP 40°

**LVR-FS340-S** FreeStyle 31 Louver/HP 40°

**LVR-FS440-S** FreeStyle 41 Louver/HP 40°



**MTP-KG41**

KinoGrip 41K Mount  
w/ 3/8" Pin (10mm)



**MTP-BG41S**

KinoGrip 41K Mount w/  
Baby Receiver Short (16mm)



**MTP-BF41**

Kino Offset w/ Baby Receiver (16mm)



**MTP-BAL1**

Kino Bal/Led Controller Mount  
(16mm)



**MTP-BRA**

Baby Right Angle Offset (5/8" Pin)



**XLR-310**

3-Pin Xlr DC Power Cable, 10ft



**STD-M30**

Medium Duty, 3-Rise 30"

**STD-M36**

Medium Duty, 3-Rise 36"



**STD-D1**

Reverse Stand

# Cases



**BAG-SL20** FreeStyle 20 Soft Case

**BAG-SL30** FreeStyle 30 Soft Case



**KAS-DL20** FreeStyle 20 Flight Case

**KAS-DL30** FreeStyle 30 Flight Case



**KAS-DL21-C** FreeStyle/GT 21 Travel Case

**KAS-DL31-C** FreeStyle/GT 31 Travel Case

**KAS-FS41-C** FreeStyle/GT 41 Travel Case



**KAS-FS22** Interview/FS 21 Ship Case (2-Unit)

**KAS-FS32** Gaffer/FS 31 Ship Case (2-Unit)



**KAS-SL23** FreeStyle 21 Fixture (3) Ship Case

**KAS-SL33** FreeStyle 31 Fixture (3) Ship Case

**KAS-FS43** FreeStyle 41 Fixture (3) Ship Case



**KAS-KFC** Ballast and Cable Crate w/ Lid



# LED Fixture Specifications



**FreeStyle LED**

**CFX-F41** FreeStyle 41 LED Fixture

**Weight:** 16 lb (7.3kg)

**Dimensions:** 52.5 x 9 x 4" w/ 6" barndoors  
(133.4 x 22.9 x 10.2cm w/ 15.3cm barndoors)

**CFX-F31** FreeStyle 31 LED Fixture


**Weight:** 14.6 lb (6.6kg)

**Dimensions:** 40.5 x 10.5 x 3.5" w/ 6.5" barndoors  
(103 x 26.7 x 9cm w/ 16.5cm barndoors)

**CFX-F21** FreeStyle 21 LED Fixture

**Weight:** 11.6 lb (5.3kg)

**Dimensions:** 26.5 x 13 x 3.5" w/ 6" barndoors  
(67.3 x 33 x 9cm w/ 15.2cm barndoors)



**FreeStyle/GT LED**

**CFX-F41T** FreeStyle/GT 41 LED Fixture

**Weight:** 12.5 lb (5.7kg)

**Dimensions:** 50 x 8 x 2.5"  
(127 x 20.3 x 6.4cm)

**CFX-F31T** FreeStyle/GT 31 LED Fixture

**Weight:** 11.2 lb (5.1kg)

**Dimensions:** 37.5 x 9.5 x 2.5"  
(95.3 x 24.1 x 6.4cm)

**CFX-F21T** FreeStyle/GT 21 LED Fixture

**Weight:** 9 lb (4.1kg)

**Dimensions:** 23.5 x 11.5 x 2.5"  
(60 x 29.2 x 6.4cm)



**FreeStyle LED  
Panel Only**

**PAN-F41** FreeStyle 41 Panel Only

**Weight:** 9.6 lb (4.4kg)

**Dimensions:** 49.5 x 7.5 x 2.5"  
(125.7 x 19.1 x 6.4cm)

**PAN-F31** FreeStyle 31 Panel Only

**Weight:** 8.6 lb (4kg)

**Dimensions:** 37.5 x 9.5 x 2.5"  
(95.3 x 24.1 x 6.4cm)

**PAN-F21** FreeStyle 21 Panel Only

**Weight:** 7 lb (3.2kg)

**Dimensions:** 23.5 x 11.5 x 2.5"  
(60 x 29.2 x 6.4cm)

## LED Controller Specifications



**FreeStyle 151 LED  
DMX Controller**

**LED-151X** FreeStyle 151 LED DMX Controller

**AC Input Voltage:** 100~240VAC 50/60Hz, 150W

**Amperage VAC:** 1.25A at 120VAC, 0.65A at 230VAC

**DC Input Voltage:** 18~36VDC, 150W

**Amperage VDC:** 6.25A at 24VDC

**Kelvin Range:** 2700K~6500K (White Mode)

**Kelvin Range:** 2500K~9900K (Color Mode)

**Dimming Range:** 100%~1%

**Weight:** 4.5 lb (2kg)

**Dimensions:** 14.5 x 4.5 x 3"  
(37 x 11 x 8cm)

**FCC Part 15 Verification:**

This device complies with Part 15 of the FCC Rules. Operation is subject to the condition that this device does not cause harmful interference.

**FCC Part 15 Declaration of Conformity:**

This device complies with Part 15 of the FCC Rules. Operation is subject to the following two conditions: (1) this device may not cause harmful interference, and (2) this device must accept any interference received, including interference that may cause undesired operation.



KINO FLO, INC  
**FreeStyle & GT 41, 31 & 21 LED**  
ID: XRSCRMXTIMO101  
IC: 8879A-CRMXT101

For full operation manual, latest Warranty information and Certifications,  
see Kino Flo website at [www.kinoflo.com](http://www.kinoflo.com).



**Environmental: Disposal of Old Electrical & Electronic Equipment.**



This symbol on the product or on its packaging indicates that this product shall not be treated as household waste. This product is made of recyclable materials and should be disposed of in accordance with governmental regulations.