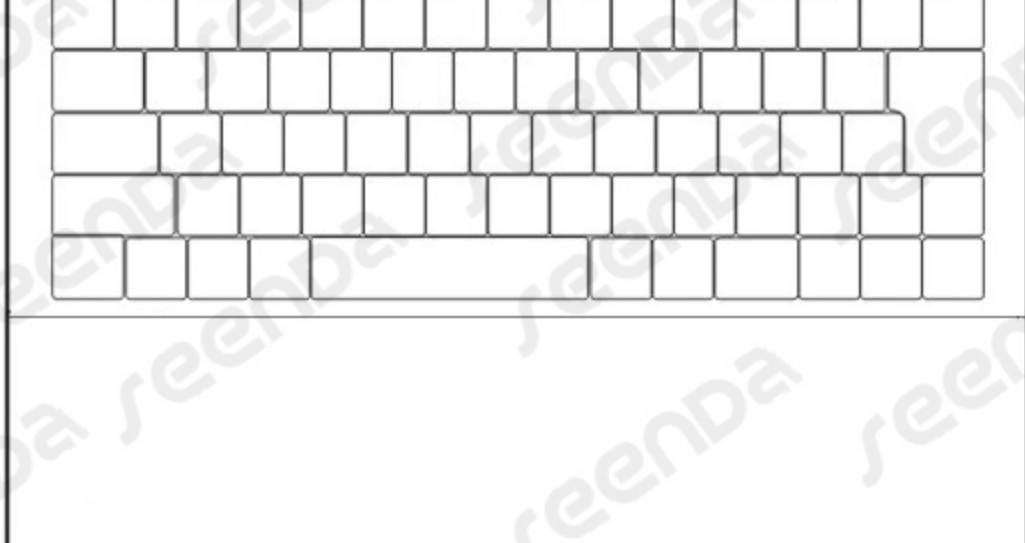
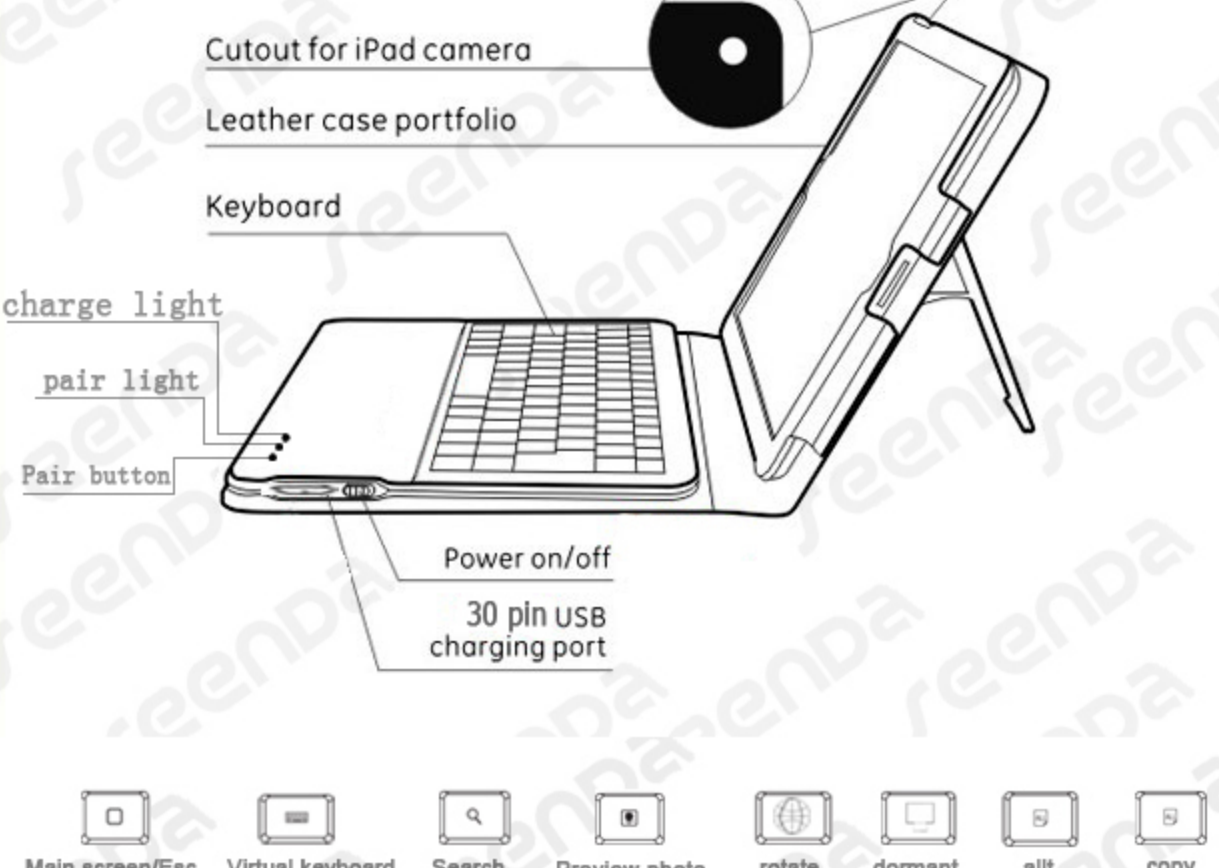


◆ **Contents:**

1 x Wireless keyboard and leather portfolio

◆ **Product Layout:**



◆ **Specifications :**

Compatibility: designed for iPad1&iPad2
 Built-in Lithium polymer battery capacity: 700mah
 Voltage: 3.7V
 Power charge connector
 Input: 30pin USB charge 5V
 Keyboard dimension: 26cm Wx18cmDx0.5cmH (10.24"x7.1"Dx0.2"H)
 Keyboard and leather case weight: 597g
 Standby time: 130 days approx
 Continual working time: 120
 Charging time: 2.5hrs- 3hrs
 Operating temperature: -20°C – 55°C
 Storage temperature: -40°C – 70°C
 Working distance: 10 meters

◆ **Instruction :**

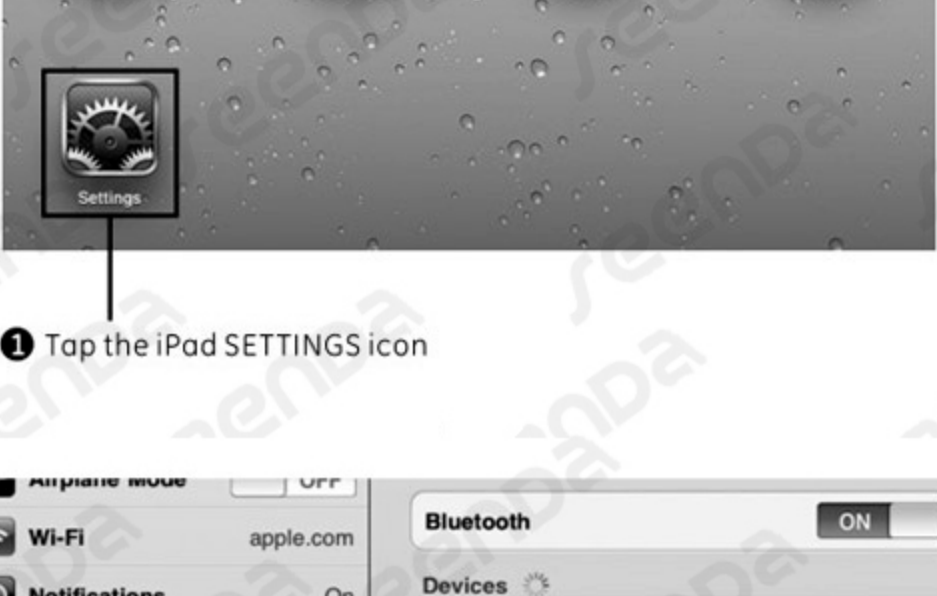
1. Turn the keyboard power on (see figure below)



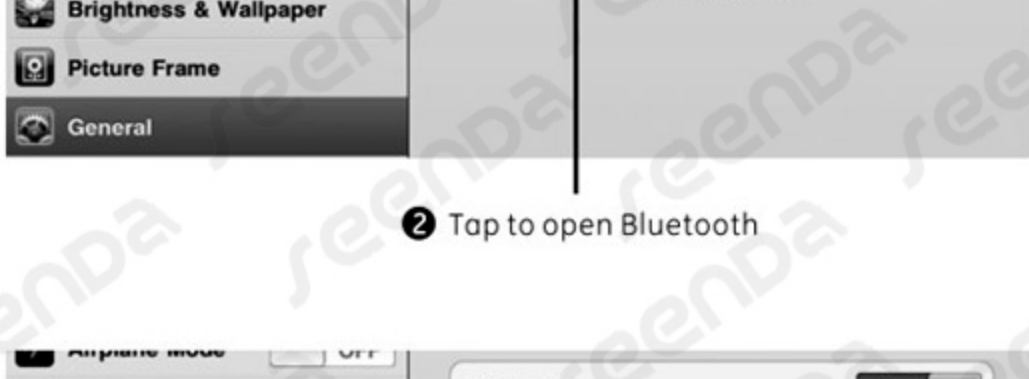
2. Press the pairing button, the Blue LED light will flash, which indicates that the keyboard is in pairing mode.



3. Tap the SETTINGS icon on the iPad screen to open Bluetooth. The iPad is now in pairing mode.



1 Tap the iPad SETTINGS icon



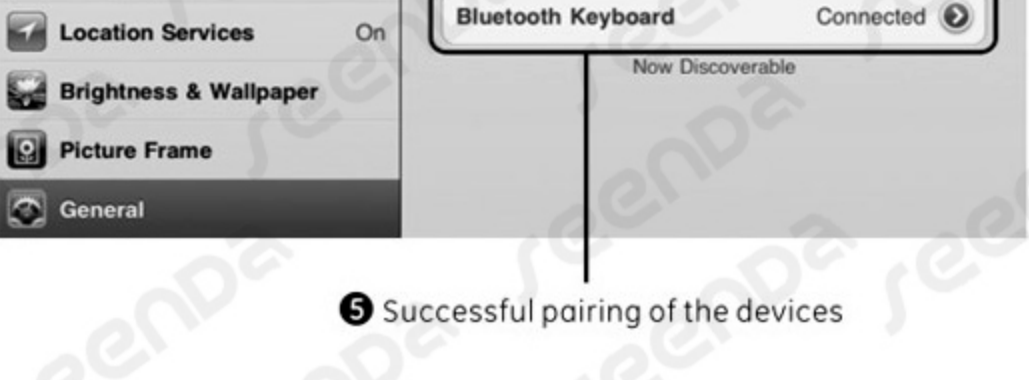
2 Tap to open Bluetooth



3 iPad is in pairing mode. It will search for compatible Bluetooth devices



4 The iPad and dexim Keyboard will pair, please enter a password using the keyboard



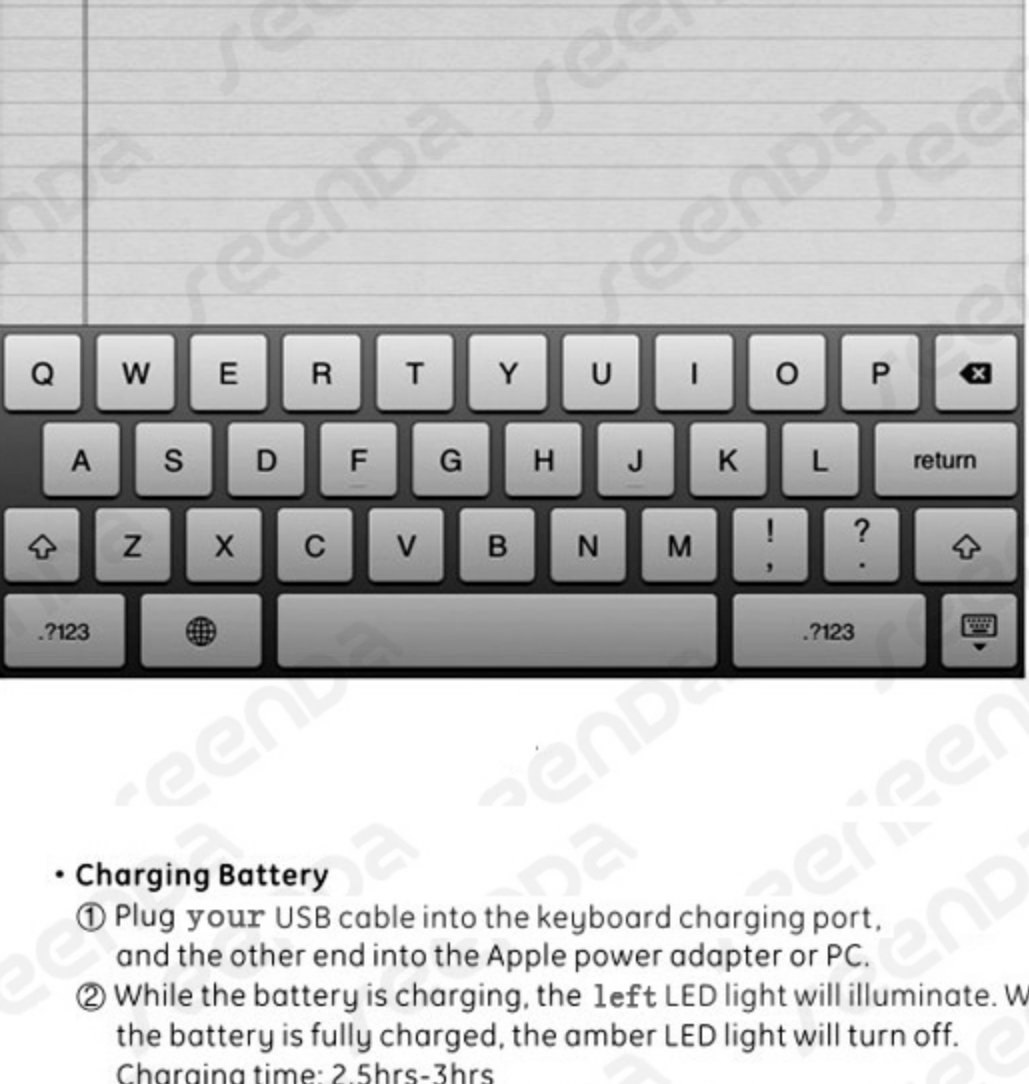
5 Successful pairing of the devices

4. When the connection has been successfully established, the pairing LED light will turn off.



Key combination

Command-Space: If multiple languages are installed, may rotate by pressing Space



• **Charging Battery**

- ① Plug your USB cable into the keyboard charging port, and the other end into the Apple power adapter or PC.
- ② While the battery is charging, the left LED light will illuminate. When the battery is fully charged, the amber LED light will turn off. Charging time: 2.5hrs-3hrs



Note:

- ① Charge only with Apple USB power adapter or Apple authorized Specified charger (power adapter output: 5V DC).
- ② It is prohibited under any circumstances for adjacent keys to touch During normal operation.

FCC Warning

This device complies with Part 15 of the FCC Rules. Operation is subject to the following two conditions:

(1) this device may not cause harmful interference, and (2) this device must accept any interference received, including interference that may cause undesired operation.

NOTE 1: This equipment has been tested and found to comply with the limits for a Class B digital device, pursuant to part 15 of the FCC Rules. These limits are designed to provide reasonable protection against harmful interference in a residential installation. This equipment generates, uses and can radiate radio frequency energy and, if not installed and used in accordance with the instructions, may cause harmful interference to radio communications. However, there is no guarantee that interference will not occur in a particular installation. If this equipment does cause harmful interference to radio or television reception, which can be determined by turning the equipment off and on, the user is encouraged to try to correct the interference by one or more of the following measures:

- Reorient or relocate the receiving antenna.
- Increase the separation between the equipment and receiver.
- Connect the equipment into an outlet on a circuit different from that to which the receiver is connected.
- Consult the dealer or an experienced radio/TV technician for help.

NOTE 2: Any changes or modifications to this unit not expressly approved by the party responsible for compliance could void the user's authority to operate the equipment.