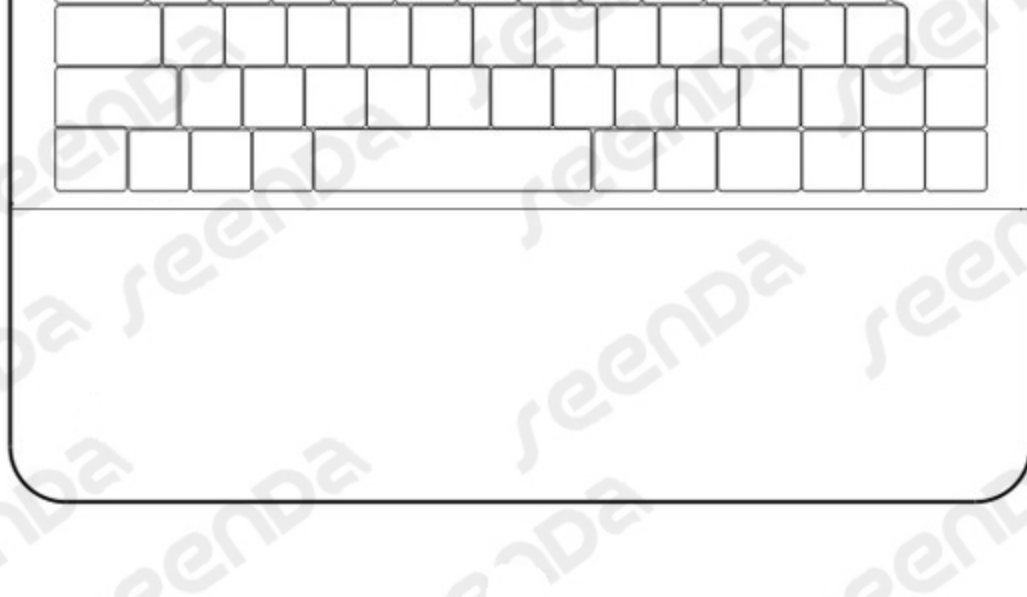
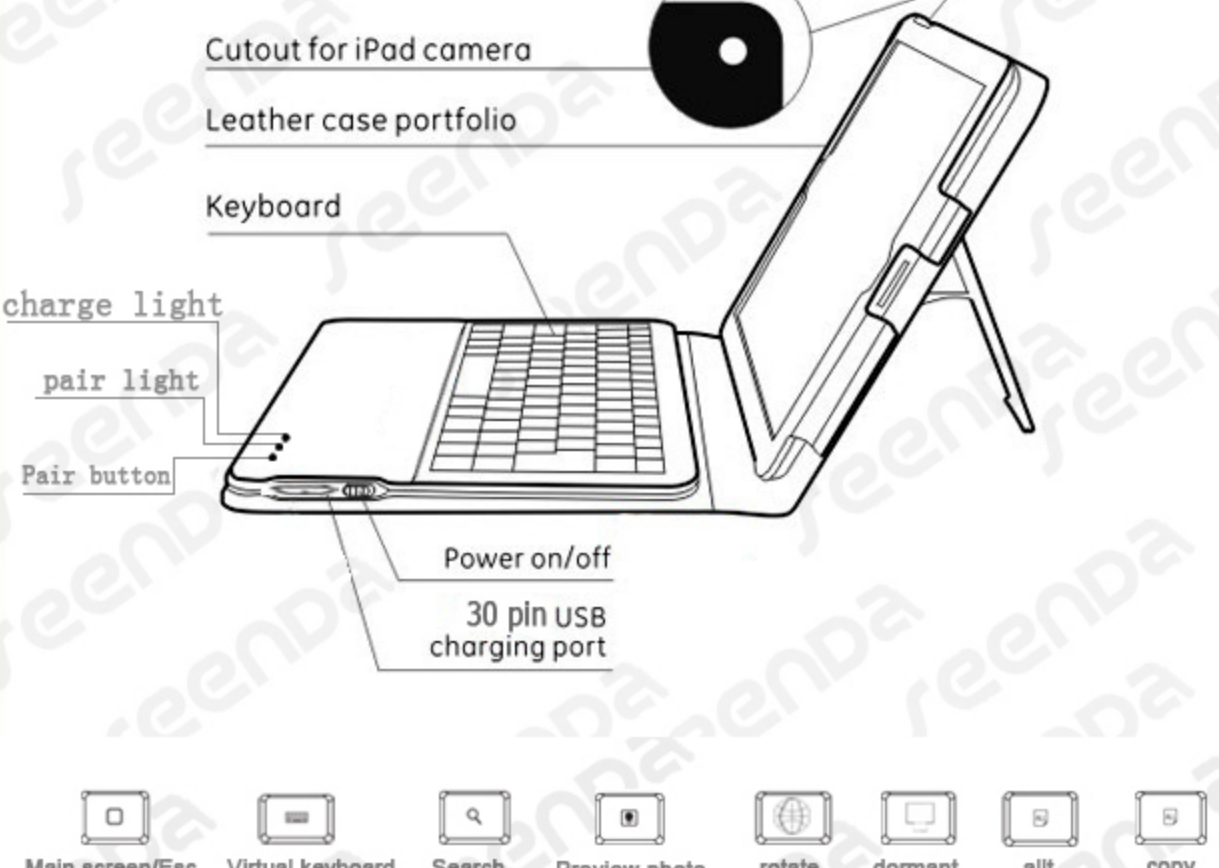


◆ **Contents:**

1 x Wireless keyboard and leather portfolio

◆ **Product Layout:**



◆ **Specifications :**

Compatibility: designed for iPad1&iPad2
 Built-in Lithium polymer battery capacity: 700mah
 Voltage: 3.7V
 Power charge connector
 Input: 30pin USB charge 5V
 Keyboard dimension: 26cm Wx18cmDx0.5cmH (10.24"x7.1"Dx0.2"H)
 Keyboard and leather case weight: 597g
 Standby time: 130 days approx
 Continual working time: 120
 Charging time: 2.5hrs- 3hrs
 Operating temperature: -20°C – 55°C
 Storage temperature: -40°C – 70°C
 Working distance: 10 meters

◆ **Instruction :**

1. Turn the keyboard power on (see figure below)



2. Press the pairing button, the Blue LED light will flash, which indicates that the keyboard is in pairing mode.



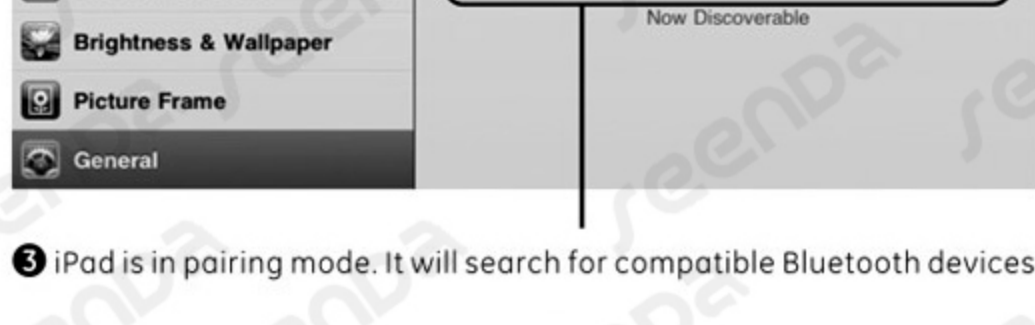
3. Tap the SETTINGS icon on the iPad screen to open Bluetooth. The iPad is now in pairing mode.



1 Tap the iPad SETTINGS icon



2 Tap to open Bluetooth



3 iPad is in pairing mode. It will search for compatible Bluetooth devices



4 The iPad and dexim Keyboard will pair, please enter a password using the keyboard




5 Successful pairing of the devices

4. When the connection has been successfully established, the pairing LED light will turn off.



Key combination

Command-Space: If multiple languages are installed, may rotate by pressing Space



• **Charging Battery**

- ① Plug your USB cable into the keyboard charging port, and the other end into the Apple power adapter or PC.
- ② While the battery is charging, the left LED light will illuminate. When the battery is fully charged, the amber LED light will turn off. Charging time: 2.5hrs-3hrs



Note:

- ① Charge only with Apple USB power adapter or Apple authorized Specified charger (power adapter output: 5V DC).
- ② It is prohibited under any circumstances for adjacent keys to touch During normal operation.

FCC WARNING

This device complies with Part 15 of the FCC Rules. Operation is subject to the following two conditions:

(1) This device may not cause harmful interference, and (2) this device must accept any interference received, including interference that may cause undesired operation.

NOTE 1: Any changes or modifications to this unit not expressly approved by the party responsible for compliance could void the user's authority to operate the equipment.

IC WARNING

This device complies with Industry Canada RSS-210 standard(s). Operation is subject to the following two conditions: (1) this device may not cause interference, and (2) this device must accept any interference, including interference that may cause undesired operation of the device.

Under Industry Canada regulations, this radio transmitter may only operate using an antenna of a PCB and maximum 0dBi gain approved for the transmitter by Industry Canada. To reduce potential radio interference to other users, the antenna type and its gain should be so chosen that the equivalent isotropically radiated power (e.i.r.p.) is not more than that necessary for successful communication.