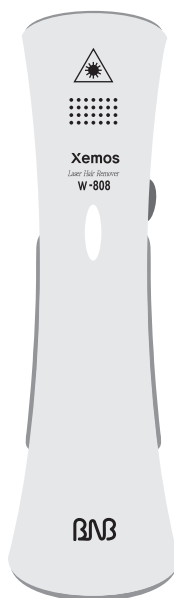


Xemos™

USER MANUAL

W-808



BNB

Warning

Please read all warnings and safety precautions before use, and strictly follow them when using Xemos W-808. Xemos W-808 is a personal-use device intended for the removal of unwanted hair. Xemos W-808 can be used by individuals with light skin tones and brown-black hairs.

Before using Xemos W-808 for the first time, please read this User Manual in its entirety. Pay particular attention to sections on device use procedures, device operation, and after-user procedures. We recommend you re-familiarize your self with this User Manual before each use of Xemos W-808.

Skin Tone Chart

Check your skin tone : Using the chart on the chart below. Find the row of the chart that best matches your skin in the area you plan to treat. Don't use the Xemos W-808 if your skin is too dark.

Intended for These Skin Tones

White

Ivory

Beige

Light Brown

Not Safe for These Skin Tones - DO NOT USE

Medium Brown

Dark Brown/Black

Table of contents

- 1. What is Xemos W-808**
- 2. Benefits**
- 3. Warnings & Safety information**
- 4. Precautions**
- 5. Warnings**
- 6. Risks**
- 7. Package Contents and Device Description**
- 8. Quick guide**
- 9. What to expect – a timeline**
- 10. Plan your Xemos W-808 for best results**
- 11. Q & A**
- 12. Troubleshooting**
- 13. Taking care of your Xemos W-808 system**
- 14. Notice**
- 15. Transport & storage condition**
- 16. Classification**
- 17. Specifications**

Thank you choosing Xemos W-808. Now you can permanently reduce unwanted hair in the privacy of your own home using the same procedure as a salon, but at a fraction of the price. The Diode Laser is the world's first affordable home laser unit and is available right now.

1. What is Xemos W-808

The Xemos W-808 system disables the follicles in your skin that produce hair. It emits a pulse of laser light, which heats up the dark pigment inside the hair. This heat disables the hair follicle. In other words the laser zaps only what's dark—that's why it works only on naturally brown or black hair.

To be effective, the laser needs to reach each hair follicle during its growth cycle. This requires treatment twice a month for 3 months and then once a month for 3–5 months, which results in gradual reduction after the third treatment.

2. Benefits

When used as directed, the Xemos W-808 system gives you long-term removal of unwanted hair without the need for daily shaving, waxing, or plucking.

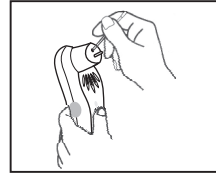

The results vary from person to person and it depends on which body area you treat and how well you follow the instructions in this booklet, but the clinical study demonstrated the following benefits.

Much faster and easier way for a hair removal than other existing methods. Almost painless and less time-consuming compared to other treatments. It makes remove your hair fast and clean.

You can feel the soft skin resulted from pore constriction after being treated. Unlike to be shaved, it does not harm your skin and cause inflammation. This will help minimize pores.

If you have tanned too much or have dyed the hair, wait until the skin is returned into normal color because laser has a characteristic feature that reacts to only a dark hair.

3. Warnings & Safety information



As with any electrical device, certain precautions must be taken in order to ensure your safety when using Xemos W-808. Xemos W-808 is an electrical device. As such it should always be kept away from water.

Do not use this appliance near bath-tubs, showers, basins or other vessels containing water. Don't touch the device with wet hands.

Keep this device out of the reach of children. The Xemos W-808 should not be used on or by children under the age of 15.

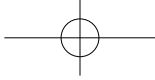
Don't attempt to open or repair your Xemos W-808 device. An authorized repair center must perform all repairs. Contact customer service to arrange for repair of a broken or damaged device.

Don't use the device during a thunderstorm and Keep flammable materials away from the device.

Protect the device from direct sunlight.

Be aware of fire, an electric shock or injury.

100 – 240V, 1.5A, 50–60Hz



4. Precautions



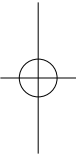
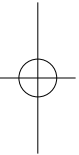
While applying the treatment, a flash may be seen coming from the main applicator. Do not put your face near or expose your eyes to the flash.

Don't use on parts of your skin that are darker than your usual skin tone, tattoos, dark brown or black spots (such as large freckles, birthmarks, or moles), or skin that is red or swollen from a previous treatment. Any dark skin may absorb too much laser light, which can injure the skin.

Use a cool towel to help keep your overall skin temperature down so that you can endure the heat created by the laser for a longer period of time. And Xemos W-808 recommends you to use Cooling gel after treatment.

Don't use the Xemos W-808 on or around the eyes, eyebrows, or eyelashes. Doing so can cause serious eye injury.

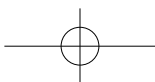
Your skin may become red right after treatment or within 24 hours. This redness generally clears up within a few hours.



5. Warnings



Don't use anywhere on the nipples, genitals or around the anus. These areas may have more sensitive skin, a darker skin tone, and/or a greater hair density, and using the Xemos W-808 system there may injure the skin.



■ Don't use the Xemos W-808 system.

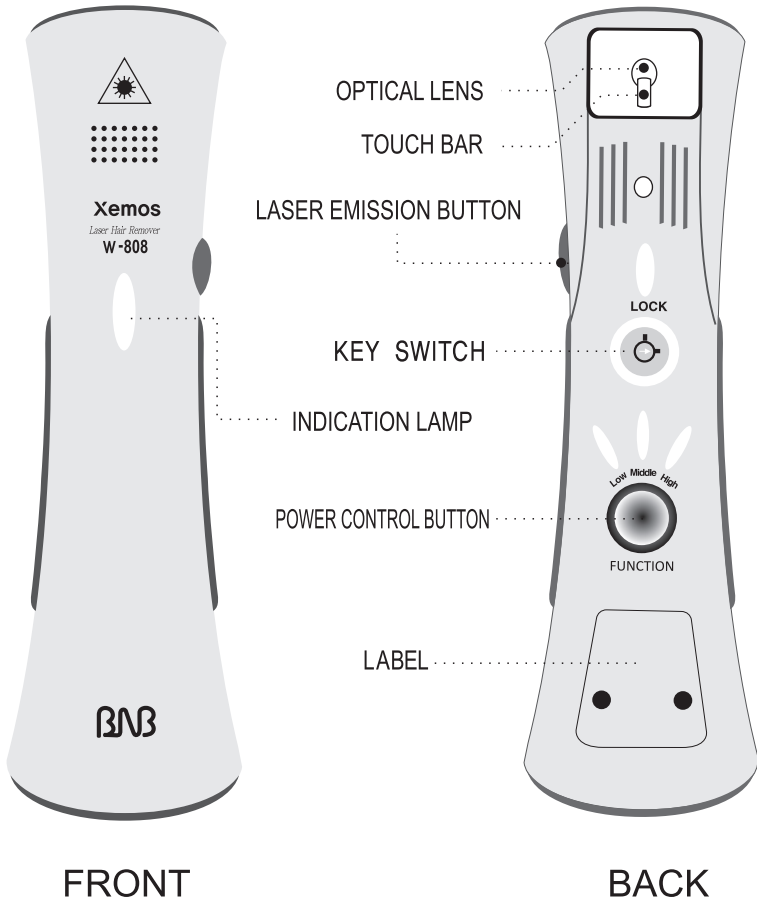
- If you have a history of skin cancer or areas of potential skin malignancies.
- If you have allergies.
- If you are pregnant or breast-feeding. The Xemos W-808 system has not been tested on pregnant women.
- After drinking, taking medicine, suffering from fatigue, or suffer from a high fever.
- If you have too much sensitive skin conditions.
- Don't use the Xemos W-808 system for any purpose other than hair removal.
- Don't use if you are under the age of 15 or use on anyone else under the age of 18. The use of the Xemos W-808 system on or by children has not been studied and could result in serious injury.

6. Risks

Your skin may become red right after treatment or within 24 hours. This redness generally clears up within a few hours. See your doctor if the redness doesn't go away within 2-3 days. In rare cases, some users with a particular genetic make-up may see an increase in the number of hairs in the treated area after the initial treatment. If this increase persists over several treatments, stop using the Xemos W-808 and see your doctor. Don't use the device if the skin color changes or on areas such as blisters.

7. Package Contents and Device Description ■ ■ ■

Upon opening the Xemos W-808 package, you will find the following parts, and please read & understand the part names prior to operate this unit.

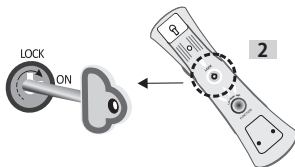


8. Quick guide

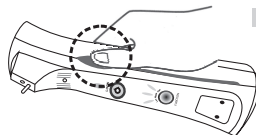
- Thoroughly cleanse skin to be treated, removing all traces of cosmetics and creams.
- For best results, shave or clip hair to be removed to 1–2mm length. This helps the laser destroy the root of the hair follicle properly.
- Plug in and switch on the Xemos W-808 at home Personal Laser Hair Remover.
- Unlock the laser with the safety key.
- The laser will be set to LOW but you can change to Medium or High power setting by pressing the Power Button.
- Set the laser on LOW setting for your first treatment.
- Hold the Touch Bar to the hairs in the selected area and push the Laser Emission Button.
- The Xemos W-808 at home Personal Laser Hair Remover works best if you treat one hair at a time.
- It is normal to feel a slight tingling sensation.
- When treating the facial area, avoid pointing the laser at the eyes.
- Don't treat the same area of skin more than once per session.
- Don't treat the same area of skin more than once every 2 weeks.
- It can take up to 2 months for a hair follicle to die and release its hair.
- Let the hairs gradually fall out on their own. This may take up to 10 to 14 days.
- It can take up to 5 treatments to remove hairs permanently.



1



2



3

9

9. What to expect – a timeline

Before treatment

Thoroughly cleanse skin to be treated, removing all traces of cosmetics and creams.

During treatment

Don't wax or pluck hairs out. For best results, shave or clip hair to be removed to 1–2 mm length. Some users experience a warm sensation, while others experience no sensation at all. As the amount of hair in the treated areas decreases, the sensation will also decrease. Treatment sessions with Xemos W-808 should be spaced every two weeks.

After the first treatment

There will be no visible change to the hair or the appearance of the skin. On occasion, some users experience mild redness that quickly dissipates within 24 hours.

After the second month of treatment (2 – 3 treatments)

Hair growth will begin to lighten and become finer. In some cases, it will appear as if the hair is continuing to grow. If you notice this, don't panic – this is simply the skin working to eject the treated hair from the skin.

After three months (3 – 4 treatments)

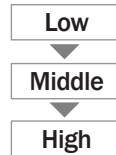
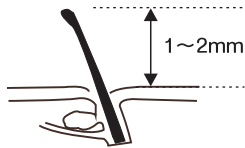
You will begin to see a visible reduction in the amount of re-growth, especially in areas where hair growth tends to be dense, like the bikini line for women or the back or chest for men.

After six to eight months

Enjoy skin that looks and feels as though the hair were never there. Do occasional touch-ups only if necessary.

10. Plan your Xemos W-808 for best results

Don't wax or pluck hairs out. For best results, shave or clip hair to be removed to 1 – 2 mm length.

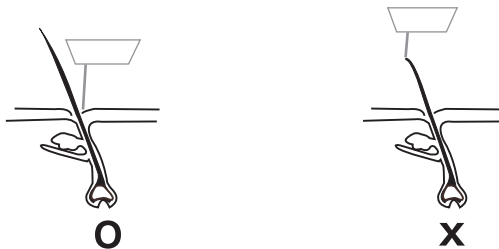


Do not depilate your hair, or the laser will not be effective.

Use the laser on the LOW setting for the first treatment to ascertain how your skin will react.

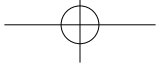
To get the best results from laser hair removal, use on the High setting.

Point the laser directly at the hair for permanent hair removal. Although the laser is transmitted into the hair root through the skin, it penetrates quite deeply in order to destroy it.



You may experience a slight burning or tingling sensation in use – this is normal and means that the hair root has been successfully destroyed.

Adjust the intensity of the laser depending on your sensitivity to the stinging sensation.



After 30 minutes of use, we recommend a 5 minute break to protect both your skin and the laser.

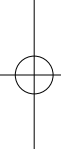
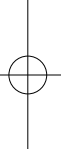
The key to long-lasting results is to treat the same area every 2 weeks over a period of 6-8 months.

For difficult to treat areas such as armpits, we recommend that you get a friend to help you.

Any hairs burned by the laser but not epilated can easily be removed using tweezers.

Or let the hairs gradually fall out on their own. This may take up to 10 to 14 days. Red marks may appear after use, but these will gradually disappear within a few days following treatment.

The thicker the hair, the more effective the Xemos W-808 at home Personal Laser Hair Remover.



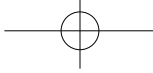
11. Q & A

What is Xemos W-808 laser hair removal?

Laser hair removal is the use of laser energy to produce permanent hair reduction. Xemos W-808 emits light energy that is absorbed by the melanin pigment, resulting in rapid heating of the hair follicle. The heat destroys the papillae (hair follicles) that are responsible for hair growth.

What areas can be treated with Xemos W-808?

Any area, except adjacent to the eye, where there is excess hair can be treated with Xemos W-808. The most common areas are the face, upper lip, neck, chest, periareolar, underarms, back, abdomen, bikini line, and legs.



When will I see results from Xemos W-808?

Most users see noticeable reduction after 4 treatments. It is important to understand the hair growth cycle. Hair grows in three different stages and only hairs in an active growth stage will be affected by a Xemos W-808 treatment. This is one of the main reasons that multiple treatments are required to achieve the desired result.

Are there any side effects?

In most cases there are no side effects associated with using Xemos W-808. However, pigment change of the skin treated can rarely occur, including either dark or light areas. Pigment changes may persist for months, but are almost always temporary. They are very rare in patients with fair skin, who are un-tanned.

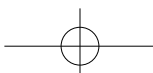
Will laser hair removal work for me?

Due to the fact that a laser targets melanin, the more melanin an individual has in his/her hair, the more effective a laser will be. Light skin and dark hair are the best combination for laser hair removal, however Xemos W-808 uses a diode laser which has a longer wavelength than other lasers used for hair removal, which may improve treatment results even on the darkest skin types.

These side effects include burns, blisters, and even hyper-pigmentation. But, the chance is less than 1% and it goes away soon. Extra care should be taken to avoid sun exposure after treatments with Xemos W-808 for 2-3 days.

It is ok to take a shower after treatment. But avoid hot water in shower for 1 to 2 days.

Don't treat the same area of skin more than once per hair removal session. Try to avoid overlapping treatments.



12. Troubleshooting



1. The device doesn't work when I press the emission button.

Check that you plugged the power cord into the Xemos W-808 and outlet. Unlock the laser with the safety key.

2. You hear the beep sound.

This beep sound that makes the go signal that the laser is now activated.

3. The device is getting hot.

The device can be getting hot by absorbing the heat if you use it for a long time.

13. Taking care of your Xemos W-808 system



No special care is required. But it's a good idea to keep the Xemos W-808 system components clean.

Cleaning

Unplug the adaptor from the Xemos W-808 hand-piece and the power outlet. And, Keep this device out of the reach of children. If needed, you should be able to remove dirt or debris easily with Q-tips. Be careful not to damage the lens of the laser.

Recycling/Disposal : Please recycle or dispose of the devices properly. Please follow the regulations where you live for the recycling or disposal of electrical devices.

Don't store the device in temperatures about 40 degree Celsius.(104 degree F)

14. Notice

This appliance is not intended for use by persons (including children) with reduced physical, sensory or mental capabilities, or lack of experience and knowledge, unless they have been given supervision or instruction concerning use of the appliance by a person responsible for their safety. Children should be supervised to ensure that they do not play with the appliance.

15. Transport & storage condition

Temperature : - 20°C to 60°C

Humidity : 0% to 90% / Pressure : 700 hPa to 1060 hPa

16. Classification

- Class 1 laser product
- Type B applied part
- Ordinary equipment (IPX0)
- Equipment not suitable for use in the presence of a flammable anaesthetic mixture with air or with oxygen or nitrous oxide.
- Continuous operation with intermittent loading
- EC60825-1 : 2007
- CDRH 21CFR 1040.10, Clause (c), (d) and (e)

17. Specifications

Name : Xemos Laser Hair Remover

Model : W-808 / Laser Type : Diode laser

Wavelength : 808 nm / Energy : <500mW

Unit size/weight : 180x50x60mm / 122g

Adaptor

Approval : CE & UL


INPUT : 100-240V - 50/60Hz 0.35A

OUTPUT : 9V. 1.5A


BVB

CE



 Degree of protection against electric shock : type B applied part

 WEEE - Waste Electrical and Electronic Equipment

 Follow operating instructions

 CE Mark

Caution - Use of controls or adjustments or performance of procedures other than those specified herein may result in hazardous radiation exposure.