

KO PROPO KR-301F TO SUPER HI-SPEED RESPONSE FM RECEIVER Instruction Manual

● Notes on Handling For safety reasons, handle with care. Thank you very much for purchasing this Receiver. Read this Manual carefully in order to obtain maximum performance from this unit.

WARNING! This sign is indicated; A possibility of death or seriously injury may occur, and physical damage by accident occurs with high probability.

● This unit is manufactured and sold for surface radio control models only. * Do not use for any other purpose. ● Be sure that the frequency band is available before switching on the transmitter. * Other people's models using the same frequency will run out of control. ● Do not use this unit in thunderstorms. * There is possibility of lightning striking the antenna. ● Do not use the transmitter in the rain or in a location where water might get on it. * The unit may become wet and cause loss of control. ● Do not run the model when you experience difficulties in concentration through tiredness, alcohol or medication. * Any error of judgment may result in an accidents. ● Be sure to keep the transmitter, batteries and models stored out of the reach of children. * There is danger of poisoning by intake by mistake, burn, or an injury. ● Do not disintegrate. * There is a danger of Short-circuit etc. Our Service department may decline the registration of repair. ● Be sure to use genuine KO Crystal. * Since there is a possibility of frequency shifting, causing a defect of operation and leading to serious trouble if the product of the other company is used, please do not use it by any means. ● Do not switch the receiver on before the transmitter. There is a danger of a motor and engine operating on full throttle. Be sure to turn on the switch on the transmitter first, followed by the receiver. ● Please turn off the receiver switch first, followed by the transmitter. ● This Receiver is manufactured to be used in conjunction with other KO Products. We cannot assume any responsibility for the use of other companies products with this unit.

CAUTION! This sign is indicated; a possibility of injury or the physical damage accident is assumed.

● Be sure to use genuine KO Products, transmitter, receiver, servo, and other option parts. * We cannot assume any responsibility for the use of other companies products with this unit. ● Do not install other connector or old type connector. It may result in misoperation or damage the unit. ● When installed in an Electric-powered car, make sure that the unit is installed correctly. Incorrect positioning may affect the units performance and may be the cause of trouble. Please ensure that the wires are positioned correctly. * Please see the diagram for correct installation. ● When installing in a Gasoline-powered car, Please do not allow exhaust gasses, oil, and fuel to come in direct contact with the receiver. Should this unit come in contact with water or oil, remove the water or oil immediately. Please contact our Service department for repair. ● Due to the nature of a radio control model, as a result of accidental damage by the customer, our company may be unable to take responsibility.

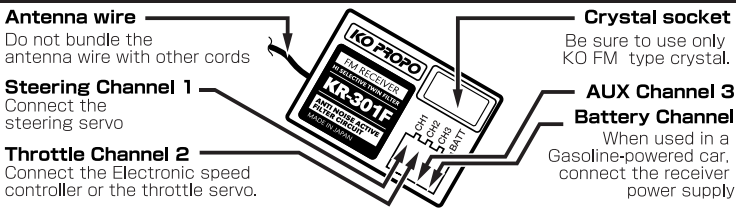
FCC RULES This device complies with part 15 of the FCC Rules. Operation is subject to the following two conditions: (1) This device may not cause harmful interference, and, (2) this device must accept any interference received, including interference that may cause undesired operation.

"From the view of quality for radio controlled model, we cannot assume any responsibility for the result by use of our products, please understand in advance."

CAUTION! Please keep in mind. The case of Receiver KR-301F is possible to be decolored causing by a fuel or Cleaner or something.

FCC WARNING
Changes or modifications not expressly approval by the party responsible for compliance could void the user's authority to operate the equipment

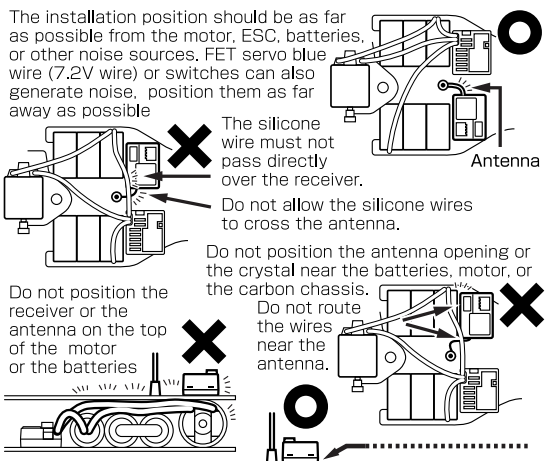
● Names of Parts



● Technical specification

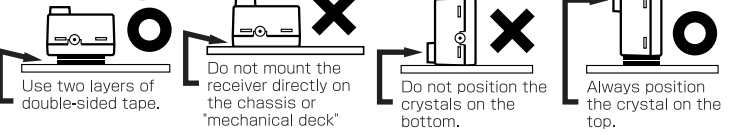
- Reception system : FM-PPM system
- Number of channels : 3 channels ● Supply voltage : 3.5 ~6.5 V
- Antenna length : 350 mm ● Function : Super HI-Speed Response
- Dimensions : 36.6X26X15.5 mm (excluding protrusions)
- Weight : 13.4 g (excluding crystal)

● Notes on Installing the Receiver Electric-powered car



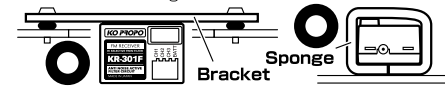
Mounting the Receiver Electric-powered car

When fixing the receiver in place on the chassis or on the "mechanical deck", use two pieces of double-sided tape, one on top of the other, so that the receiver is cushioned somewhat. Be sure that the crystal is on the high side when installing the receiver on the chassis or the "mechanical deck". The noise is conducted by them, especially a carbon product. If a receiver is not stuck, it will become strong to noise.



● Notes on Installing the Receiver Gasoline-powered car

Do not secure the receiver on the chassis or the "mechanical deck". Vibrations will cause the receiver to malfunction and may even cause internal damage to the receiver. Either use the bracket (receiver holder), provided with the kit, or else cushion the receiver with a sponge like material. Please avoid installing the receiver where exhaust gasses come into direct contact with the unit. Invasion of an exhaust gas will result in irreparable damage. Avoid installing near engine or muffler where heat may cause damage for the case, malfunctioning will occur.



Service (Japan Only)

All KO products have been carefully inspected prior to operating. However, if you have any problems while using it under normal conditions or the set has any detects, it will be repaired in accordance with warranty conditions. When requesting service, report the detailed description of the problem. This helps reduce the time required for repair.

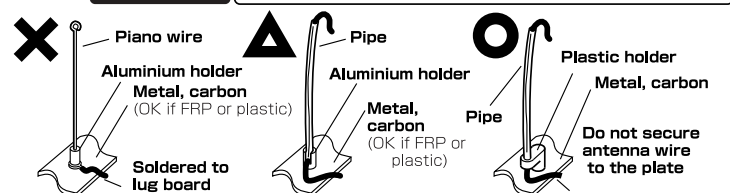
● If you feel the unit is still not functioning correctly...

- Once again refer to this instruction manual for further checking.
- If the problem still exists, please contact our Service Dept. When using our Service Dept., please provide details of the following information available under the situation.
 - Name of Tx, Rx, Servo, Electric Speed Controller, Motor, Batteries, Chassis
 - A use situation, the failure, condition when trouble occurred
 - Your name, address or phone and fax number that we can contact you on.
- Please send the information described above when requesting repair.

● Notes on Antenna Installation

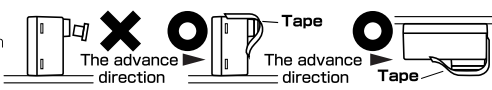
The antenna pipe of the product made of plastic is used as possible use the plastic product. when you mount indispensably. Do not use the antenna of the metal is easy to conduct. It may cause some dangerous situations. When using on FRP or carbon hollow antenna on a racing car, etc., do not pass the antenna wire through the pipe, allow it to trail away loosely outside.

CAUTION! Do not cut the antenna wire, not use piano wire for metal, carbon chassis. It may result in dangerous situations.



● Notes on Installing

The crystal direction facing front or down, the crystal may fall out by the shock of a crash or vibration Please use crystal fixing on the case with tapes



Kondo Kagaku Co., Ltd. Service dept.

For more information Phone:03-3807-7751 FAX:03-3807-8155
Business hours: Monday through Friday except for Sundays,
Web site : www.kopropropo.co.jp and Japanese National holiday
4-17-7,Higashi-Nippori,Arakawa-ku,Tokyo,116-0014,Japan