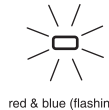


FRONT

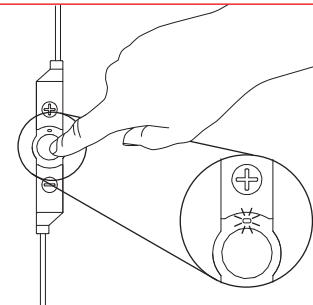


Bluetooth Discovery Mode

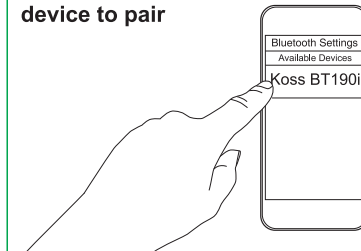
To enter Bluetooth discovery mode, from an off state, depress and hold the center button until light flashes red and blue.



red & blue (flashing)



Select “Koss BT190i” on transmitting device to pair



Microphone

Bluetooth Paired

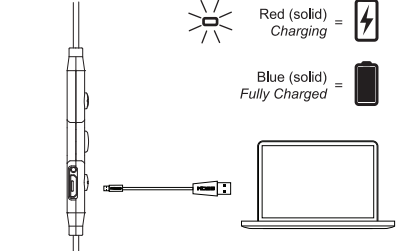
When the indicator light flashes blue two times in 5 second intervals, the device is paired with Bluetooth.



blue (flashing)
1 flash/ 5s

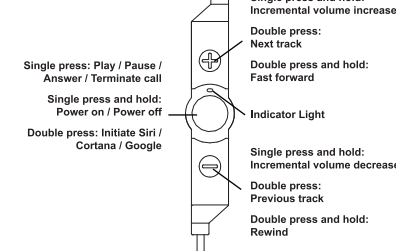


Charging



Red (solid) = Charging
Blue (solid) = Fully Charged

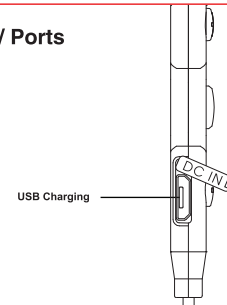
Controls / Ports



Single press: Play / Pause / Answer / Terminate call
Single press and hold: Power on / Power off
Double press: Initiate Siri / Cortana / Google

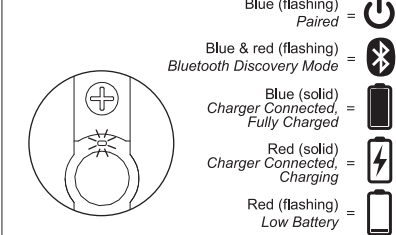
Single press and hold: Incremental volume increase
Double press: Next track
Double press and hold: Fast forward
Indicator Light
Single press and hold: Incremental volume decrease
Double press: Previous track
Double press and hold: Rewind

Controls / Ports



USB Charging

Light Language



Blue (flashing) Paired =
Blue & red (flashing) Bluetooth Discovery Mode =
Blue (solid) Charger Connected, Fully Charged =
Red (solid) Charger Connected, Charging =
Red (flashing) Low Battery =

BACK

Changes or modifications not expressly approved by the party responsible for compliance could void the user's authority to operate the equipment.

This equipment has been tested and found to comply with the limits for a Class B digital device, pursuant to Part 15 of the FCC Rules. These limits are designed to provide reasonable protection against harmful interference in a residential installation. This equipment generates, uses and can radiate radio frequency energy and, if not installed and used in accordance with the instructions, may cause harmful interference to radio communications. However, there is no guarantee that interference will not occur in a particular installation.

If this equipment does cause harmful interference to radio or television reception, which can be determined by turning the equipment off and on, the user is encouraged to try to correct the interference by one or more of the following measures:
 -- Reorient or relocate the receiving antenna.
 -- Increase the separation between the equipment and receiver.
 -- Connect the equipment into an outlet on a circuit different from that to which the receiver is connected.
 -- Consult the dealer or an experienced radio/TV technician for help.

This device complies with part 15 of the FCC rules and Industry Canada license-exempt RSS standard(s). Operation is subject to the following two conditions:

- (1) this device may not cause harmful interference, and
- (2) this device must accept any interference received, including interference that may cause undesired operation.

Le présent appareil est conforme aux CNR d'Industrie Canada applicables aux appareils radio exempts de licence. L'exploitation est autorisée aux deux conditions suivantes :

- (1) l'appareil ne doit pas produire de brouillage, et
- (2) l'utilisateur de l'appareil doit accepter tout brouillage radioélectrique subi, même si le brouillage est susceptible d'en compromettre le fonctionnement.

WARNING

Please read these safety warnings carefully to ensure your personal safety and prevent property damage.

- Do not leave your devices in close proximity to open flames or extreme sources of heat.
- Do not expose your devices to liquid or extreme humidity.
- Do not drop, disassemble, microwave, incinerate or paint your devices.
- Do not expose your devices to extreme high or low temperatures.
- Clean your devices with a clean, dry cloth.
- Do not leave your devices in direct sunlight for an extended period of time.
- Do not dispose of your devices in a fire. The battery could explode causing injury or death.
- Do not attempt to clean your devices while they are being charged.
- Only charge your devices with the components supplied with the devices.
- Do not attempt to disable the devices, chargers or cables or force open the built-in battery.
- Do not charge your devices in damp areas or in extreme high or low temperatures.
- Do not leave or store the devices or any of their accessories near or over your automobile's airbags, because serious injury may result when an airbag deploys.

KOSS stereophones

Koss Corporation • 4129 N. Port Washington Ave.
 Milwaukee, WI 53212 / USA • 1-800-USA-KOSS (1-800-872-5677)
 Koss-UK Ltd., Registered Office Address
 One New Change, London, EC4M 9AF / UK
 For warranty information visit www.koss.com.

1-YEAR LIMITED WARRANTY

KOSS, KOSS and Design, THE SOUND OF KOSS, and HEARING IS BELIEVING are Registered in U.S. Patent and Trademark Office and are trademarks of Koss Corporation in other countries.
 WARNING: This product contains a chemical known to the State of California to cause cancer, birth defects, or reproductive harm. Listen at moderate volumes to avoid hearing damage.
 Product features and specifications are subject to change without notice. Product may vary from images shown.



Hearing is Believing

Scale = 1:1
 = Dieline 刀横线
 = Fold Lines 折线