



# KD-200-60 F Series

KD250GX-LFB2 KD255GX-LFB2

## CUTTING EDGE TECHNOLOGY

As a pioneer with four decades of experience in the development of photovoltaic systems, Kyocera drives the market as a leading provider of PV products. We demonstrate our *Kaizen* philosophy, or commitment to continuous improvement, by setting the industry standard in the innovation of best-in-class solar energy equipment.

## QUALITY BUILT IN


- UV-stabilized, anodized aluminum frame in black
- Supported by major mounting structure manufacturers
- Easily accessible grounding points on all four corners for fast installation
- Proven junction box technology with 12 AWG PV wire works with transformerless inverters
- Locking plug-in connectors provide safe, quick connections

## PROVEN RELIABILITY

- Kyocera modules confirmed by the Desert Knowledge Australia Solar Centre to have the highest average output of any crystalline module
- First module manufacturer in the world to pass long-term sequential testing performed by TÜV Rheinland
- This series construction also passed TÜV Rheinland's Salt Mist Corrosion Test at Severity Level 6, the most intense test conditions available
- Only module manufacturer to achieve the rank of "Performance Leader" in all six categories of GTM Research's 2014 PV Module Reliability Scorecard

## CERTIFICATIONS

- UL1703 Certified and Registered, UL Fire Safety Class C, CEC
- NEC2008 Compliant, IEC 61215/61730, and ISO 14001
- IEC61701 Ed.2 Severity 6 (Salt Mist Corrosion Test)



## ELECTRICAL SPECIFICATIONS

Standard Test Conditions (STC) STC = 1000 W/M <sup>2</sup> irradiance, 25°C module temperature, AM 1.5 spectrum*			
	KD250GX-LFB2	KD255GX-LFB2	
P <sub>max</sub>	250	255	W
V <sub>mp</sub>	29.8	30.4	V
I <sub>mp</sub>	8.39	8.39	A
V <sub>oc</sub>	36.9	37.6	V
I <sub>sc</sub>	9.09	9.09	A
P <sub>tolerance</sub>	+5/-0	+5/-0	%

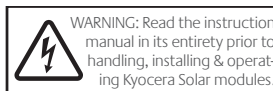
Nominal Operating Cell Temperature Conditions (NOCT) NOCT = 800 W/M <sup>2</sup> irradiance, 20°C ambient temperature, AM 1.5 spectrum*			
T <sub>NOCT</sub>	45	45	°C
P <sub>max</sub>	180	184	W
V <sub>mp</sub>	26.8	27.4	V
I <sub>mp</sub>	6.72	6.72	A
V <sub>oc</sub>	33.7	34.4	V
I <sub>sc</sub>	7.36	7.36	A
PTC	223.7	228.3	W

Temperature Coefficients			
P <sub>max</sub>	-0.46	-0.46	%/°C
V <sub>mp</sub>	-0.52	-0.52	%/°C
I <sub>mp</sub>	0.0065	0.0065	%/°C
V <sub>oc</sub>	-0.36	-0.36	%/°C
I <sub>sc</sub>	0.060	0.060	%/°C
Operating Temp	-40 to +90	-40 to +90	°C

System Design	
Series Fuse Rating	15 A
Maximum DC System Voltage (UL)	600 V
Hailstone Impact	in (25mm) @ 51mph (23m/s)

\* Subject to simulator measurement uncertainty of +/- 3%. KYOCERA reserves the right to modify these specifications without notice.

NEC 2008 COMPLIANT  
UL 1703 LISTED

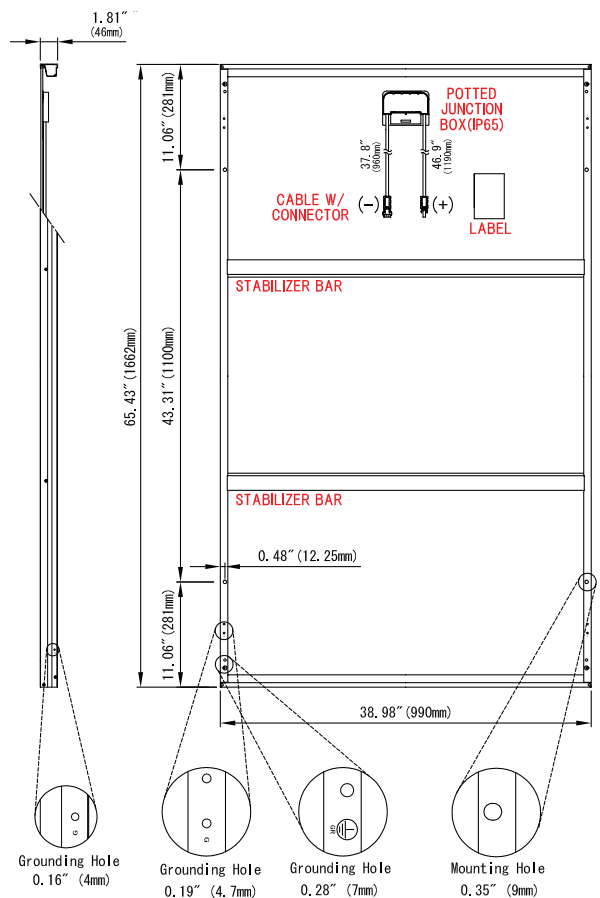


## MODULE CHARACTERISTICS

Cells per module:	60 (6 x 10)
Dimensions: length/width/height	65.43in/38.98in/1.81in (1662mm/990mm/46mm)
Weight:	44.1lbs (20.0kg)

## PACKAGING SPECIFICATIONS

Modules per pallet:	20
Pallets per 53' container:	36
Pallet box dimensions: length/width/height	66in/40in/47in (1675mm/1005mm/1175mm)
Pallet box weight:	990 lbs (450kg)



### FRAME CROSS SECTION DIAGRAM

