

This device is only sold in JAPAN.

Safety Precautions

For proper handset use, carefully read Safety Precautions beforehand. Keep this guide for future reference.

Observe these safety precautions to prevent injury or damage to property.

KYOCERA accepts no liability for any loss or damages incurred by you or a third party as a result of missed calls, etc., due to malfunction, erroneous operation or failure of this product.

↓ Labels

↓ Symbols

↓ Handset, Battery, U SIM Card, A C Charger, Micro U SB Cable (Sold Separately), Earphone Adapter Cable & microSD Card (Sample)

↓ Battery

↓ Handset




↓ USIM Card & microSD Card (Sample)

↓ AC Charger, Micro USB Cable (Sold Separately)

↓ Handset Use & Electronic Medical Equipment

Labels

Risks of injury or damage from improper use are categorized by levels. Understand these labels before reading this guide.







Mark	Descriptions
 DANGER	Great risk of death or serious injury ¹ from improper use
 WARNING	Risk of death or serious injury ¹ from improper use
 CAUTION	Risk of injury ² or damage to property ³ from improper use

1 Serious injury includes: Loss of eyesight, physical injury, high temperature burns, low temperature burns, electric shock, fractures, poisoning and other conditions having side effects or requiring hospitalization or longterm treatment.

- 2 Injury includes: Physical burns (high-temperature and low-temperature), electric shock, and other conditions not requiring hospitalization or long-term treatment.
- 3 Damage to property includes: Incidental damage to structures and household property and/or to pets and livestock.

Symbols

Make sure you understand the following symbols and precautions before reading this guide.

Mark	Descriptions
 Prohibited	Action prohibited
 Do Not Disassemble	Disassembly prohibited
 Avoid Liquids Or Moisture	Exposure to liquids prohibited
 Do Not Use Wet Hands	Handling with wet hands prohibited
 Compulsory	Action compulsory
 Disconnect Power Source	Unplug power cord

Handset, Battery, USIM Card, AC Charger, Micro USB Cable (Sold Separately), Earphone Adapter Cable & microSD Card (Sample)

DANGER



Use KYOCERA specified devices (battery, AC Charger, Earphone Adapter Cable, or Micro USB Cable) only.

Use of non-specified devices may cause battery to leak, overheat, rupture or ignite; or may cause Charger/Micro USB Cable/Earphone Adapter Cable to overheat, ignite or malfunction.



Do Not
Disassemble

Do not disassemble/modify/solder handset.

May cause fire, injury, electric shock or malfunction. Also, battery may leak, overheat, rupture or ignite. Modifying handset is a violation of the Radio Law and subject to penalty.



Prohibited

Do not charge, use or leave handset in places subject to high temperatures (near an open flame or heating equipment, in direct sunlight or inside a car on a hot day).

May cause deformation or malfunction; or may cause battery to leak, overheat, ignite or rupture. Also, the outer housing may become hot resulting in burns.



Prohibited

Handset may become hot after prolonged use, especially in high-temperature conditions.

Skin contact for extended period when hot may cause low-temperature burns.



Prohibited

Do not use excessive force to attach battery, AC Charger, Micro USB Cable or Earphone Adapter Cable to handset.

Battery or AC Charger may be the wrong way around. Battery may leak, overheat, rupture or ignite.



WARNING



Prohibited

Do not place handset, battery, AC Charger, Micro USB Cable or Earphone Adapter Cable in a microwave oven or pressure cooker, or on an induction cooktop.

May cause battery to leak, overheat, rupture or ignite; or may cause handset, AC Charger, Micro USB Cable or Earphone Adapter Cable to overheat, emit smoke, ignite or malfunction.



Compulsory

Turn off handset when entering gas stations or other places where flammable gases (propane gas, gasoline, etc.) or fine particulates generate. Be sure to turn off handset beforehand. Do not charge battery in such places.

Gases may ignite.

Using handset near petrochemicals or other flammables may cause fire or explosion.



Prohibited

Do not drop/throw handset or expose it to excessive shock.

May cause battery to leak, overheat, rupture or ignite; or may cause fire, electric shock or malfunction.



Compulsory

If you notice an unusual sound, odor, smoke, etc. while using, charging or storing handset, immediately:

1. Unplug AC Charger from outlet.
2. Turn handset power off.
3. Remove battery from handset, being careful of burn or injury.

Continued use may cause fire or electric shock.



Prohibited

Do not charge when handset is wetted.

May cause electric shock or short circuit leading to malfunction or fire. Malfunction due to charging while wetted is not covered under warranty.



Avoid Liquids
Or Moisture

Your handset is waterproof. However, discontinue use if water or other liquid enters handset (External Device Port Cover, Battery Cover, etc.).

Using handset as is may cause overheating, fire, or malfunction.



Prohibited

Keep liquids (water, pet urine, etc.) and conductive materials (e.g. pencil lead, metal fragments, metal necklaces, hairpins, etc.) away from External Device Port.

May cause short circuit, resulting in fire or malfunction.

 **CAUTION**



Prohibited

Do not place handset on an uneven or unstable surface.

Handset may fall, leading to injuries or handset malfunction. Be particularly careful while charging or when vibrator is activated.



Prohibited

Do not touch handset, battery, AC Charger, or Micro USB Cable for extended period when powered externally.

May cause low-temperature burns.



Prohibited

Do not leave in presence of corrosive chemicals or gases.

May cause malfunction, resulting in loss of internal data.



Avoid Liquids
Or Moisture

Do not use in high humidity.

Humidity when worn on body may cause malfunction. Malfunction determined to be due to water entering handset or humidity is not covered under warranty.



Compulsory

Keep handset out of reach of infants.

Failing to do so may result in small parts being accidentally swallowed or may cause injury.



Compulsory

When a child uses handset, parent supervision is advised. Provide child with proper instructions.

Failing to do so may cause injury, etc.

Battery

 **DANGER**

Read battery label to confirm battery type; use/dispose of battery accordingly.

Symbol on Label	Battery Type
Li-ion00	Lithium-ion



Prohibited

Do not short-circuit the (+) and (-) terminals.

May cause battery to rupture, ignite, or overheat.



Prohibited

Do not insert battery in handset with (+) and (-) reversed.

May cause battery to rupture, ignite, or overheat. If there is trouble inserting battery, do not force battery and check connection points.



Prohibited

Do not dispose of battery in fire.

May cause battery to leak, rupture or ignite.



Prohibited

Do not damage (nail, hammer, stomp, etc.) battery or subject it to strong impacts/shocks.

May cause battery to leak, overheat, rupture or ignite.



Prohibited

Keep metal objects (pins, etc.) away from battery terminals. Do not carry or store conductive materials (e.g. pencil lead, metal fragments, metal necklaces, hairpins, etc.) together with battery.

May cause battery to leak, overheat, rupture or ignite.



Compulsory

If battery fluid gets into eyes, immediately rinse with clean water and consult a doctor. Do not rub eyes.

Failing to do so may result in loss of eyesight.



Do Not Use
Wet Hands

Never handle with wet hands.



WARNING



Avoid Liquids
Or Moisture

Battery is not waterproof.

Do not wet battery (water, sea water, pet urine, etc.). Do not charge a wetted battery. Wetting may cause battery to overheat, rupture, or ignite.



Compulsory

If battery fluid gets on your skin or clothing, immediately stop handset use and rinse with clean

water.

Battery fluid may harm your skin.



Compulsory

If battery is not fully charged even after specified charging time, stop charging.

Battery may leak, overheat, rupture or ignite.



Compulsory

If you notice an unusual odor, overheating, discoloration, deformation, etc. while using, charging or storing battery, remove it from handset and keep it away from fire. Be careful not to burn or injure yourself.

Continued use may cause battery to leak, overheat, rupture or ignite.



Compulsory

Keep battery away from pets.

Bites may cause battery to leak, overheat, rupture or ignite, or cause device malfunction or fire.



CAUTION



Prohibited

Do not dispose of battery with other waste.

Bring used battery to a WILLCOM Plaza/WILLCOM Counter or recycling center after insulating the terminals with tape. Be sure to observe local regulations on battery disposal.



Prohibited

Do not remove sticker wrapped around battery.

May cause malfunction.



Prohibited

Do not forcibly insert/remove battery.

May damage battery or Battery Cover, and cause injury.

Handset



DANGER



Compulsory

Check your surroundings to confirm that it is safe to make/receive calls, send/receive messages, take pictures or record videos, play games, or access the Internet.

Failing to do so may cause you to trip over or cause a traffic accident.



Compulsory

Be careful with volume of a headset.

Difficulty hearing around you may result in an accident.



WARNING



Prohibited

Difficulty hearing around you may result in an accident.

Not following items 1 to 4 below and "[Water & Dust Resistance](#)" may cause handset to ignite, overheat, or malfunction, or may cause scratches or electric shock.

1 Do not use submersed (including key operation).

2 Do not immerse in liquid other than room temperature fresh water or tap water.

3 Do not subject to water flow stronger than rating ([IPX5](#), [IPX7](#)) or leave in water for an extended period.

4 Do not place on sand (beach, etc.)



Prohibited

Do not use while operating a vehicle (car, motorcycle, bicycle, etc.)

May cause a traffic accident. Use of a mobile phone while driving is prohibited by law, and is subject to penalty. Stop vehicle in a safe location (where parking is allowed) before using handset.



Compulsory

Keep handset power off near high precision electronic devices or devices using weak signals.

Handset may cause these devices to malfunction.

Devices that may be affected:

Hearing aids, implanted cardiac pacemakers, implanted defibrillators and other electronic medical equipment; fire alarms, automatic doors and other automatic control devices.



Compulsory

Display uses reinforced glass. If glass breaks due to shock (being dropped) or extreme force, do not touch with hands, feet, etc.

May cause injury. If glass breaks, discontinue use and visit a WILLCOM Service Center or KYOCERA Technical Service Center.



Compulsory

Keep handset power off aboard aircraft.

When in-flight use is permitted, observe airline instructions.



Compulsory

If you have a weak heart, be careful with incoming call vibrator and ringtone volume settings.

These may affect your heart.



Compulsory

If thunder is heard while outside, immediately turn handset power off and seek shelter.

Failing to do so may attract lightning and cause electric shock.



Prohibited

Do not point Infrared Port at eyes.

May impair vision.



Prohibited

Do not turn on or shine Light near someone's eyes. Do not look directly at Light when it is on. Also do not point Light at someone else and turn it on.

May cause harm such as loss of eyesight. Especially, do not photograph infants up close. May also temporarily affect eyesight or startle, leading to injury or other accident.



Prohibited

If handset becomes damaged or contents exposed, do not touch broken or exposed parts.

May cause electric shock or injury. Discontinue use and visit a WILLCOM Service Center or KYOCERA Technical Service Center.



Prohibited

Do not gaze at a bright or flashing screen in a dark location.

Only rarely, screen brightness or flashing can cause symptoms in individuals such as convulsions or loss of consciousness. See a doctor beforehand if you have such history.



Prohibited

Do not expose Camera Lens to direct sunlight for extended period.

Since Lens collects light, may cause handset to ignite or a fire.



Compulsory

Use handset normally with External Device Port Cover and Battery Cover secured.

If unsecured, may allow dust, water, etc. to enter and cause electric shock or malfunction due to short-circuiting.



Compulsory

Be sure to watch One-Seg in well-lit conditions and hold Display away from you.

May impair vision.




CAUTION



Do Not Disassemble

Never use a modified handset.

Using a modified handset is a violation of the Radio Law. Handset is certified as compliant with technical regulations as specific radio equipment based on the Radio Law, indicated by a  mark on handset.

Such certification is nullified if handset interior is modified. Using handset with certification nullified is a violation of the Radio Law and should never be used in such state.



Compulsory

Be careful of objects attaching to Receiver.

Receiver is magnetic. Pieces of metal (tacks, pins, cutter blades, staples, etc.) can be magnetized and cause unexpected injury. Check Receiver before use.



Prohibited

Do not use handset in a vehicle if it affects in-vehicle electronic devices.

Use of handset in some types of vehicles may, in some rare cases, affect in-vehicle electronic devices and interfere with safe driving.



Compulsory

If skin abnormality occurs with use of handset, immediately discontinue use and consult a doctor.

Handset contains metals, etc. Depending on your physical condition, you may experience itchiness, rash, etc.

For more information, see [Materials](#).



Prohibited

Keep magnetic cards, etc. away from handset.

Failing to do so may cause magnetic data on a cash card, credit card, telephone card or floppy disk to be lost.



Prohibited

Do not swing handset by Strap, etc.

Handset may strike you or persons around you, or Strap may break and cause injury, malfunction, or damage.



Compulsory

Handset may become hot during prolonged use.

Skin contact for extended period may cause low-temperature burns.



Compulsory

Be careful with volume of a headset.

Prolonged use may impair hearing, and sudden loudness may hurt ears.



Compulsory

Use handset in temperatures between 5°C–35°C and humidity within 35%–85% (limited use in temperatures between 36°C–40°C).

Malfunction determined to be due to use in extremes beyond these ranges is not covered under warranty.



Compulsory

Remove protective Display sheet before use.

Using handset with sheet attached may cause injury. Be careful of injuring fingers when removing.

USIM Card & microSD Card (Sample)



CAUTION



Prohibited

Do not bend USIM Card or place a heavy object on it.
May cause malfunction.



Prohibited

Do not carelessly touch or short-circuit IC (metal) portion of USIM Card.
May cause loss of data or malfunction.



Prohibited

Do not scratch IC (metal) portion of USIM Card.
May cause malfunction.



Avoid Liquids
Or Moisture

Do not wet USIM Card.
May cause malfunction.



Prohibited

Insert microSD Card in specified direction all the way without suddenly releasing your finger.



Prohibited

Always power off handset before inserting or removing microSD Card.
May cause malfunction and loss of internal data.



Prohibited

Do not use excessive force when removing microSD Card.
May cause malfunction and loss of internal data.

AC Charger, Micro USB Cable (Sold Separately)



WARNING



Prohibited

Do not cover or wrap with clothing or bedding during charging.

Heat may build up resulting in fire or malfunction.



Prohibited

Use the specified power supply and voltage.

Failing to do so may cause fire or malfunction.

AC Charger: 100 to 240 V AC (for household AC outlets only)

Also, do not use commercially available voltage converters, as when travelling. May cause fire, electric shock or malfunction.



Disconnect
Power Source

Hold plug and unplug AC Charger from outlet before extended periods of handset disuse.

Failing to do so may cause electric shock, fire or malfunction.



Compulsory

Plug in firmly to base of outlet.

If not plugged in firmly, may cause AC Charger/Micro USB Cable to ignite or overheat, a fire, or electric shock.



Avoid Liquids
Or Moisture

AC Charger and Micro USB Cable are not waterproof.

Use where not exposed to liquids (water, pet urine, etc.). May cause AC Charger/Micro USB Cable to overheat, ignite, a fire, electric shock, or short circuit. If wetted, immediately unplug from outlet.



Disconnect
Power Source

If liquid (water, pet urine, etc.) gets into AC Charger, immediately hold plug and unplug AC Charger from outlet.

Failing to do so may cause electric shock, smoke emission or fire.



Compulsory

If dust accumulates on AC Charger plug, hold plug and unplug AC Charger from outlet and wipe with a dry cloth.

Failing to do so may cause fire.



Compulsory

Plug in AC Charger firmly all the way, being careful that conductive objects (pencil lead, metal, metal necklaces or hairpins, etc.) do not come in contact with plug or terminals.

May cause electric shock, short circuit, fire, etc.



Do Not Use
Wet Hands

Do not plug/unplug AC Charger/Micro USB Cable with wet hands.

May cause electric shock or malfunction.



Prohibited

If thunder is audible, do not touch AC Charger/Micro USB Cable.

May cause electric shock.



Avoid Liquids
Or Moisture

Never use in high humidity (bath room, etc.).

May cause electric shock or malfunction.



Avoid Liquids
Or Moisture

Do not charge a wetted battery.

May cause electric shock or malfunction.



Prohibited

Do not use in way that exceeds the rating for outlets or wiring.

Exceeding rating such as with a power bar may cause charger to ignite, overheat, or a fire.



Prohibited

Do not damage, shorten by cutting, twist, pull, or place heavy objects on cable or use while bundled. Do not use if damaged.

May cause AC Charger/Micro USB Cable to ignite, a fire, electric shock, or short circuit.



Compulsory

To connect AC Charger/Micro USB Cable to handset, always hold by plug and insert straight. Hold by plug to disconnect.

Pulling by cable may damage cable and cause AC Charger/Micro USB Cable to ignite, a fire, or electric shock.



CAUTION



Disconnect
Power Source

Firmly hold plug and unplug AC Charger from outlet before cleaning.

Failing to do so may cause electric shock.



Compulsory

Do not unplug AC Charger by pulling the cable. Firmly hold plug and unplug AC Charger.

Pulling the cable may damage the cable resulting in electric shock or fire.



Prohibited

When AC Charger is connected to an outlet, do not pull on cord or otherwise subject AC Charger to strong shock.

May cause injury or malfunction.

Handset Use & Electronic Medical Equipment

The following information conforms to “The Guidelines on Use of Mobile Phones and Other Devices to Prevent Electromagnetic Wave Interference with Electronic Medical Equipment” (Electromagnetic Compatibility Conference Japan, March 1997), as well as refers to “The Investigative Research Report on the Influence of Electromagnetic Waves on Medical Equipment” (Association of Radio Industries and Businesses, March 2001).



WARNING



Compulsory

Keep handset a minimum of 22 centimeters from implanted cardiac pacemaker or implanted defibrillator.

Radio waves may interfere with the operation of implanted cardiac pacemakers or implanted defibrillators.



Compulsory

When using electronic medical equipment (other than implanted cardiac pacemakers/defibrillators) outside of medical institutions, consult device manufacturer about the influence of radio waves.

Radio waves may interfere with the operation of electronic medical equipment.



Compulsory

Handset radio waves may affect electronic medical equipment. Observe these guidelines in medical institutions:

- Do not bring handset into an operating room, ICU (Intensive Care Unit) or CCU (Coronary Care Unit).
- Turn off handset in hospital wards.
- Turn off handset even in lobbies or areas where use is permitted if there is electronic medical equipment nearby.
- Observe the instructions of individual medical institutions and do not use or bring handset into prohibited areas.



Compulsory

Keep handset power off in crowded places such as rush hour trains; a person with an implanted cardiac pacemaker or implanted defibrillator may be nearby.

Radio waves may interfere with the operation of implanted cardiac pacemakers or implanted defibrillators.

General Notes

Observe the following for optimal performance. Please use handset after reading carefully.

↓ Usage Basics

↓ Precautions

↓ Camera

↓ Quake Alert (Application)

↓ Bluetooth®

↓ Wi-Fi (Wireless LAN)

↓ Electromagnetic Safety

↓ CE Declaration of Conformity

↓ RF Energy & Specific Absorption Rate (SAR)

↓ FCC RF Exposure Information

↓ European RF Exposure Information

Usage Basics

- Content saved on handset (Address Book, mail, music, photos, videos, etc.) may be altered or erased due to accident, malfunction/repair, or other handling. Keep a copy of important content. KYOCERA is not liable for any damages or lost profit resulting from alteration or loss of content.
- Do not use in places with much dust or vibration.
- Use of handset near a landline phone, TV, or radio may affect the image and sound quality of the equipment.
- Depending on conditions of use (in call, using Internet or mail, charging, etc.), handset and USIM Card may become warm. This is not a defect or malfunction.
- Be sure to charge battery before using handset for the first time or if handset has not been used for a long time. (During charging, battery may become warm. This is not a defect or malfunction.)
- Depending on usage, bulges may appear on battery near end of battery life. This is normal for lithium-ion batteries and does not affect safety.
- Sticker on handset bearing the manufacture number (in Battery Compartment) is certification that

your handset is licensed under the Radio Law and Telecommunications Business Law. Do not remove.

- Mail saved on handset, downloaded content (whether paid for or free), etc. cannot be transferred to an exchange handset (replacing old handset, submitting handset for repairs, etc.).
- When using handset in public places, take care not to annoy other people around you.
- Wearing polarized sunglasses may cause Display to appear dark or distorted at certain angles.
- Hold handset so receiver is centered in ear during a call. Your earlobe can block the receiver and may make the other party difficult to hear.
- Trying to use keys during content playback may cause content to stop or other abnormal operation.
- Keeping Viewfinder open or shooting videos, operating Browser, etc. repeatedly for a continuous and extended period causes handset to become warm. Skin contact for extended period when handset is warm may cause low-temperature burns.
- Surrounding brightness is detected by Brightness Sensor. Avoid covering Sensor.
- Placing a sticker over Proximity Sensor may cause Display to dim when a call is arriving or during a call, preventing further operation.
- microSD Card may feel warm when removed from handset after prolonged use. This is not a defect or malfunction.
- Do not use or store microSD Card in place where static electricity or electrical noise occurs easily.
- Back up content on an microSD Card to a PC or other media (FD, MO, CD-RW, etc.). KYOCERA is not liable for any damages resulting from loss of content due to microSD Card breakage or other failure.
- If you choose to set one, do not forget PIN/password for canceling Screen Lock. If you do forget it, bring handset to be reset. Contact a WILLCOM Service Center for information.
* PIN (Lock No.) is "9999" by default.
- A variety of applications can be installed to handset from "Google Play" provided by Google Inc. KYOCERA no guarantee whatsoever with regard to the nature (quality, reliability, legality, suitability for a purpose, validity of information, accuracy, etc.) of these applications that you yourself have installed, or with regard to any problems (viruses, etc.) resulting from them.

Precautions

- Excess weight on handset may damage Display or internal parts, resulting in malfunction. Do not sit with handset in pocket or place at bottom of bag with other heavy objects. Even without exterior damage, it will not be covered under warranty.
- Do not use the following items in extreme temperatures or high humidity (use in temperatures between 5°C–35°C and humidity within 35%–85%).
 - AC Charger
 - Micro USB Cable (sold separately)

- Do not use the following items in extreme temperatures or high humidity. Use in temperatures between 5 °C–35°C and humidity within 35% –85% (limited use in temperatures between 36°C–40°C).

-DIGNO DUAL (YAKF-1) unit

-battery

- Depending on operation and conditions of use, handset may become hot. Charging may then stop as a safety precaution. Handset will power off if use is continued when hot.
- Clean External Device Port with a cotton swab occasionally. If dirty, may cause poor connection. Do not apply force and deform or scratch terminals.
- To clean handset, wipe it with dry, soft cloth. Do not use benzene, thinner, alcohol, soap, or other solvents. Doing so may discolor or remove exterior features or print.
- Before removing battery, power off handset and wait for Display to dim. Not doing so may cause saved content to be altered or erased.
- Usable battery time decreases in extreme temperature conditions (left in car with closed windows on a hot day, et c.). Battery life also shortens. Using handset at room temperature is recommended.
- Before extended period of disuse, remove battery and store in battery case away from high temperature and humidity (battery case supplied with spare battery (sold separately)). Note that not energizing handset for extended period may cause content in handset to be erased.
- Battery is near end of its life when charging no longer restores handset functionality or bulges appear. Purchase a specified battery. Life depends on conditions of usage.
- For environmental reasons, do not dispose of battery with other waste. Bring used battery to a WILLCOM Plaza/WILLCOM Counter or recycling center.

For collection and recycling of rechargeable batteries and recycling center information:

Battery Association of Japan

Tel: 03-3434-0261

Website: <http://www.baj.or.jp>



Li-ion00

- Handset Display pixels may be missing or remain lit. This is not a defect or malfunction.
- Do not subject Display to strong shock such pressing forcefully or hitting it. May cause scratches or breakage.
- Display uses high-transparency glass, and can appear dirty due to smudging, dust, etc. To clean, wipe with a dry, soft cloth.
- Do not rub or scratch Display or Camera Lens with a hard object.
- When placing handset in a pocket or bag, ensure that metal or other hard materials do not contact Display. Be careful with handset strap having metal or other hard parts, which may cause scratches or breakage.

- Water forms inside handset (called condensation) if moved from a cold to hot place (outdoors to indoors) or used in high humidity. May cause malfunction.
- Do not leave near air conditioning vent. Condensation from sudden temperature changes may cause corrosion of handset interior and malfunction.
- A strong magnet nearby may cause malfunction.
- Be careful not to drop handset and scratch surface finish. Remaining water, etc. may cause surface finish to peel.
- Display may be difficult to view in bright conditions (outdoors, under fluorescent lighting, etc.). This is not a defect or malfunction.
- USIM Card remains the property of WILLCOM. If lost or damaged, it is replaced at cost. If it seems to be malfunctioning or if lost/stolen, visit a WILLCOM Plaza/WILLCOM Counter or contact [Customer Service](#). Take old USIM Card (after subscription cancellation, etc.) to a WILLCOM Plaza/WILLCOM Counter.
- Do not use excessive force to insert/remove USIM Card.
- Malfunction due to inserting USIM Card in another IC Card reader/writer, etc. is at your own risk.
- Keep IC (metal) portion clean for use.
- Do not adhere labels, etc. on USIM Card.
- Do not disassemble or modify USIM Card. May cause content to be erased or malfunction.
- Insert microSD Card properly. Cannot be used if not inserted properly.
- Do not touch, wet, or dirty microSD Card terminal surface.
- Do not bend microSD Card.
- Before disposing of old microSD Card, physically destroy microSD Card after erasing saved content to prevent content leakage.
- Unplug AC Charger if it will not be used.
- Do not wrap AC Charger with its cable. may cause electric shock, fire, or the Charger to ignite.

Camera

- Do not leave Camera Lens under direct sunlight. May burn or fade colors of elements.
- Shooting photos or storing handset in a warm place for extended period may affect image quality.
- Camera is high-precision, including pixels which always appear bright or dark. Blue, red, white, etc. dots will appear when shooting in extremely dark conditions.
- When shooting indoors under fluorescent lighting, flickering (extremely faint and not visible) may appear as stripes in image. This is not a defect or malfunction.
- Camera may make sound during operation, such as when being activated. This is not a defect or malfunction.
- Keeping Viewfinder open or shooting videos, operating Browser, etc. repeatedly for a continuous and extended period causes handset to become warm. Skin contact for extended period when handset is warm may cause low-temperature burns

- Observe proper etiquette when using Camera.
- Creating a public nuisance with Camera may be punishable by law.
- Practice taking and previewing pictures, videos, and audio before using Camera on important occasions like wedding ceremonies.
- Photo files (below, content) may be altered or erased due to repairs or other handling. KYOCERA is not liable for any damages or lost profit resulting from content alteration/erasure or its restoration.
- Do not use Camera in locations where shooting photos or videos is prohibited.

Quake Alert (Application)


- Quake Alert Setting is enabled by default.
- An alert tone sounds when an alert is received, even in Silent mode.
- Alerts are not received during calls/transmissions or in poor signal conditions.
- Depending on usage/situation, handset may receive alerts for other areas or no alerts.
- Standby Time may decrease when Quake Alert Setting is enabled.
- KYOCERA cannot be held liable for any damages associated with this service, including accidents resulting from received information, reception timing or reception failure.

Bluetooth®

■ Frequencies

Handset Bluetooth® function uses 2.402 GHz – 2.480 GHz frequencies in the 2.4 GHz band.

2.4FH1: Uses 2.4 GHz band, FH-SS modulation, with a maximum interference range of 10 m.

: Utilizes 2.402 GHz – 2.480 GHz band without mobile device bandwidth differentiation.



■ Bluetooth® Cautions

• Handset Bluetooth® function is certified as compliant with domestic and FCC regulations. Use is restricted in some countries/regions. Confirm local laws before use abroad.

• The 2.4 GHz band used by handset Bluetooth® function is shared by other devices. Handset Bluetooth® function tries to minimize effects of other devices using the same bandwidth, but connection speed and distance may be reduced or function may be disconnected.

• Connection speed and distance vary depending on distance between connected devices, obstacles, and Bluetooth® devices.

■ Before Using Bluetooth®

Bluetooth® operating frequency band is used by industrial, scientific, consumer and medical

equipment including microwave ovens, other similar radio stations, premises radio stations for identifying mobile units used in manufacturing lines (radio stations requiring a license), specified low power radio stations (radio stations requiring no license) and amateur radio stations (hereafter, “other radio stations”).


1. Before handset use, be sure “other radio stations” are not in use nearby.
 2. If handset radio waves interfere with “other radio stations”, promptly move or power off.
 3. For further information, visit a WILLCOM Plaza/WILLCOM Counter or contact [Customer Service](#).
- All handset operations when connected with a Bluetooth®-compatible device are not verified and therefore not guaranteed.
 - Handset supports the Bluetooth®-standard security function for secure radio communication. However, be careful when using Bluetooth®, as security may be insufficient depending on conditions of usage or settings.
 - KYOCERA no liability for data/information leaks during communication using Bluetooth®.

Wi-Fi (Wireless LAN)

■ Frequencies

Handset Wi-Fi function uses the 2.4 GHz band.

Uses 2.4 GHz band, DS-SS/OFDM modulation, with a maximum interference range of 40 m.

 Utilizes 2.4 GHz band with mobile device bandwidth differentiation.



■ Wi-Fi Cautions

- Handset wireless LAN function is certified as compliant with domestic and FCC/CE regulations. Use is restricted in some countries/regions including France. Confirm local laws before use abroad.
- The 2.4 GHz band used by handset Wi-Fi function is shared by other devices. Handset Wi-Fi function tries to minimize effects of other devices using the same bandwidth, but connection speed and distance may be reduced or function may be disconnected.
- Connection speed and distance vary depending on distance between connected devices, obstacles, and Wi-Fi devices.

■ Before Using Wi-Fi

Wi-Fi operating frequency band is used by industrial, scientific, consumer and medical equipment including microwave ovens, other similar radio stations, premises radio stations for identifying mobile units used in manufacturing lines (radio stations requiring a license), specified low power radio stations (radio stations requiring no license) and amateur radio stations (hereafter, “other radio stations”).

1. Before handset use, be sure “other radio stations” are not in use nearby.
2. If handset radio waves interfere with “other radio stations”, promptly move or power off.

3. For further information, visit a WILLCOM Plaza/WILLCOM Counter or contact [Customer Service](#).
- All handset operations when connected with a Wi-Fi-compatible device are not verified and therefore not guaranteed.
 - Handset supports the Wi-Fi-standard security function for secure radio communication. However, be careful when using Wi-Fi, as security may be insufficient depending on conditions of usage or settings.
 - KYOCERA accepts no liability for data/information leaks during communication using Wi-Fi.

Electromagnetic Safety

For body-worn operation, this phone has been tested and meets RF exposure guidelines when used with accessories containing no metal, that position handset a minimum of 10 mm from the body. Use of other accessories may not ensure compliance with RF exposure guidelines.

CE Declaration of Conformity



In some countries/regions, such as France, there are restrictions on the use of Wi-Fi. If you intend to use Wi-Fi on the handset abroad, check the local laws and regulations beforehand.

KYOCERA Corporation hereby declares that DIGNO DUAL (YAKF-1) is in compliance with the essential requirements and other relevant provisions of Directive 1999/5/EC.

A copy of the original declaration of conformity for each model can be found at the following Internet address:

<http://www.kyocera.co.jp/prdct/telecom/consumer/>

RF Energy & Specific Absorption Rate (SAR)

DIGNO DUAL (YAKF-1) meets MIC* technical regulation for exposure to radio waves.

The technical regulation established permitted levels of radio frequency energy, based on standards developed by independent scientific organizations through periodic and thorough evaluation of scientific studies.

The regulation employs a unit of measurement known as Specific Absorption Rate, or SAR. SAR limit is 2 watts/kilogram (W/kg)** averaged over ten grams of tissue.

SAR limit includes a substantial safety margin designed to assure safety of all persons, regardless of age/health. The value of SAR limit equals international guidelines recommended by ICNIRP^{***}.

The maximum SAR value for this mobile phone is ●●●W/kg under PHS communication and ●●●W/kg under 3G communication.

While there may be differences between SAR levels of various phones at various positions, all meet MIC technical regulation.

Although SAR is determined at the highest certified power level, actual SAR of the phone during operation can be well below maximum value.

For more information about SAR, see the following websites:

- Ministry of Internal Affairs and Communications (MIC)
<http://www.tele.soumu.go.jp/e/sys/ele/body/index.htm>
- Association of Radio Industries and Businesses (ARIB)
<http://www.arib-emf.org/> (Japanese)

*Ministry of Internal Affairs and Communications

**The technical regulation is provided in Article 14-2 of the Ministry Ordinance Regulating Radio Equipment.

***International Commission on Non-Ionizing Radiation Protection

FCC RF Exposure Information

Your handset is a radio transmitter and receiver. It is designed and manufactured not to exceed the emission limits for exposure to radio frequency (RF) energy set by the Federal Communications Commission of the U.S. Government.

The guidelines are based on standards that were developed by independent scientific organization through periodic and thorough evaluation of scientific studies. The standards include a substantial safety margin designed to assure the safety of all persons, regardless of age/health.

The exposure standard for wireless handsets employs a unit of measurement known as the Specific Absorption Rate, or SAR. The SAR limit set by the FCC is 1.6 W/kg. The tests are performed in positions and locations (e.g. at the ear and worn on the body) as required by the FCC for each model.

The highest SAR value for this model handset as reported to the FCC when tested for use at the ear

is 0.72 W/kg, and when worn on the body in a holder or carry case, is 0.58 W/kg.

Body-worn Operation: This device was tested for typical body-worn operations with the back of the handset kept 1.0 cm from the body. To maintain compliance with FCC RF exposure requirements, use accessories that maintain a 1.0 cm separation distance between the user's body and the back of the handset. The use of beltclips, holsters and similar accessories should not contain metallic components in its assembly.

The use of accessories that do not satisfy these requirements may not comply with FCC RF exposure requirements, and should be avoided. The FCC has granted an Equipment Authorization for this model handset with all reported SAR levels evaluated as in compliance with the FCC RF emission guidelines. SAR information on this model handset is on file with the FCC and can be found under the Display Grant section of <http://www.fcc.gov/oet/ea/> after searching on FCC ID JOYYTMF-1.

Additional information on Specific Absorption Rates (SAR) can be found on the Cellular Telecommunications & Internet Association (CTIA) website at <http://www.phonefacts.net>.

European RF Exposure Information

Your mobile device is a radio transmitter and receiver. It is designed not to exceed the limits for exposure to radio waves recommended by international guidelines. These guidelines were developed by the independent scientific organization ICNIRP and include safety margins designed to assure the protection of all persons, regardless of age and health.

The guidelines use a unit of measurement known as the Specific Absorption Rate, or SAR. The SAR limit for mobile devices is 2 W/kg and the highest SAR value for this device when tested at the ear was ●●● W/kg*. As mobile devices offer a range of functions, they can be used in other positions, such as on the body as described in this User Guide. In this case, the highest tested SAR value is ●●● W/kg. As SAR is measured utilizing the devices highest transmitting power the actual SAR of this device while operating is typically below that indicated above. This is due to automatic changes to the power level of the device to ensure it only uses the minimum level required to reach the network.

The World Health Organization has stated that present scientific information does not indicate the need for any special precautions for the use of mobile devices. They note that if you want to reduce your exposure then you can do so by limiting the length of calls or using a hands-free device to keep the mobile phone away from the head and body.

- * The tests are carried out in accordance with international guidelines for testing.
- ** Please see Electromagnetic Safety for important notes regarding body worn operation.

Safety Information

To prevent possible hearing damage, do not listen at high volume levels for long periods.



Water & Dust Resistance

Handset has waterproof ratings equivalent to IPX5 and IPX7 (External Device Port Cover and Battery Cover secure) (KYOCERA testing). However failure to observe precautions given here may allow water, sand, foreign particles, etc. to enter handset and may cause handset to overheat, ignite, or cause electric shock, scratches, or malfunction. For safe handset use, first read precautions here.

IPX5 equivalent

Handset continues to function as a phone after being sprayed from all directions with 12.5 liters of water per minute from a 6.3 mm diameter nozzle for at least 3 minutes, from a distance of approximately 3 meters.

IPX7 equivalent

Handset continues to function as a phone without water intrusion after being slowly immersed in still tap water of room temperature to a depth of 1 meter, and left there for approximately 30 minutes before being removed again.

Meaning, . . .

handset can be used in rain (less than 20 mm per hour), bath room, kitchen, at poolside, etc.

↓ [Before Use](#)

↓ [In Various Environments](#)

↓ [Shared Precautions](#)

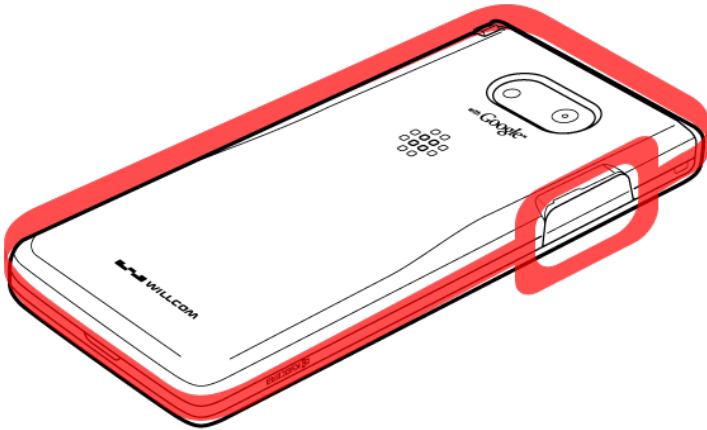
↓ [If Exposed to Water](#)

↓ [When Charging](#)

Before Use

- Secure External Device Port Cover and Battery Cover to prevent water intrusion. Confirm that all

closures are secure.



- Particles (hair, sand, etc.) lodged between joining surfaces may allow water intrusion.
- DO not open/close External Device Port Cover or Battery Cover if hands/handset is wet.
- Do not place handset directly on beach sand, etc. Exposing Mic/Receiver/Speaker, etc. to sand may reduce volume.
- Do not use submersed (including key operation).
- Do not expose to or immerse in liquid other than room temperature fresh water or tap water (soap/detergent/bath salt water, hot spring water, hot water, muddy water, sea water, pool water, alcohol, etc.).



Soap/detergent/
bath salt water



Hot spring water



Hot water



Sand/mud



Sea water



Pool water

In Various Environments

- Rain
 - Do not use in heavy rain (20 mm or more per hour).
 - * Water remaining on Display may cause Touchscreen to malfunction.
 - DO not open/close External Device Port Cover or Battery Cover while exposed to rain or if hands are wet.
- Bath room
 - Do not immerse or drop in bathtub. Do not use submersed.
 - * Water remaining on Display may cause Touchscreen to malfunction.
 - Do not immerse in soap/detergent/bath salt water or hot spring water.

- Do not expose directly to warm shower.
 - Do not expose to hot water.
 - Avoid prolonged use in bath room.
 - Use handset in temperatures between 5 °C–35 °C and humidity within 35%–85% (limited use in temperatures between 36 °C–40 °C).
 - Kitchen
 - Do not expose to or immerse in liquid other than fresh water or tap water (water with soap/detergent or spices, or beverage).
 - Do not expose to or immerse in hot water or in chilled water.
 - Do not leave handset in extremely hot/cold locations, (e.g., near ovens/stoves or in refrigerators).
 - Do not subject handset to strong water pressure (more than 6 liters per minute).
 - Poolside
 - Do not immerse or drop in pool water. Do not use submersed.
 - Pool water is chlorinated. If wetted with pool water, promptly wash off with room temperature tap water. Do not use a brush.
- * Somewhat low water pressure (6 or less liters per minute)

Shared Precautions

- Close External Device Port Cover and secure Battery Cover with its rubber seal placed correctly. Lodged particles (lint, hair, sand, etc.) may allow water intrusion.
- Do not insert pointed object between External Device Port Cover/Battery Cover and handset. May scratch seal and allow water to enter.
- Do not open or close External Device Port Cover/Battery Cover while wearing gloves. Lodged particles (lint, hair, sand, etc.) from glove may allow water intrusion.
- Check handset and hands for moisture, sand, grime, etc. before opening or closing External Device Port Cover/Battery Cover. May enter handset or become lodged in closures, resulting in malfunction or water intrusion. Wipe hands with lint-free clean, dry cloth if necessary.
- Do not leave handset wetted. Water may enter from gaps. May also reduce volume. If wetted, [shake handset](#), and promptly remove as much water as possible with a lint-free clean, dry cloth. In cold regions, handset may freeze and cause malfunction.
- Handset is waterproof for only for fresh water/tap water. Not waterproof for hot water, salt water, soap water, chemicals, sweat, etc. If exposed to other types of moisture or sand/mud/etc., promptly wash off with room temperature tap water. Wash using hands (do not use brush) and hold External Device Port Cover and Battery Cover secured.
 - * Somewhat low water pressure (6 or less liters per minute)
- Do not expose to strong water pressure (e.g., tap/shower water that hurts) above rating (IPX5, IPX7) or immerse for extended period.
- Do not wash in a washing machine, ultra-sonic washing machine, etc.

- Do not subject to strong shock while submerged (e.g., drop into basin, toilet, washing machine with water).
- Handset accessories (AC Charger, etc.) are not waterproof.
- Do not insert pointed objects in holes of Mic, Receiver, or Speaker.
- External Device Port Cover and seal on back of Battery Cover are vital to waterproofing. Observe the following.
 - Do not remove or scratch.
 - Do not allow particles to adhere. Lodged particles (lint, hair, sand, etc.) may allow water intrusion. Always remove.
 - Remaining liquid other than fresh water or tap water (hot water, salt water, detergent water, chemicals, sweat, etc.) may degrade waterproofing.
 - Be careful sealing is not pinched when securing closures. Forcing closures with sealing pinched scratches sealing and may degrade waterproofing.
 - Replace waterproofing components every two years for waterproofing, regardless of appearance. Replacement can be provided at cost while handset is retained. Visit a WILLCOM Plaza/WILLCOM Counter or contact [Customer Service](#).
- Do not drop or otherwise subject handset to strong shock. May degrade waterproofing.
- Handset will not float.
- Do not immerse in hot water, use in a sauna, or subject to hot air from a hair dryer, etc.
- Use handset in temperatures between 5°C–35°C and humidity within 35%–85% (limited use in temperatures between 36°C–40°C). Use in extremes beyond these ranges may degrade waterproofing.
- Sudden temperature change results in condensation. Let handset reach room temperature before moving from cold to hot places (e.g., shower/bath) to prevent condensation. Handset has no anti-condensation features.
 - * If condensation forms inside Display, leave at room temperature until condensation dries.
- Handset fulfills performance requirements for assumed usage. However, handset is not guaranteed for any and all conditions of actual usage. Malfunction determined to be due to mishandling is not covered under warranty.

If Exposed to Water



Using a wet handset allows water to collect in Mic, Receiver, Speaker, or Audio Port. This may affect call quality, wet your clothing, carrybag, etc., or allow water into handset. Follow steps below to drain water.

Wipe handset with a lint-free clean, dry cloth



2

Shake handset as shown until there is no more wetting



3

Press a lint-free clean, dry cloth into gaps (Mic, Receiver, Speaker, etc.) to remove any water



4

After removing as much water as possible, leave handset at room temperature for at least 1 hour

- Some water may still remain in handset. Do not leave handset beside/in items that you do not want to get wet (clothing, carrybag, etc.).

When Charging

Accessories (included or sold separately) are not waterproof. Check the following before and after charging.

- Check that handset is not wetted. If wetted, drain water and wipe with a lint-free clean, dry cloth before opening External Device Port Cover.
- If charging after handset is wetted, drain water and wipe with a lint-free clean, dry cloth before opening External Device Port Cover.
- Never charge while handset is wet. Charging while wet may result in malfunction, overheating, etc.
- Do not touch AC Charger/Micro USB Cable (sold separately) with wet hands. May cause electric shock.
- Use AC Charger/Micro USB Cable (sold separately) where not exposed to water. May cause fire or electric shock.
- Do not use AC Charger/Micro USB Cable (sold separately) near water sources (bath room/shower, sinks/basins, etc.). May cause fire or electric shock.

FCC Notice

This device complies with part 15 of the FCC Rules. Operation is subject to the following two conditions: (1) This device may not cause harmful interference, and (2) this device must accept any interference received, including interference that may cause undesired operation.

Note:

This equipment has been tested and found to comply with the limits for a Class B digital device, pursuant to part 15 of the FCC Rules. These limits are designed to provide reasonable protection against harmful interference in a residential installation. This equipment generates, uses, and can radiate radio frequency energy and, if not installed and used in accordance with the instructions, may cause harmful interference to radio communications.

However, there is no guarantee that interference will not occur in a particular installation. If this equipment does cause harmful interference to radio or television reception, which can be determined by turning the equipment off and on, the user is encouraged to try to correct the interference by one or more of the following measures:

- Reorient or relocate the receiving antenna.
- Increase the separation between the equipment and receiver.
- Connect the equipment into an outlet on circuit different from that to which the receiver is connected.
- Consult the dealer or an experienced radio/TV technician for help and for additional suggestions.

Warning

The user is cautioned that changes or modifications not expressly approved by the manufacturer could void the user's authority to operate the equipment.