MUSIC
THAT
MOVES

RockStar MINI USER GUIDE

DreamWave Technologies LLC
www.godreamwave.com

What's in the box

• RockStar MINI*1

• Type-C charging cable*1

• User guide*1

• 3.5mm Audio cable*1

• Warranty card*1

Product Introduction

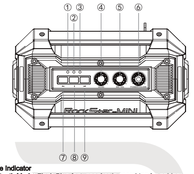

① **Mode Indicator**
Bluetooth Mode: Flash Blue fast, speaker is searching for pairing;
Solid Blue, Bluetooth connection is completed between speaker and device.
USB Mode: Flash Blue slow
Aux IN Mode: Flash Red slow
② **TWS Indicator**
Flash White fast, speaker is searching for TWS connection;
Solid White, TWS connection is completed between speakers.
③ **Low Battery Indicator**
Low battery status: Flash Red
*** Normal status:** No light on
④ **ECHO Volume Knob**
Turn ECHO volume knob to adjust microphone Echo volume, turn the volume up+ by clockwise rotation, and turn the volume down- by anti clockwise rotation.
⑤ **MIC Volume Knob**
Turn MIC volume knob to adjust microphone volume, turn the volume up+ by clockwise rotation, and turn the volume down- by anti clockwise rotation.
⑥ **Power ON/OFF & Volume Knob**
Power ON/OFF: Long press button to Power ON/OFF
Volume Adjustment: Turn the volume up+ by clockwise rotation, and turn the volume down- by anti clockwise rotation.
⑦ **⏮ : PRVIE Button**
Bluetooth/USB Mode: Short press ⏮ into previous song.
⑧ **⏯ Bluetooth Button**
Bluetooth/USB Mode: Short press ⏯ to PAUSE/PLAY music.
Bluetooth Mode: Long press ⏯ to cut off Bluetooth connection with current device, speaker will search for pairing with new device.
Incoming Calls Mode: Short press ⏯ to answer calls and hand it up;
Long press ⏯ to reject the phone.
⑨ **⏭ : Next Song Button**
Bluetooth/USB Mode: Short press ⏭ into next song.

Input

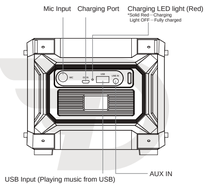

Battery Charging

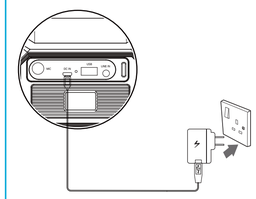

Bluetooth

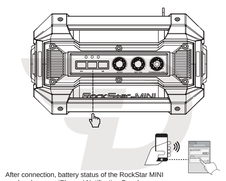

After connection, battery status of the RockStar MINI can be shown on iPhones' Notification Panel with iOS 5.0 and above.

TWS Function Operation

For the ULTIMATE listening experience, you can pair or connect TWO RockStar MINI speakers together by using DUAL PAIRING MODE with the following steps:

A=Master RockStar MINI
B=Slave RockStar MINI

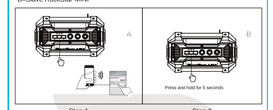

Step 1 Step 2

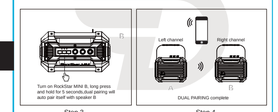

Step 3 Step 4

1.Make sure you turn off all music apps on your mobile device before entering DUAL PAIRING mode.
2.The RockStar MINI is capable of connecting with two separate mobile devices at one time. However, to enter DUAL PAIRING mode, please make sure the first "Master" RockStar MINI you are pairing with is connected to ONLY ONE mobile device.
3.The second "Slave" RockStar MINI must not be connected with any mobile devices before entering DUAL PAIRING mode.
4.In DUAL PAIRING mode, pressing the power button on either of the two RockStar MINIs, will turn off both RockStar MINIs together.
5.Successfully DUAL PAIRED RockStar MINIs will remain paired even after you power them off and will automatically stay connected the next time you power them on for use.

AUX IN

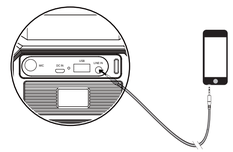

USB Connect

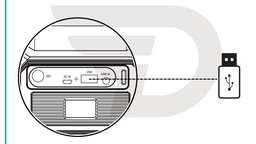

Hands-free

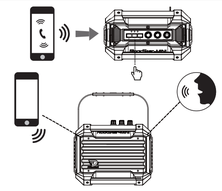

Technical Information

Power:40W RMS

Hands-free calling

Bluetooth 5.0+EDR,A2DP AVRCP

IPX5 Splashproof

Rechargeable Battery 7800mAH
Up to 8 hours Audio playback
(5 hours at max volume, full bass status)

High Range Speaker Driver*2
Full Range Speaker Driver*1
Passive Radiator*2

Support USB playing

Support Karaoke

TWS Dual Pairing
(Support Bluetooth or USB Disk Mode)

5V/2A~12/1.5A intelligent identification
Automatic conversion voltage to 12V
from Quick Charge adapter to save charging time

Dimensions: W188×D108×H148mm
W7.40×D4.25×H5.82 inch

Net Weight:1350g/1.35kg/2.2lb/47.62 oz

EN

Bluetooth Version:	5.0 + EDR
Support:	A2DP, AVRCP Handsfree speakerphone
IP rate:	IPX5, splashproof
Power:	40W
Frequency response:	50Hz-20kHz
SN Ratio:	75dB
Battery type:	Li-ion 7800mAh
Music playing time:	5hrs at max volume,full bass status
Dimensions:	W188xD108xH148mm/7.40x4.25x5.82inch
Weight:	1350g /1.35KG/2.2lb /47.62 oz

DK

Bluetooth Version:	5.0 + EDR
Understøtter:	A2DP, AVRCP Håndfri hajttalertelefon
IP rate:	IPX5, splashproof
Effekt:	40W
Frekvensområde:	50Hz-20kHz
Signal/støj forhold:	75dB
Batteri type:	Lithium-ion 7800mAh
Afspilningstid:	5 timer ved max volume og fuld bas
Dimensioner:	W188xD108xH148mm/7.40x4.25x5.82inch
Vægt:	1350g /1.35KG/2.2lb /47.62 oz

ES

Versión Bluetooth:	5.0 + EDR
Compatible:	A2DP, AVRCP altavoz manos libres
Certificación IPX:	IPX5 (a prueba de salpicaduras)
Potencial nominal:	40W
Respuesta de frecuencia:	50Hz-20kHz
SN Proporcional:	75dB
Tipo de Batería:	Lones de litio 7800mAh
Tiempo de Reproducción de Música:	5 hrs con volumen máximo
Dimensiones:	W188xD108xH148mm/7.40x4.25x5.82inch
Peso:	1350g /1.35KG/2.2lb /47.62 oz

PL

Wersja Bluetooth	5.0 + EDR
Funkcje:	A2DP, AVRCP Zestaw głośnomówiący
Stopień ochrony:	IPX5, odporny na zachlapania
Moc znamionowa:	40W
Pasmo przenoszenia:	50Hz-20kHz
Stosunek sygnału do szumu (S/N):	75dB
Bateria:	Litowo-jonowa 7800mAh
Czas odtwarzania muzyki:	5 godz. z maksymalną głośnością i basem
Wymiary:	W188xD108xH148mm/7.40x4.25x5.82inch
Waga:	1350g /1.35KG/2.2lb /47.62 oz

CHT

藍牙版本：	5.0 + EDR
支持：	A2DP, AVRCP 免提通話
防水等級：	IPX5
功率：	40W
頻率：	50Hz-20kHz
信噪比：	75dB
電池：	7800mAh 鋰電池
播放時長：	最大音量下續航5小時
產品尺寸：	W188xD108xH148mm/7.40x4.25x5.82inch
產品淨重：	1350g /1.35KG/2.2lb /47.62 oz

JP

Bluetoothバージョン	5.0 + EDR
対応プロファイル：	A2DP, AVRCP ハンズフリー
防水性能：	IPX5、防水
定格出力：	40W
再生周波数：	50Hz-20kHz
SNレシオ：	75dB
バッテリー・タイプ：	リチウムリオン 7800mAh
連続再生時間：	最大音量で5時間
寸法：	W188xD108xH148mm/7.40x4.25x5.82inch
重量：	1350g /1.35KG/2.2lb /47.62 oz

FR

Bluetooth Version:	5.0 + EDR
soutien	A2DP, AVRCP appel mains libre
IP niveau:	IPX5,etanche
Puissance :	40W
Frequence:	50Hz-20kHz
SN taux:	75dB
Batterie type:	Lithium-ion 7800mAh
Temps de lecteur:	5 heures en maximum volume
Dimensions:	W188xD108xH148mm/7.40x4.25x5.82inch
Poids:	1350g /1.35KG/2.2lb /47.62 oz

DE

Bluetooth Version:	5.0 + EDR
Support:	A2DP, AVRCP Freisprecheinrichtung
IP rate:	IPX5, spritzwasser geschützt
Power:	40W
Frequenz:	50Hz-20kHz
SN Verhältnis:	75dB
Batterietyp:	Lithium-Ionen 7800mAh
Musik Wiedergaberzeit:	5 Stunden bei max Lautstärke, volle Bässe
Abmessungen:	W188xD108xH148mm/7.40x4.25x5.82inch
Gewicht:	1350g /1.35KG/2.2lb /47.62 oz

RU

Версия Bluetooth:	5.0 + EDR
Поддерживает:	A2DP, AVRCP защита от искажений Беспроводной микрофон
Степень защиты (IP):	IPX5, защита от брызг
Мощность:	40W
Частотная характеристика:	50Hz-20kHz
Отношение сигнал/шум:	75dB
Тип батареи:	Литиево-ионная 7800mAh
Продолжительность проигрывания:	5 часов при максимальной громкости
Параметры:	W188xD108xH148mm/7.40x4.25x5.82inch
Вес:	1350g /1.35KG/2.2lb /47.62 oz

CHS

蓝牙版本：	5.0 + EDR
支持：	A2DP, AVRCP 免提通话
防水等级：	IPX5
功率：	40W
频率：	50Hz-20kHz
信噪比：	75dB
电池：	7800mAh 锂电池
播放时长：	最大音量下续航5小时
产品尺寸：	W188xD108xH148mm/7.40x4.25x5.82inch
产品净重：	1350g /1.35KG/2.2lb /47.62 oz

Trouble Shooting

- Applicable To: All DreamWave Bluetooth speakers.
- The trouble shooting steps in this article apply if audio is intermittent, crackling or distorted when streaming via Bluetooth.

1. Try playing other audio files. Ensure that audio can play fine from the same audio device when using a headphone.

2. If Step 1 is not the case, try listening to audio by connecting the speaker to the Bluetooth device using the Aux-in cable. This will isolate if it's a Bluetooth connection issue or not. Remember to disconnect/un-pair the Bluetooth connection first.

3. If the issue only happens when connecting via Bluetooth, do the following:

a. Check that you are connected to the correct speaker (i.e. select "RockStar MINI"within the Bluetooth list on your device).
b. Check that the volume is not set to minimum.
c. Ensure that the distance between the speaker and the Bluetooth device is with the distance of 10 meters.
d. Turn the speaker off and turn it on again to reset the speaker.
e. Clear the current pairing selection of your Bluetooth device.
f. To further isolate the problem, do please shut down all other surrounding Bluetooth devices.
g. Try to re-pair the speaker with the Bluetooth device.

If the problem still persist when connecting either to Bluetooth or Aux-in, please contact Dreamwave Customer Support via email.

Patent:ZL201530028192.2

FCC Statement
This device complies with part 15 of the FCC rules. Operation is subject to the following two conditions: (1) this device may not cause harmful interference, and (2) this device must accept any interference received, including interference
that may cause undesired operation.

Changes or modifications not expressly approved by the party responsible for compliance could void the user's authority to operate the equipment.

NOTE: This equipment has been tested and found to comply with the limits for a Class B digital device, pursuant to part 15 of the FCC Rules. These limits are designed to provide reasonable protection against harmful interference in a residential installation. This equipment generates uses and can radiate radio frequency energy and, if not installed and used in accordance with the instructions, may cause harmful interference to radio communications. However, there is no guarantee that interference will not occur in a particular installation. If this equipment does cause harmful interference to radio or television reception, which can be determined by turning the equipment off and on, the user is encouraged to try to correct the interference by one or more of the following measures:
- Reorient or relocate the receiving antenna.
- Increase the separation between the equipment and receiver.
- Connect the equipment into an outlet on a circuit different from that to which the receiver is connected.
- Consult the dealer or an experienced radio/TV technician for help.

The device has been evaluated to meet general RF exposure requirement. The device can be used in portable exposure condition without restriction.