



LCN®

Price book 5

Effective August 12, 2017 • Rev. 8/17



This price list supersedes and cancels all previous price lists. Prices shown are subject to change without notice.

Administrative Offices

Allegion Administrative Office
11819 N. Pennsylvania St.
Carmel, IN 46032
allegion.com/us

Placing orders

You can place orders with Allegion via the fax number or email listed below:

Fax#: 1-800-248-1460
Email: Order_LcnClosers@allegion.com

Customer Care

Our Customer Care Representatives are available for questions or assistance.

You can reach them at **877-671-7011** (Press 1 for Sales Support | Press 2 for Product Support | Press 3 for SSC) or through the email addresses listed below:

Sales Support

Carolinas

(North Carolina, South Carolina, Virginia)
Carolinas_Sales_Support@allegion.com

Central

(Arkansas, Illinois, Iowa, Kansas, Missouri, Nebraska, Oklahoma)
Central_Sales_Support@allegion.com

Chicago

(Illinois-Northern, Wisconsin)
Chicago_Sales_Support@allegion.com

Florida

Florida_Sales_Support@allegion.com

Great Lakes

(New York, Pennsylvania)
Great_Lakes_Sales_Support@allegion.com

Metro New York

Metro_New_York_Sales_Support@allegion.com

Michigan

Michigan_Sales_Support@allegion.com

Mid Atlantic

(Delaware, Maryland, New Jersey)
Mid_Atlantic_Sales_Support@allegion.com

Midwest

(Indiana, Kentucky, Ohio, West Virginia)
Midwest_Sales_Support@allegion.com

Mountain States

(Colorado, Idaho, Montana, Nevada, Utah, Wyoming)
Mountain_States_Sales_Support@allegion.com

New England

(Connecticut, Main, Massachusetts, New Hampshire, Rhode Island, Vermont)
New_England_Sales_Support@allegion.com

North Central

(Minnesota, North Dakota, South Dakota)
North_Central_Sales_Support@allegion.com

Northern California

Northern_California_Sales_Support@allegion.com

Northwest

(Alaska, Oregon, Washington)
Northwest_Sales_Support@allegion.com

South

(Alabama, Georgia, Louisiana, Mississippi, Tennessee)
South_Sales_Support@allegion.com

Southern California

(California-Southern, Hawaii)
Southern_California_Sales_Support@allegion.com

Southwest

(Arizona, New Mexico)
Southwest_Sales_Support@allegion.com

Texas

Texas_Sales_Support@allegion.com

Technical Product Support

Closers

Closers_TechProdSupport@allegion.com

Request for Quote

Carolinas

(North Carolina, South Carolina, Virginia)
Carolinas.Quotes@allegion.com

Central

(Arkansas, Illinois, Iowa, Kansas, Missouri, Nebraska, Oklahoma)
Central.Quotes@allegion.com

Chicago

(Illinois-Northern, Wisconsin)
Chicago.Quotes@allegion.com

Florida

Florida.Quotes@allegion.com

Great Lakes

(New York, Pennsylvania)
GreatLakes.Quotes@allegion.com

Metro New York

Metro.Quotes@allegion.com

Michigan

Michigan.Quotes@allegion.com

Mid Atlantic

(Delaware, Maryland, New Jersey)
MidAtlantic.Quotes@allegion.com

Midwest

(Indiana, Kentucky, Ohio, West Virginia)
Midwest.Quotes@allegion.com

Mountain States

(Colorado, Idaho, Montana, Nevada, Utah, Wyoming)
Mtn.States.Quotes@allegion.com

New England

(Connecticut, Main, Massachusetts, New Hampshire, Rhode Island, Vermont)
NewEngland.Quotes@allegion.com

North Central

(Minnesota, North Dakota, South Dakota)
NorthCentral.Quotes@allegion.com

Northern California

NoCal.Quotes@allegion.com

Northwest

(Alaska, Oregon, Washington)
Northwest.Quotes@allegion.com

South

(Alabama, Georgia, Louisiana, Mississippi, Tennessee)
South.Quotes@allegion.com

Southern California

(California-Southern, Hawaii)
SoCal.Quotes@allegion.com

Southwest

(Arizona, New Mexico)
Southwest.Quotes@allegion.com

Texas

Texas.Quotes@allegion.com

TABLE OF CONTENTS

Contact Information.....	2	Control Box Components.....	28-29
Table of Contents/ How To Order.....	3	Actuator/Sensors Quick Find Guide.....	30-31
Available Finishes/SRI.....	4	Actuators, Sensors and Accessories.....	32-49
Order Form.....	5	Parts & Accessories.....	50-63
General Terms.....	6-9	Senior Swing Diagram.....	64
Door Closer Specialists.....	10	Benchmark Diagram.....	65
Complete Door Closers.....	11-23	Glossary of Abbreviations.....	66
Magnets.....	24	Wiring Diagrams.....	67
Specialty Products, Fasteners.....	25	Wiring Diagram Request Form.....	69
Control Boxes.....	26-27	LCN Warranty.....	71

HOW TO ORDER CLOSERS, COMPONENTS, PARTS & ACCESSORIES

1. **Identify** the closer series; 1460, 2030, 4040XP, 4210T, 4310ME, 4640, 6030, etc.
2. Determine if any **additional information** is required, such as: handing, finish, spring size, voltage, etc.
3. Order the material using suffix number with the description and include all necessary information.
Examples: 4111 Closer x RH x CUSH x AL or 4040SE Closer x 24v x DKBRZ
4. For additional information on how to order specific closers, please see the 'How to Order' page in each individual closer section of the **LCN General Catalog** or call **LCN Customer Care**.

SPECIAL NOTES

1. All **RAL** custom finishes will be powder coated and metal covers (**list add \$10 for most series, list add \$30 for 1450 and 4050 series**) will be substituted for standard covers for all closers except the 1460 series. 1460 series closers may be custom finished but a **DS** cover (**list add \$30**) must be selected.
2. **LCN** offers more than 180 **RAL** custom finishes. There is a list add of (**\$35**) per closer for an **RAL** finish. Most series require a metal cover (**MC**) (**\$10 add**). **LCN** also offers a Brite Metallic (**MTLPC**) powder coat finish. There is a list add of (**\$60**) per closer for the **MTLPC** finish. Most series require a metal cover (**MC**) (**\$10 add**).
3. **LCN** plated list prices already include -72MC (1460 includes -72DS). Disregard the additional list add for metal cover (**MC**).
4. **LCN** powder finishes exceed **ANSI/BHMA standard A156.4** for corrosion resistance by at least a factor of four. **LCN** powder coat finishes combined with the **LCN Special Rust Inhibitor (SRI)** pre-treatment exceed this standard even further.
5. **Special Rust Inhibitor (SRI)** is a pretreatment that is applied prior to the **LCN** powder coat finish and greatly exceeds **ANSI/BHMA Standard A156.4** for corrosion resistance. **LCN** requires an additional (**list add \$40**) charge per closer, component or part.
6. **LCN** plated finishes exceed **ANSI/BHMA standard A156.4** for corrosion resistance.
7. Optional **TORX** security screw packs can be substituted for standard screw packs on most closers. See '**Add for TORX Screw Pack**' for additional charge. In some cases, not all fasteners can be provided as **TORX**, consult factory for details.
8. **LCN** can mark individual closer boxes with door or opening #'s. Please specify 'itemized' when ordering. Markings (e.g., door number, stock reference numbers) on individual product cartons will be provided with no charge.
9. **Special Template (ST)** pricing is available by contacting **LCN Technical/Product Support or LCN Customer Care**.
10. All closers conform to standards **UL10C** and **UBC 7-2** (1997).
11. If an item or price is not listed in the **LCN August 12, 2017 Price List**, consult factory for availability & pricing.
12. Prices listed in the **LCN August 12, 2017 Price List** are subject to change without notice. The current '**Terms of Sale**' applies. All prices listed in the **LCN August 12, 2017** are in US dollars.

Powder Coated Finishes

LCN closers can be specified in six standard or over 180 custom powder coated finishes. Powder coating provides superior protection against the effects of weathering and provides a durable, chip resistant finish. For information about custom finishes, plated finishes and a special rust inhibiting (SRI) process, see the LCN General Catalog.

Standard Powder Coated Finishes

See LCN General Catalog, page 5 for exact colors.

- **AL (BHMA 689) - Aluminum**
- **DKBRZ (BHMA 695) - Dark Bronze**
- **BRASS (BHMA 696) - Brass**
- **LTBRZ (BHMA 691) - Light Bronze**
- **STAT (BHMA 690) - Statuary**
- **BLACK (BHMA 693) - Black**

Optional Custom Powder Coated Finishes

- **180 Custom Finishes (contact customer service for availability)**
- **Superior Appearance**
- **Environmentally Friendly Process**
- **Durable and Chip Resistant**
- **Corrosion Resistant**
- **Match Doors, Frames, and Hardware**

Optional SRI

When powder coated closers are installed in high humidity or potentially corrosive installations like swimming pools, water treatment facilities or near large bodies of water, specify LCN SRI Pretreatment. This optional process extends the corrosion protection offered by powder coat finishes.

Optional Plated Finishes

LCN offers 7 plated finishes at additional cost: US 3, US 4, US 10, US 11, US 15, US 26 and US 26D

For a list of available BAA/ARRA compliant products please contact your local SSC or sales representative to see the BAA/ARRA catalog.

ORDER FORM

<i>Sold To:</i> _____	<i>Purchase Order #</i> _____
_____	<i>Purchase Order Date</i> _____
_____	<i>Requested Ship Date</i> _____
_____	<i>Project Name</i> _____
_____	<i>Shipping Instructions</i> _____
_____	_____

<i>Ship To:</i> _____	<p style="text-align: center; margin: 0;">THIS SPACE FOR FACTORY USE ONLY</p> <table border="0" style="width: 100%; border-collapse: collapse;"> <tr> <td style="width: 50%; border-bottom: 1px solid black; vertical-align: top;"> <i>Acct #</i> _____ </td> <td style="width: 50%; border-bottom: 1px solid black; vertical-align: top;"> <i>WOG - Y/N</i> _____ </td> </tr> <tr> <td style="border-bottom: 1px solid black; vertical-align: top;"> <i>Quantity</i> _____ </td> <td style="border-bottom: 1px solid black; vertical-align: top;"> <i>PL</i> _____ </td> </tr> <tr> <td style="border-bottom: 1px solid black; vertical-align: top;"> <i>Ship Date</i> _____ </td> <td style="border-bottom: 1px solid black; vertical-align: top;"> <i>Inv #</i> _____ </td> </tr> <tr> <td style="border-bottom: 1px solid black; vertical-align: top;"> <i>Itemize Code 1_2_3</i> _____ </td> <td style="border-bottom: 1px solid black; vertical-align: top;"> <i>Verify</i> _____ </td> </tr> </table>	<i>Acct #</i> _____	<i>WOG - Y/N</i> _____	<i>Quantity</i> _____	<i>PL</i> _____	<i>Ship Date</i> _____	<i>Inv #</i> _____	<i>Itemize Code 1_2_3</i> _____	<i>Verify</i> _____
<i>Acct #</i> _____	<i>WOG - Y/N</i> _____								
<i>Quantity</i> _____	<i>PL</i> _____								
<i>Ship Date</i> _____	<i>Inv #</i> _____								
<i>Itemize Code 1_2_3</i> _____	<i>Verify</i> _____								

QTY	Closer Series	Arm Type or Part #	Description As Listed in Catalog or Parts List	Hand		Finish	
				RH	LH	Painted	Plated

Orders can be faxed to (800) 248-1460 or emailed to Order_LCNClosers@allegion.com

Terms and Conditions

Allegion General Terms and Conditions of Sale and Service

1. GENERAL/ACCEPTANCE. (a) This Agreement contains the only terms and conditions by which Company will quote and sell Deliverables to Customer; (b) The terms "purchase order" or "order" for the purposes of this Agreement include the term "request for quotation," as appropriate; (c) This Agreement supersedes all pre-printed or boilerplate terms and conditions set forth in any purchase order issued by Customer; (d) No reference herein to Customer's purchase order will in any way incorporate different or additional terms and conditions, all of which Company hereby expressly objects to; (e) **ANY ACCEPTANCE BY COMPANY OF CUSTOMER'S PURCHASE ORDER IS EXPRESSLY CONDITIONED ON THE CUSTOMER'S ASSENT TO AND ACCEPTANCE OF THE TERMS AND CONDITIONS CONTAINED IN THIS AGREEMENT;** (f) Company reserves the right to decline any order, in whole or in part, for any reason.

2. ORDERS.

a. **Order Processing.** When Customer wishes to place an order for Deliverables, it will deliver to Company a purchase order. All such purchase orders must (i) be in a written format acceptable to Company, (ii) be legible, (iii) include a purchase order number, (iv) include Customer's account number, invoice address, ship to address, shipping method, shipper's letter of instruction for international shipments, part number, pricing, and designated contact information, (v) include, if applicable, any special configuration ID numbers, necessary programming information, special factory instructions, and requested specifications regarding a particular finish, handling, design, backset, or strike, (vi) reference any applicable pricing discounts under an ongoing buying program or based on a written quote from Company, along with the applicable buying program number or quotation number, and (vii) not combine buying program and quoted product on the same order.

b. **Minimum Orders.** In the event the order value does not meet any required minimum net Deliverable value, Company may, at its sole discretion, (i) increase the quantity of items in the order to meet the minimum net Deliverable value requirement; (ii) apply a minimum order charge; (iii) reject the order, or (iv) waive the requirement, provided that the waiver of a requirement for one order shall not constitute a waiver of the requirement for any future orders.

c. **Acceptance of Purchase Orders.** Company will endeavor to (i) acknowledge receipt of each purchase order issued in accordance with this Agreement, and (ii) notify Customer whether Company accepts or rejects the purchase order. If Company fails to accept or reject a purchase order within a reasonable time period, such failure to respond will be deemed a rejection of the entire order. Orders that combine buying program and quoted product on the same order will be routed back to your local SSC office in order to review subject purchase order.

d. **Changes to Order/ Cancellation of Orders.** Additional terms and conditions regarding order changes and cancellations are available on the Allegion customer website, **WHICH TERMS ARE EXPRESSLY INCORPORATED HEREIN BY REFERENCE.** Unless otherwise provided herein, Customer acknowledges that (i) requesting a Change Order may cause a delay in the scheduled shipment date, a longer lead time or result in a new scheduled shipment date; (ii) Orders may not be changed after 48 hours of Company's order acknowledgment; (iii) After 48 hours of Company's order acknowledgment, all changes to an accepted purchase order will be subject to a Change Order charge of 25% of the net Deliverable value, plus the cost of labor and fabrication or raw material that Company incurred prior to the receipt of the Change Order from Customer, or that may be required due to the Change Order; (iv) the requested change may result in additional charges for labor, fabrication, and raw material, and (v) if Customer cancels an order or portion of an order that includes Deliverables that have been manufactured and prepped for shipping, a 45% restocking fee will apply. Notwithstanding the foregoing, Customer cannot change or cancel credential orders, reader orders, biometrics orders or any non-cataloged, special, Custom or nonstandard items once they have been placed. All cancelled orders for a Non Recurring Expense (NRE), credential orders, reader orders, biometrics orders, and/or Custom orders will be subject to a cancellation charge of 100% of the acknowledged price.

e. **Add-ons.** Add-on orders will not be accepted. Additions to orders will be entered as separate stand-alone orders and must qualify for all terms of sale, including discounts, on an individual basis.

f. **Fast-Track Orders.** No changes or cancellations will be accepted on the 24-Hour Fast Track Program. For 3-day Fast Track orders, changes and cancellations may only be requested by Customer within 24 hours of Company's order acknowledgment if the order has not shipped. For 5-Day Fast Track orders, changes and cancellations may only be requested by Customer if the order has not shipped and if the request is made to Company within 48 hours of Company's order acknowledgment. Return Material Authorization (RMA) for Deliverables must be processed through Fast Track Customer Service.

g. **Steelcraft Orders.** For all Steelcraft orders, changes or cancellations are allowed without penalty only if made within 48 hours of Company's order acknowledgment, and provided that the order has not shipped. Some exceptions do apply – please consult the factory. Changes are not allowed on Rapid Program orders after the order has been entered and acknowledged. After 48 hours of Company's order acknowledgment, all changes or cancellations are subject to a charge of 25% of the order. Unless otherwise specified by Company in writing, any changes to orders acknowledged by Company that affect the delivery date will be deemed a new order and will require acknowledgement by Company as provided in this Section. Additional products, features, terms and conditions regarding the Rapid Program are available on the Allegion customer website, **WHICH TERMS ARE EXPRESSLY INCORPORATED HEREIN BY REFERENCE.**

3. PRICES, INVOICES AND PAYMENT.

a. **Prices.** The prices in Company's Price Book are subject to change at any time, without notice to Customer. Company may charge Customer additional amounts if Customer requests special packing, marking, shipment, product modification, or engineering services. Oral prices specified by Company are null and void. Quote numbers must be referenced on Customer's purchase order in order for the Company's quoted pricing to apply. Orders that do not reference a quote number will receive buy program pricing or book net pricing. Quoted prices are for those specific products quoted for a specified job, and are subject to the Price Book in effect at the time Company receives the order.

b. **Taxes.** Prices do not include any present or future federal, state or local property, license, privilege, sales, use, excise, gross receipts or other like taxes or assessments which may result from transactions or any services performed in connection therewith. Any taxes, charges, or duties imposed by any governmental authority on the sale of Deliverables will be paid by Customer, in addition to the selling price specified by Company.

c. **Payment Terms.** Company will deliver to Customer an invoice with each shipment of Deliverables hereunder. Customer will pay all invoiced amounts within 35 days of the invoice date (subject to any early pay discounts that may be offered to Customer by Company in its sole discretion). Customer will make all payments in United States dollars. Past due invoices will be subject to a late payment service charge of 1.5% per month on any overdue unpaid balance, equivalent to 18% per annum, or the maximum rate permitted by law,

whichever is less. Customer shall reimburse Company for all costs of collection, including, without limitation, reasonable attorneys' fees, for any overdue amount owed by Customer to Company, and such collection costs shall also be subject to interest charges.

4. QUOTATIONS.

a. **Project Quotations.** Project or new construction quotes are restricted to the specific project quoted for the quantities, finishes, and series of Deliverables referenced on the quote. Company reserves the right to require proof of sale of Company products for any quoted project.

b. **Stock Quotations.** Deliverables fulfilling stock quotations may only be used for the following: i) Stocking of the Customer's shelves for small, quick-turn, discretionary projects, or ii) Sale to a general contractor or installer for new construction. Stock quotations may not be used for any project containing any Company no-substitution, specified products. Deliverables purchased under Stock Quotations cannot be redistributed to other Customer branch locations or re-sold to other resellers or used for aftermarket sales, end-user annual contracts or sold over the counter to any walk in trade.

c. **General.** All quotes are subject to this Agreement, unless otherwise specified by Company, and are subject to change at any time prior to Company's acceptance of a purchase order referencing the applicable quote number. Company, its representatives and employees reserve the right, in their sole discretion and for any reason, to refuse a Customer's request to quote a price other than the standard list price, regardless of whether Company or its representatives or employees have previously quoted discounted prices to the Customer on some or all of its orders. Customer's failure to comply with this Section 4 will be considered a material breach of this Agreement, and will entitle Company to immediately terminate any purchase orders and/or Customer's ability to distribute Company's products.

5. SECURITY INTEREST. Customer grants Company, and Company retains, a purchase money security interest and lien on any and all of Customer's rights, title and interest in each Deliverable sold by Company to Customer, wherever located, until the invoice for the applicable Deliverable(s) is paid in full, including any late charges and costs of collection. Customer authorizes Company to, and will assist Company in, taking all necessary steps to perfect and maintain Company's interest in such Deliverables.

6. CREDIT TERMS. Unless Customer pre-pays all of its purchase orders in advance, its purchase orders will be subject to the credit limit and other terms of credit ("Credit Terms") set forth in Company's credit application, which Credit Terms Customer acknowledges are subject to change by Company at any time. Company reserves the right to request payment in advance of shipment or any order or to request adequate assurances for Customer's payment of an order and may withhold or stop shipment, without any liability to Company, until Customer submits payment or adequate assurance of payment.

7. RESALE OF DELIVERABLES. Customer agrees and warrants that it will offer Company products in support of Company-written specifications and will maintain sufficient inventory to adequately support End Users, installers, and/or general contractors' needs. Company may implement an MSRP or a resale pricing programs at any time in its sole discretion. Failure to comply with such program(s) will be considered a material breach of this Agreement, and will entitle Company to immediately terminate any purchase order and/or Customer's ability to distribute Company's products. Customer shall, at its own expense, gain and maintain sufficient knowledge of the industry and products competitive with Deliverables so as to be able to (a) explain in detail to End Users, installers, and/or general contractors the differences between the Deliverables and competing products, (b) ensure that an adequate number of trained, capable and qualified technical personnel with sufficient knowledge of the Deliverables and who have obtained all necessary licenses and permits are available to assist End Users, installers, and/or general contractors, and (c) respond to such End Users, installers, and/or general contractors with respect to the general operation and use of the Deliverables including, but not limited to, (1) acting as a liaison between the End Users, installers and/or general contractors and Company in matters requiring Company participation, (2) providing general product information and configuration support on standard protocols and features, (3) collecting relevant technical problem identification information, and (4) posting and distributing any warranty information concerning the Products in accordance with Company's instructions. Customer is responsible for all service and support resulting from the re-sale of any Deliverable to End-Users, installers and/or general contractors, examples of which may include, but are not limited to, support activities such as installation, initialization, software set-up, training, trouble-shooting, technical support and field service. In the event Customer is unwilling or unable to perform said support activities, Company reserves the right to recover from Customer any and all expenses incurred by Company to resolve the aforementioned End-User, installer and/or general contractor issues. Technical product training is recommended for Customer in order to fully service and support Deliverables purchased from Company that are resold to End-Users, installers and/or general contractors.

8. DEFAULT. If Customer is in default of payment or otherwise with respect to any purchase order or other contract with Company, Company shall have the right, in addition to all other legal remedies and without prejudice to any of its right hereunder, to defer further shipments under that or any other purchase order until such default is corrected and to declare all outstanding bills of Customer to be immediately due and payable.

9. INSPECTION AND DELIVERY.

a. **Inspection.** Customer will inspect all Deliverables immediately after receiving them. Customer will be deemed to have accepted the Deliverables unless Customer notifies Company in writing of any nonconformance within 10 days of delivery and provides Company written evidence reasonably documenting that nonconformance. Inspection of Deliverables at Company's facility is not permitted.

b. **Delivery.** Delivery schedules for Deliverables are based upon current production capacities, material or component availability, and inventory, and may be changed by Company as conditions require. Delivery schedules for services are based upon Company's prompt receipt of, and prompt access to, Customer's equipment and all information necessary to complete the services. In no event will any delivery date be construed as falling within the meaning of "time is of the essence." Partial delivery shall be accepted by Customer and paid for at the price and on the terms stated herein. Any partial delivery shall constitute a separate sale, and payment shall be separately made when due. If any part of a delivery hereunder is not delivered by Company in accordance with Customer's purchase order, this Agreement shall not be affected thereby.

10. TITLE & RISK OF LOSS. Unless otherwise specified by Company, (i) where the Customer is located in the United States, all Deliverables will be sold "Uniform Commercial Code, FOB Origin, Company's factory"; and (ii) where the Customer is located outside of the United

States, all Products will be sold "Ex-works, Company's factory (Incoterms 2010)." In either instance, title and risk of loss will pass to Customer upon delivery to the carrier at Company's factory, provided, however, as set forth herein, Company shall retain a security interest in the Deliverables until full payment has been made therefore, and Customer agrees, upon request, to do all things and acts necessary to protect Company's interest by adequately insuring the Deliverables against loss or damage from any cause and to have Company named as an additional insured. Customer will promptly provide Company with a copy of the relevant certificate of insurance upon Company's request.

11. SHIPPING.

a. **Freight Charges.** Company will ship all Deliverables in accordance with Company's freight shipment guidelines, which are set forth on the My Allegion Portal ("Freight Shipping Guidelines"), **WHICH TERMS ARE EXPRESSLY INCORPORATED HEREIN.**

b. **Rush Charges.** Expedited order options are available as set forth in Company's Freight Shipping Guidelines.

c. **Packing and Marking.** Company will pack, mark, and ship Deliverables according to its standard procedures for shipment, unless the parties agree, in writing, that Company will comply with any special instructions provided by Customer. Special instructions may result in an increased price.

d. **International Shipments.** For all international orders, a Shipper's letter of instruction must be submitted in writing with the order. Failure to do so will result in the order being rejected. Complete adherence to this order requirement will be strictly enforced. Company will not be held liable for any charges resulting from delays due to lack of complete required information being supplied.

e. Once received by the Company, a purchase order cannot be combined with any other order to increase average order size as it relates to Company's Freight Shipping Guidelines. However, for orders placed under Company's FastTrack 24 Hour/5 Day Program (available for Schlage, Von Duprin, LCN and Glynn-Johnson products); ii) FastTrack 24 Hour/3 Day Program (available for Ives products); or ProExpress (available for specific product lines stated in the ProExpress price book for Falcon, Ives, Glynn Johnson, LCN, Schlage and Von Duprin products), the applicable brands or product categories may, subject to certain order requirements identified by Company, be combined on a single order to increase average order size used in Company's Freight Shipping Guidelines.

12. CLAIMS. All claims must be submitted in writing to Company as follows: (i) All claims for prices must be submitted within thirty (30) days from the date of invoice; (ii) All claims regarding Deliverable quantity or incorrect orders must be submitted within ten (10) days from the date of delivery; (iii) All claims for damage to Deliverables (while in the care, custody, and control of Company) must be submitted within thirty (30) days from the date of invoice; (iv) All claims for loss or damage to Deliverables while in the care, custody, and/or control of a carrier will be the responsibility of Customer, unless otherwise agreed by the parties.

13. PRODUCT CHANGES. Company's product policy is one of ongoing update and revision, and accordingly, Company reserves the right to change, without notice, the design of, or the process of manufacturing, the Deliverables covered by this Agreement.

14. PRODUCT USAGE LIMITATION. Customer agrees: (i) not to sell or use a Deliverable in any manner contrary to the manner in which the Deliverable is intended to be used; and/or (ii) not to modify the design of any Deliverable for use with another product without the prior written consent of Company.

15. PRODUCT RETURNS. Unless otherwise agreed by the parties in writing, Deliverables that are correctly furnished by Company per the purchase order may not be returned unless Customer receives written authorization from Company. If returns are authorized by Company, a return merchandise authorization ("RMA") number must be provided by Company. Deliverables identified under such RMA must be returned to Company within 90 days of issuance of the RMA. Such RMA number and any accompanying RMA documents, the original invoice number, and a written explanation for the return must be included with the returned Deliverables in order for Company to inspect and approve a credit for the return. **For warranty returns,** a credit in the amount of the original purchase price will only be issued if, after Company's receipt and inspection of the returned Deliverables, Company confirms, in its sole discretion, the defect is valid and approves the return. **For non-warranty returns/convenience returns,** in the event Company approves such a return, in its sole discretion, the following shall apply: (a) the total amount of Deliverables requested to be returned shall be a minimum of \$250.00; (b) a credit will be made to Customer's account in the amount of the original purchase price less freight and a handling charge of 45% of the net material on the original invoice; and (c) only Deliverables that are new, current, standard, non-obsolete, non-specially manufactured, unused, in their original condition as at the time of sale by Company to Customer, in their original packaging and in Customer's inventory less than 180 days from the date of shipment by the Company, and not ordered as part of a master key solution may be considered by Company for return. Such credit will only be issued if, after Company's receipt and inspection of Deliverables, Company approves the return. The amount of final credit will be determined upon receipt at the factory and following Company's inspection and analysis of the condition of the returned material. Company retains the right to deny credit to anyone for any reason.

16. CONFIDENTIAL INFORMATION.

a. **Non-Use And Non-Disclosure.** Customer shall not use the Confidential Information of the Company except for the purpose of performing its obligations under this Agreement or exercising the rights granted herein (the "Purpose"). Customer shall protect Confidential Information of the Company from disclosure and unauthorized use in the same manner that it protects its own Confidential Information, but in no event shall such standard of care be less than reasonable care. Customer may disclose Confidential Information of the Company only to its employees who require such information for the Purpose and who are subject to confidentiality obligations at least as protective as those set forth herein.

b. **Proprietary Information and Advice.** (a) All designs, data, and specifications provided by Company are proprietary and may not be disclosed or reused by Customer without the prior written consent of Company; (b) Company assumes no obligation or liability for any advice given by Company, the results obtained, or damages incurred as a result of such advice, and all such advice is given and accepted at Customer's risk.

c. **Return.** Upon the termination or expiration of a purchase order or this Agreement or upon the request of the Company, the Customer agrees to end all further use of, to immediately return to the Company the original version of, and to delete or destroy all copies of, any and all Confidential Information of the Company.

17. TRADEMARKS. Except as agreed to by Company in writing, Customer agrees not to (a) use Company's name in any form of publicity; or (b) use, create, register or market,

directly or indirectly, in whole or in part, Company's names, logos, brands, or any other trademarks, or names that are now or may hereafter be owned by Company, as part of Customer's corporate or business name, as part of an internet domain name, uniform resource locator (URL), or in any way connected with Customer's business, trade address or other designations. Upon termination of this Agreement or upon the request of company for any reason, any use of Company's trademarks or names will be immediately discontinued.

18. LIMITED WARRANTY.

COMPANY MAKES NO OTHER WARRANTIES EXCEPT THOSE STATED IN COMPANY'S LIMITED WARRANTY IN EFFECT ON THE DATE COMPANY ACCEPTS EACH APPLICABLE PURCHASE ORDER ("LIMITED WARRANTY"). THE LIMITED WARRANTY MAY BE FOUND IN THE APPLICABLE PRICE BOOK AND ON THE ALLEGION CUSTOMER WEBSITE, WHICH TERMS ARE EXPRESSLY INCORPORATED HEREIN BY REFERENCE. COMPANY WILL MAIL CUSTOMER A HARD COPY OF THIS WARRANTY UPON CUSTOMER'S WRITTEN REQUEST. IN THE EVENT THAT CERTAIN DELIVERABLE WARRANTIES ARE NOT FURNISHED BY THE COMPANY TO CUSTOMER, COMPANY WARRANTS ONLY TO CUSTOMER THAT THE DELIVERABLES WILL BE FREE FROM DEFECTS IN MATERIAL AND WORKMANSHIP FOR A PERIOD OF 12 MONTHS FROM THE DATE OF SHIPMENT OF THE DELIVERABLES. COMPANY'S SOLE OBLIGATION UNDER THIS WARRANTY IS LIMITED TO REPAIRING OR REPLACING, AT COMPANY'S OPTION, THE DEFECTIVE DELIVERABLE, PROVIDED WRITTEN NOTICE OF THE DEFECT OR NONCONFORMANCE IS PROVIDED BY CUSTOMER WITHIN 30 DAYS OF DISCOVERY OF THE DEFECT OR NONCONFORMANCE. COMPANY DISCLAIMS ALL OTHER WARRANTIES, EXPRESS OR IMPLIED, WITH RESPECT TO THE DELIVERABLES, INCLUDING BUT NOT LIMITED TO, ANY IMPLIED WARRANTIES OF NON-INFRINGEMENT, MERCHANTABILITY, OR FITNESS FOR A PARTICULAR PURPOSE.

a. **Exclusions.** The provisions of this Limited Warranty do not apply to Deliverables that: (A) are not the proper size for the application; (B) are not installed in accordance with Company's published installation instructions; (C) are installed with improper or incorrect parts and/or are used for purposes for which they are not designed or intended; (D) have been repaired or altered without the Company's prior written consent; (E) have been subjected to misuse, abuse, negligence or accident; (F) have been improperly stored, installed, maintained or operated; (G) have been used in violation of written instructions provided by Company to Customer; (H) have been subjected to improper temperature, humidity, or other environmental conditions, or (I) have been affected by normal wear and tear. In addition, the provisions of this Limited Warranty do not apply to any defects or issues with the design or performance of equipment or products not manufactured by Company, nor does it apply to any code compliance or permit requirements for the assembly, installation, erection or construction of any goods. Company is not responsible for loss or damage resulting from use of Deliverables in conjunction with parts or systems not manufactured by Company. Accessories or products furnished by the Company, but manufactured by others, shall carry whatever warranty the manufacturers have conveyed to the Company and which can be passed to Customer.

b. **Services.** Company warrants that its services will be free from defects in material and workmanship for a period of 12 months from the date of completion of the particular items of service. Company's sole obligation under this service warranty is limited to repair or reperformance, at its option of the service, provided however, if repair or reperformance is either impractical or impossible, the Company will refund to Customer that portion of the price paid to Company for any defective service, provided written notice of the defect or nonconformance is provided by Customer within 30 days of discovery of the nonconformance.

c. **Notification.** Customer agrees to immediately notify Company in writing if any claim is made against Customer for any damages caused by any modules, parts, products, service or other Deliverables which may be the direct result of any defect in the manufacture of such aforementioned products. Customer agrees to cooperate with Company and its counsel in the defense of such claim and Customer agrees not to settle such claim without Company's written consent. If Customer fails to notify Company of such claim or fails to cooperate in such defense as aforesaid, then Company shall be discharged from any obligations under this Section and shall have no further liability to Customer.

d. **Exceptions.** The following costs and expenses are not covered by the provisions of these limited warranties: (i) labor costs for the removal and reinstallation of Deliverables or other manufacturer's products; (ii) shipping and freight expenses required to return Deliverables to Company; (iii) normal maintenance; and (iv) economic losses. In addition, the provisions of this warranty are not applicable to anything other than defects in Company's material (products only) or workmanship.

19. LIMITATION OF REMEDIES.

CUSTOMER'S EXCLUSIVE AND SOLE REMEDY ON ACCOUNT OF, OR IN RESPECT OF, THE FURNISHING OF NON-CONFORMING DELIVERABLES, SHALL BE TO (A) SECURE REPAIR OR REPLACEMENT OF THE PRODUCTS; OR (B) SECURE REPAIR OR RE-PERFORMANCE OF THE SERVICES OR TO OBTAIN A REFUND OF THE PRICE PAID FOR THE DEFECTIVE SERVICE, ALL AT COMPANY'S OPTION. IN NO EVENT WILL THE COMPANY'S MAXIMUM LIABILITY EXCEED THE SELLING PRICE FOR THE DELIVERABLE. THE WARRANTY, OBLIGATIONS AND LIABILITIES OF COMPANY (INCLUDING ITS SUPPLIERS) AND THE RIGHTS AND REMEDIES OF CUSTOMER ARE EXCLUSIVE AND ARE IN LIEU OF AND CUSTOMER HEREBY WAIVES AND RELEASES ALL OTHER WARRANTIES, OBLIGATIONS, REPRESENTATIONS OR LIABILITIES EXPRESS OR IMPLIED BY LAW, IN CONTRACT, TORT (INCLUDING NEGLIGENCE OR STRICT LIABILITY) OR OTHERWISE, INCLUDING BUT NOT LIMITED TO (I) ANY IMPLIED WARRANTY OF MERCHANTABILITY OR FITNESS FOR A PARTICULAR PURPOSE OR ANY WARRANTY IMPLIED THROUGH COURSE OF PERFORMANCE, COURSE OF DEALING, OR USAGE OF TRADE OR (II) CLAIMS ARISING OUT OF THE NEGLIGENCE OF COMPANY OR COMPANY'S SUPPLIERS OR (III) ANY OTHER CLAIM ARISING OUT OF, CONNECTED WITH, OR RESULTING FROM THE PERFORMANCE OF COMPANY OR FROM THE DESIGN, MANUFACTURE, SALE, REPAIR, LEASE OR USE OF THE DELIVERABLE, OR ANY COMPONENT THEREOF, DELIVERED OR RENDERED HEREUNDER OR OTHERWISE.

20. INDEMNIFICATION AND LIMITATION OF LIABILITY. a. Customer shall indemnify, defend and hold Company, and its officers, directors, employees, customers, Affiliates, suppliers, users and agents, (collectively the "Indemnitees") harmless from and against any and all damages, claims, losses, expenses, costs, obligations, liabilities, including without limiting the generality of the foregoing, liabilities for court costs and attorneys' fees, suffered directly or indirectly by an Indemnitee by reason of, or arising out of any injury, death or loss to any person, or injury to any property (collectively, "Damages"), received

Terms and Conditions

or sustained by any person(s) or property, arising out of, occasioned by, attributable or related to (i) any breach of any representation or warranty made by Customer, its officers, directors, employees, affiliates, users, agents, representatives or customers to Company or any third party, (ii) any failure by Customer to perform or fulfill any of its covenants, acts and/or omissions to Company or to any third party, or (iii) any litigation, proceeding or claim by any third party relating in any way to the obligations of Customer and/or the Deliverables sold by Company to Customer hereunder. Customer shall not consummate any settlement of any indemnified claim without the Indemnitees' prior written consent. Customer's obligation to indemnify Indemnitees will continue in full force and effect notwithstanding the termination or expiration of any order under this Agreement. In any claim against an Indemnitee by an employee of Customer or any subcontractor or anyone directly or indirectly employed by any of them or anyone for whose acts they may be liable, the indemnification obligations set forth in this Section shall not be limited in any way by or for Customer or any subcontractor under any applicable worker's compensation act, disability or other employee benefit act, or insurance coverage. This provision shall survive termination of any order or Agreement. **IN NO EVENT WILL COMPANY, ITS OFFICERS, DIRECTORS, EMPLOYEES, CUSTOMERS, AFFILIATES, USERS AND AGENTS, (NOR COMPANY'S SUPPLIERS) BE LIABLE FOR ANY INCIDENTAL, CONSEQUENTIAL, INDIRECT, SPECIAL, OR PUNITIVE DAMAGES OF ANY KIND OR NATURE UNDER ANY CIRCUMSTANCES INCLUDING, BUT NOT LIMITED TO, LOSS OF USE OF THE PRODUCTS, SERVICE INTERRUPTION, LOSS OF PROFITS, LOSS OF REVENUE, LOSS OF INTEREST, LOST GOODWILL, LOSS OF DATA, WORK STOPPAGE, IMPAIRMENT OF OTHER GOODS, LOSS BY REASON OF SHUTDOWN OR NON-OPERATION, INCREASED EXPENSES OF OPERATION, OR CLAIMS OF CUSTOMER'S CUSTOMERS, OR ANY OTHER LOSSES OR DAMAGES ARISING OUT OF ANY LACK OR LOSS OF USE OF THE DELIVERABLES WHETHER BASED ON CONTRACT, WARRANTY, TORT (INCLUDING, BUT NOT LIMITED TO, STRICT LIABILITY OR NEGLIGENCE), PATENT INFRINGEMENT, OR OTHERWISE, EVEN IF ADVISED OF THE POSSIBILITY OF SUCH DAMAGES.**

b) **INTELLECTUAL PROPERTY INDEMNITY.** Company makes no representation or warranty to the Customer that the Deliverables shall not infringe any intellectual property rights including, without limitations, claims arising from patent, copyright, trademark, trade secret, or other intellectual property infringement. Customer agrees to hold Company harmless from and defend the Company against any such claim of intellectual property infringement, including any Damages resulting from that claim, the cost of complying with any preliminary or permanent injunction, and all other costs of defense (including the attorneys' fees and costs), in connection with the foregoing.

c) To the extent that applicable law does not permit any limitations set out in this Agreement, such limitation shall not be applied or invoked. Nothing in this Agreement will be interpreted to disclaim liability of Company or the Indemnitees for gross negligence or willful misconduct. The limitations of remedy and liability herein shall not be interpreted to affect Company's obligations, if any, for claims for (i) property damage, (ii) personal injury, or (iii) wrongful death asserted by persons who are not parties to or beneficiaries of this Agreement. Further, the limitations of remedy and liability herein shall not be interpreted to limit Company's or Customer's right, if permitted by applicable law, to assert a claim for contribution among joint tortfeasors in connection with a claim by a person who is not a party to this Agreement.

21. CERTIFICATIONS. Certification of Deliverables for compliance with UL and ANSI standards are tested and performed by third-party independent laboratories. Any field modification or alteration of certified Deliverables will void certification and Company is not liable to Customer to certify any modified or altered Deliverable.

22. TERM FOR CLAIMS. NO ACTION ARISING OUT OF ANY CLAIMED BREACH OF THIS AGREEMENT BY COMPANY MAY BE BROUGHT BY CUSTOMER MORE THAN ONE (1) YEAR AFTER THE CAUSE OF ACTION HAS ARISEN.

23. CONSUMER PRODUCTS

WITH RESPECT TO "CONSUMER PRODUCTS" AS DEFINED UNDER THE MAGNUSON-MOSS WARRANTY ACT ("MMWA"), THE FOLLOWING STATEMENTS ARE MADE. (A) SOME STATES OR LOCAL LAWS DO NOT ALLOW LIMITATIONS ON HOW LONG AN IMPLIED WARRANTY LASTS, SO THE ABOVE LIMITATION MAY NOT APPLY TO YOU; (B) IF ANY IMPLIED WARRANTY IS PROVIDED UNDER THE MMWA, IT IS LIMITED TO THE DURATION OF THE WARRANTY PROVIDED IN SECTION 18 ABOVE. (C) SOME STATES OR LOCAL LAWS DO NOT ALLOW THE EXCLUSION OR LIMITATION OF INCIDENTAL OR CONSEQUENTIAL DAMAGES, SO THE ABOVE LIMITATION OR EXCLUSION MAY NOT APPLY TO YOU; AND (D) THIS WARRANTY GIVES YOU SPECIFIC LEGAL RIGHTS AND YOU MAY ALSO HAVE OTHER RIGHTS WHICH VARY FROM STATE TO STATE OR LOCATION TO LOCATION.

24. FORCE MAJEURE/EXCUSABLE DELAY. Any delay or failure of Company to perform its obligations hereunder will be excused to the extent that it is caused by an event or occurrence beyond Company's control such as, by way of example and not by way of limitation, acts of God, acts by any governmental authority (whether valid or invalid), governmental laws and regulations not presently in effect, fires, floods, windstorms, explosions, riots, natural disasters, wars, sabotage, accidents, labor problems (including, without limitation, lockouts, strikes, and slowdowns) at Company's facility, its source plant or their suppliers, inability to obtain power, material, labor equipment, or transportation, or court injunction or order. The delivery date will be extended for a time equal to that of the delay and the schedule for Company's performance will be deemed adjusted to that effect.

25. ENTIRE AGREEMENT AND AMENDMENT. This Agreement, together with the attachments, exhibits, webpages, or supplements specifically referenced and incorporated herein, constitute the entire agreement between Company and Customer with respect to the matters contained herein and supersede all previous communications, representations, or agreements, either oral or written between Company and Customer. No agreement or understanding varying or expanding this Agreement will be binding upon either party unless it is in writing and signed by a duly authorized representative of each party hereto.

26. CONFLICTS. In the event of any conflict or inconsistency between the terms of any agreement, or any part of an agreement or the various documents (including, but not limited to, electronic documents) between Company and Customer, unless the parties agree otherwise in writing, the various components of the agreements shall be given the following precedence (in descending order of precedence): a) any master agreement or long term agreement between Company and Customer; b) any specific terms, conditions and/or warranties of the individual products or Deliverables; c) the terms and conditions of this Agreement, and d) any purchase order.

27. UNSATISFACTORY CREDIT/TERMINATION FOR INSOLVENCY OR DEFAULT.

Customer shall furnish Company with statements evidencing Customer's financial condition as Company may, from time to time, reasonably request, and shall notify Company immediately of any and all events that may have a material adverse effect on Customer's business or financial condition. If Company determines, in its sole discretion, that Customer's financial condition or creditworthiness is inadequate or unsatisfactory, then in addition to Company's other rights, Company may without liability or penalty, take any of the following actions: (i) modify the payment terms for any outstanding and/or future purchases; (ii) cancel any previously accepted orders; (iii) delay any further shipment of Deliverables to Customer; or (iv) any combination of the above.

Company may immediately terminate an order from Customer by giving written notice to Customer in the event of the happening of any of the following or any other comparable event: (i) insolvency of the Customer; (ii) filing of a petition in bankruptcy by or against the Customer; (iii) appointment of a receiver or trustee for the Customer; (iv) execution of an assignment for the benefit of creditors by the Customer, all of which will allow Company to demand reclamation of all affected orders; (v) Customer ceases or threatens to cease to trade; (vi) Company determines that Customer does not meet or no longer meets the credit requirements of Company or Customer's credit account is closed; (vii) any Customer violation of law, specifically including, without limitation, those laws set forth in this Agreement.

In the event of termination in accordance with this section, Company will not be obligated to accept any existing or additional orders from Customer and Company will be released from its obligation to deliver under orders accepted prior to such termination. The rejection or termination of any order by Company will not entitle Customer to any termination or severance compensation, or to any payment in respect to any goodwill established by Customer, or render Company liable for damages on account of the loss of prospective profits, or on account of any loss, expenditure, investment or obligation incurred or made by Customer.

No action taken under this Section 27 by Company (nor any failure of Company to act under this Section 27) will constitute a waiver by Company of any of its rights to enforce Customer's obligations, including the obligation of Customer to make payments as required under this Agreement. Upon termination of any order, all amounts owed by Customer to Company will become immediately due and payable, whether or not otherwise then due or payable.

28. CREDIT RISK ON RESALE OF DELIVERABLES. Customer is responsible for all credit risks with respect to, and for collecting payment for, all Deliverables sold to third parties (including End Users, installers, and/or general contractors) whether or not Customer has made full payment to Company for such Deliverables. The inability of Customer to collect payment for any Deliverable shall not affect Customer's obligation to pay Company for any Deliverable.

29. GOVERNING LAW; VENUE; AND EXPENSES. Any dispute or claim relating to this Agreement shall be governed by and construed according to the laws of the State of Indiana (excluding its conflict of laws principles); and not by the provisions of the 1980 United Nations Convention on the International Sale of Goods. Any disputes or claims shall be instituted and maintained in the courts of the State of Indiana. Customer consents to the exercise of jurisdiction over it by such courts and agrees that Indiana is not an inconvenient forum for any action arising from or relating to this Agreement. Customer agrees to pay for all expenses (including, but not limited to, collection costs, court costs and attorneys' fees) incurred by Company in enforcing the obligations of Customer under this Agreement.

30. RELATIONSHIP OF THE PARTIES. Nothing in this Agreement or any other document creates an employment, partnership, joint venture, or agency relationship between Company and Customer, including that of franchisee/franchisor. No party will have any power or authority to enter into any commitment on behalf of or otherwise bind the any other party on any matter. No employee of Customer will be deemed to be an employee of Company. If any provision of this Agreement is deemed to create a franchise relationship or business opportunity between the Parties, then Company may terminate any purchase order or this Agreement or the Parties shall negotiate in good faith to modify this Agreement so as to effect the original intent of the Parties as closely as possible in a mutually acceptable manner in order that the transactions contemplated hereby are consummated as a reseller agreement and not a franchise or business opportunity agreement.

31. SETOFF. Customer does not have the right to setoff or to back charge against any amounts which become payable to Company under this Agreement or otherwise. Company will not accept responsibility for backcharges for the cost of material or labor by Customer or any third party.

32. ELECTRONIC COMMUNICATIONS AND ELECTRONIC SIGNATURES. Both parties expressly agree to electronic transactions and acknowledge that documents they sign electronically will bind them to the same extent as a paper signature. Customer represents and warrants to Company that only employees authorized to bind Customer legally shall electronically sign any document under this Agreement. Customer shall comply with any method of electronic communication/payment processing specified by Company, including electronic funds transfer, pay-on-receipt processes/systems, order transmission, releases, electronic signature, and electronic communication systems, including, without limitation, the use of electronic data interchange ("EDI") portals. Notwithstanding the foregoing, e-mails, even those containing a signature block of one of Company's representatives, shall not constitute a signed writing.

33. COMPLIANCE WITH APPLICABLE LAWS.

a. General. Company and Customer will comply with all applicable federal, state and municipal laws, regulations, codes, ordinances and orders that pertain to the Deliverables, including but not limited to full compliance with any applicable provisions of The Health Insurance Portability and Accountability Act. Where the Customer is located outside the United States, or where the customer intends to ship the product outside the United States, the Customer shall be responsible for compliance with all U.S. export laws, and for filing all U.S. Electronic Export Information, as applicable.

b. The Customer acknowledges and agrees that: (i) it shall not violate applicable laws and regulations in performing its duties under this Agreement; (ii) it does not and shall not engage in any conduct that shall violate any applicable anti-bribery or anti-corruption laws or regulations; (iii) it (and its owners, officers, directors, employees and agents) shall not pay, offer, promise or authorize the payment of, either directly or indirectly, anything of value (including but not limited to cash, gifts and entertainment) to (a) any government official or employee of any government; (b) any official or employee of any department, agency, or instrumentality of a government; (c) any employee of any corporation or entity owned or controlled by a government; (d) any family member of such officials or employees; (e) any

political party, party official, or political candidate; or (f) any other persons, owners, officers, directors, employees and agents of any corporation or entity; to improperly or illegally assist in obtaining or retaining business (including but not limited to any contracts, avoidance of duties or reduction of tariffs, reduction of taxes or to obtain money owed, or to obtain regulatory approval) or for the purpose of causing, soliciting or inducing the sale and purchase of the Deliverables by any party, and (iv) it has full knowledge of and will comply with the Company's Code of Conduct for Business Partners as set forth on the Allegion customer website, **WHICH IS HEREBY INCORPORATED BY REFERENCE.**

c. The Customer shall indemnify and hold the Company harmless from any claim, demand, expense or cost arising from any breach of this Article.

d. The Customer shall permit the Company to conduct an audit or review of the Customer's financial books and records and business operations at such other times that the Company considers it necessary to confirm compliance with this provision. Such audit may be conducted by representatives of the Company or, at the Company's sole discretion, by a certified public accounting firm selected by the Company. The Customer shall cooperate with any inquiries from the Company's Ethics & Compliance Group.

e. A violation of this provision constitutes a material breach of this Agreement and the Company may terminate any purchase order or this Agreement immediately, with no opportunity to cure, in accordance with Section 27 of this Agreement.

f. Notwithstanding the foregoing provisions of this Section 33, (i) Company is not responsible for obtaining or maintaining any permits for the performance of services or the verification or compliance with any code requirements relative to the performance of services, (ii) to the extent any sale of Deliverables pursuant to this Agreement may require approval of the U.S. Government, Company's obligations under this Agreement are conditioned upon the grant of such approval and upon compliance by Customer with any restrictions imposed by the U.S. Government in connection with such approval, and (iii) in the event the Deliverables are to be used in a nuclear facility, the Customer shall, prior to such use, arrange for insurance or governmental indemnity protecting Company against liability. The Customer hereby releases and agrees to indemnify Company and its suppliers for any nuclear damage including, but not limited to, loss of use, in any manner arising out of the nuclear incident, whether alleged to be due, in whole or in part by Company or its suppliers.

g. **No Inducements.** Each party represents to each other that neither it nor any person acting on its behalf has, in contravention of any applicable law, given or offered to give or will give or offer to give, any sum of money or other material consideration to any person, directly or indirectly, as an inducement to obtain business hereunder or to influence the granting of licenses or other governmental permissions to enter into this Agreement or perform obligations hereunder.

h. **Equal Employment Opportunity.** Company is a U.S. federal contractor that complies with Executive Order 11246, as amended, and applicable regulations in 41 CFR Parts 60-1 through 60-60, 29 U.S.C. § 793 and applicable regulations in 41 CFR § 60-741; and 38 U.S.C. § 4212 and applicable regulations in 41 CFR Part 60-250 and 60-300. **THE FOLLOWING PROVISIONS ARE INCORPORATED HEREIN BY REFERENCE:** Executive Order 11246, as amended by Executive Order 13672, and 41 CFR § 60-4.3(a); Executive Order 11701 and 41 CFR § 60-250.5(a), 60-300.5; Executive Order 11758 and 41 CFR § 60-741.5(a); U.S. immigration laws, including the L-1 Visa Reform Act of 2004 and the H-1B Visa Reform Act of 2004; and Executive Order 13496.

i. **Ethical Business Conduct.** Customer shall adopt and comply with Company's Business Partner Code of Conduct which is **EXPRESSLY INCORPORATED HEREIN BY REFERENCE.**

34. REPRESENTATIONS AND WARRANTIES. Customer represents, warrants and covenants to Company that: (a) it has the right, power, and authority to enter into this Agreement and fully perform its obligations hereunder; (b) it has all necessary rights in and to its respective Content and Marks for use within the scope of this Agreement, including the licenses granted herein; and (c) it complies, and at all times shall comply, with all laws, rules, and regulations in effect that are applicable to its performance under this Agreement, including obtaining all such approvals and/or permits as may be required hereunder.

35. NO THIRD-PARTY BENEFICIARY. Each party is entering into this Agreement solely based on the representations contained herein for its own purposes and not for the benefit of any third party.

36. NOTICES AND CHANGE OF ADDRESS. All notices or other communications under this Agreement shall be in writing and delivered in person, or sent by receipted courier, express mail, e-mail, or postage prepaid certified or registered mail, addressed to the party for whom it is intended, at the addresses set forth in this Agreement. Either party may change its address for notice by giving written notice to the other party. Any notice or other communication shall be deemed given no later than the date actually received. Notice by courier, express mail, certified mail, or registered mail shall be deemed given on the date it is officially recorded as delivered and, in the absence of such record of delivery, it shall be rebuttably presumed to have been delivered on the third Business Day after it was deposited. Notices sent by e-mail require tangible confirmation of receipt from addressee.

37. ASSIGNMENT. Customer may not assign this Agreement without the prior written consent of Company. Company may assign its rights and delegate its duties under this Agreement, without the prior consent of Customer, to an Affiliate, or to a third party in the event of a spin-off, merger, business combination, consolidation or sale of all, or substantially all, of its assets or business that are related to this Agreement. The rights and duties in this Agreement shall bind and inure to the benefit of any such assignee.

38. SEVERABILITY. If any provision of this Agreement is held to be invalid, illegal, or unenforceable under any statute, regulation, ordinance, executive order, or other rule of law, that provision will be deemed severed to the extent necessary to comply with such statute, regulation, ordinance, order, or rule. In the event such provision is deemed severed, the parties will negotiate in good faith to arrive at an alternative arrangement approximating the original business objective of the parties. The remaining terms and conditions of this Agreement will remain in effect.

39. NO IMPLIED WAIVER. The failure of either party at any time to require performance by the other party of any provision of this Agreement will in no way affect the right to require such performance at any time thereafter, nor will the waiver of either party of a breach of any provision of this Agreement constitute a waiver of any succeeding breach of the same or any other provision.

40. MISCELLANEOUS. (a) This Agreement does not make either party the agent or legal representative of the other party. Neither party is authorized to create any obligation on behalf of the other party including, but not limited to, the obligation for payment of any service or warranty obligation hereunder; (b) The rights and remedies herein reserved to Company are cumulative and additional to any other rights and remedies provided at law or

equity; (c) The official text of this Agreement is in the English language. If this Agreement is translated into another language, the English text will govern any question with respect to interpretation; (d) The headings in this Agreement are for convenience of reference only and do not affect the meaning of this Agreement in any manner.

DEFINITIONS.

Capitalized terms have the meanings set forth in this Section, or in the Section in which they first appear in this Agreement.

"Agreement" means these Allegion Terms and Conditions of Sale and Service, together with any applicable Country Supplement or Region Supplement provided by Company, and all of the documents referenced herein or therein.

"Affiliate" means any Person that directly or indirectly, through one or more intermediaries, controls, is controlled by, or is under common control with, the Company. The term "control" (including the terms "controlled by" and "under common control with") means the possession, directly or indirectly, of the power to direct or cause the direction of the management and policies of a Person, whether through the ownership of voting securities, by contract or otherwise.

"Business Day" means any day except Saturday, Sunday or any other day on which commercial banks located in the United States are authorized or required by Law to be closed for business.

"Company" means Schlage Lock Company, LLC or any subsidiary or affiliate thereof selling products that are part of the Allegion product portfolio. Schlage Lock Company and/or its subsidiary or affiliates will be severally but not jointly liable under the Agreement.

"Company Marks" refers to the Marks of Company.

"Confidential Information" shall mean any and all information provided by either party to the other party pertaining to the disclosing party's business. Confidential Information shall include, but not be limited to, any bidding lists, formulae for products, manufacturing processes, production techniques, packaging processes, methods, research materials, ideas, marketing plans and related materials, quality standards, test results and data, apparatus, engineering drawings, contract documents, computer software, hardware, or firmware, business activities information such as financial information, reports, projections, books and records, customer and supplier information, and operations, customer and supplier lists and data, specifications, know how, and other Proprietary Information or Trade Secrets (as defined herein) that either party may furnish to the other party. Confidential Information shall not include information that: (a) is or becomes publicly known if such public knowledge or disclosure is not the result of any act or failure to act on the part of the receiving party;

(b) is, at the time of disclosure, already known to the Receiving Party without utilizing the Confidential Information; (c) is information disclosed to the Receiving Party by a third party which is not to the Receiving Party's knowledge, after inquiry of the third party, under a duty of confidentiality to the Disclosing Party; or (d) is independently developed by the Receiving Party without the use of Confidential Information. The Receiving Party shall have the burden of proof as to prior knowledge and absence of breach. Confidential Information may be furnished in any tangible or intangible form including, but not limited to, writings, drawings, computer and other electronic media, logic diagrams, component specifications, graphs, prototypes, samples, or verbal communications and regardless of whether such information is marked or designated as "confidential." For the avoidance of doubt, all information, knowledge or data disclosed by Company to Customer, regardless of whether disclosed in written, tangible, oral, visual or other form, including, without limitation, sample products, equipment, software, or other objects or material, provided by Company to Customer, and all information, knowledge or data which was obtained by Customer from visits to Company's facilities, shall be considered "Confidential Information" under this Agreement.

"Content" means all information (including without limitation any text, music, sound, photographs, video, graphics, data or software), in any medium, on a particular Company Web page or Website or in Marketing Materials.

"Customer" means the purchaser of Deliverables from Company.

"Deliverables" means any good or service or both purchased by Customer from Company under these General Terms and Conditions of Sale and Service.

"End Users" means the purchaser that (a) has acquired a Deliverable from Customer for (i) its own and its Affiliate's/Affiliates' internal use and not for resale, remarketing or distribution or (ii) incorporation into its own products and (b) is an individual or entity, other than any federal, state or local agency, office or division.

"IP" means all intellectual property and industrial property rights comprising or relating to/ of the following: (a) Patents; (b) Trademarks; (c) internet domain names, whether or not Trademarks, registered by any authorized private registrar or Governmental Authority, web addresses, web pages, website and URLs; (d) works of authorship, expressions, designs and design registrations, whether or not copyrightable, including copyrights and copyrightable works, software and firmware, application programming interfaces, architecture, files, records, schematics, data, data files, and databases and other specifications and documentation; (e) Trade Secrets; and (f) all other intellectual property and industrial property rights, and all rights, interests and protections that are associated with, equivalent or similar to, or required for the exercise of, any of the foregoing, however arising, in each case whether registered or unregistered and including all registrations and applications for, and renewals or extensions of, such rights or forms of protection pursuant to the Laws of any jurisdiction throughout in any part of the world.

"Marketing Materials" means all marketing brochures, buckslips, pamphlets, emails, text, call scripts or other material, whether in printed format, audio or audiovisual format, or in any other format, that contain any (i) Content relating to the Company Deliverables or (ii) Company Marks.

"Marks" means collectively the domain names, trademarks, trade names, service marks, trade dress, logos, and the like used or provided by either party for use in connection with this Agreement.

"Patents" means all patents (including all reissues, divisionals, provisionals, continuations and continuations-in-part, re-examinations, renewals, substitutions and extensions thereof), patent applications, and other patent rights and any other Governmental Authority-issued indicia of invention ownership (including inventor's certificates, petty patents and patent utility models).

"Person" means a person or entity.

"Price Books" mean Company's current Price Book in effect for the applicable Deliverable being purchased by Customer.

"Trade Secrets" means and includes business or technical information of either party, including processes, formulas, devices, techniques, compilations and other material that a party attempts to maintain in secret and that derive commercial value for such party from not being generally known to the public or readily ascertainable through independent development or reverse engineering.

DOOR CLOSER SPECIALISTS

Since its founding in 1926, LCN has specialized in solving door control problems through the use of high quality, innovative door control products. By adhering to high standards of performance, LCN has earned a leadership role within the industry and is committed to meeting door control challenges of the future. With representatives located throughout the world, LCN provides the products and services necessary to solve your door control problems.

The LCN formula for success



Materials

LCN is committed to providing the best door closers in the world. In addition to the mechanical advantages derived from proven designs, much of the durability of the closer and arm system is related to the materials used in their manufacturing.




Extensive Abuse Test

Why do some hardware professionals claim that LCN stands for "Last Closer Needed?" LCN closers are put through grueling tests in which they exceed industry requirements.



Forged Steel Arms

The closing power and control generated within LCN closers is transferred to the door through forged steel arms. Forged steel arms have greater strength, better appearance and less bulk.



Chrome Silicon

Many closer manufacturers use less expensive oil-tempered springs, but LCN engineers know that such a spring loses up to 20% of its power after a few thousand cycles.



Heat-Treated

LCN steel pinions have larger, stronger teeth and are double heat-treated for the greatest possible strength on the shaft. Heat-treating makes the pinion harder, better able to resist wear after years of service and results in less stress on the cylinder.




Special Templates

When a standard door closer won't do the job, there is only one proven, reliable source for special solutions — LCN. With over 3,000 special templates on file, LCN can provide a door control solution for one-of-a-kind doors such as vault, balanced, over-sized and arch doors.



Hydraulic Fluid

LCN uses a special formula hydraulic fluid with special lubrication properties to keep closer components working smoothly. This unique all-weather hydraulic fluid eliminates the need for seasonal adjustments.



Customer Service

At a time when machines are picking up more and more customer calls, real people are answering the phones at LCN. Every member of our customer service staff is trained and qualified to assist you with orders, closer selection and special applications.

COMPLETE DOOR CLOSERS

PRICE LIST

CLOSER SERIES		STANDARD POWDER COAT FINISHES	PLATED FINISHES			S H E E T P I G H T	
SERIES NUMBER	ARM TYPE	AL (689) DKBRZ (695) BRASS (696) LTBRZ (691) STAT (690) BLACK (693)	US26D	US 3 US 4 US 10	US 11 US 15 US 26		

1250 Series - Surface Mount

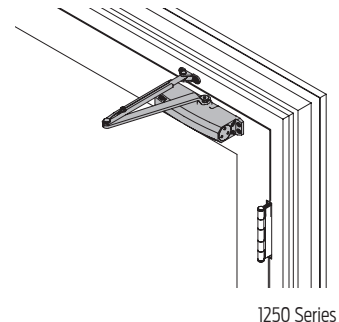
1250	Rw/PA*	\$190	N/A	N/A	8
1250	Rw/62A	205	N/A	N/A	7
1250	LONG	190	N/A	N/A	7
1250	Hw/PA*	220	N/A	N/A	10
1250	HLONG	220	N/A	N/A	10
1250	EDA	240	N/A	N/A	8
1250	HEDA (Handed)	270	N/A	N/A	8
1250	CUSH	270	N/A	N/A	9
1250	HCUSH	325	N/A	N/A	9
1250	SCUSH	325	N/A	N/A	9
1250	SHCUSH	380	N/A	N/A	9

Add for; Slim Cover (**SLIM**) (\$15), Custom Powder Finish (**RAL**) (\$35), Brite Metallic (**MTLPC**) (\$60), TORX Fasteners (**TORX**) (\$15), Special Rust Inhibitor (**SRI**) (\$40)

*Note - When BAA (Buy American Act) is required for 1250 Rw/PA and Hw/PA in AL or DKBRZ please designate BAA when ordering.

Buy American Act (BAA) (\$30) for 1250 Rw/PA and Hw/PA in AL or DKBRZ.

For parts & accessories, see page 50



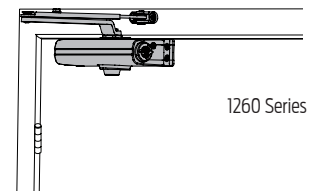
1250 Series

1260 Series - Surface Mount

1261	REG	\$250	N/A	N/A	11
1261	Rw/PA	255	N/A	N/A	12
1261	Rw/62A	270	N/A	N/A	12
1261	LONG	255	N/A	N/A	11
1261	H	280	N/A	N/A	11
1261	Hw/PA	285	N/A	N/A	12
1261	HLONG	285	N/A	N/A	11
1261	EDA	305	N/A	N/A	13
1261	EDA w/62G	310	N/A	N/A	13
1261	HEDA (Handed)	335	N/A	N/A	13
1261	HEDA w/62G (Handed)	340	N/A	N/A	13
1261	CUSH	335	N/A	N/A	12
1261	HCUSH	390	N/A	N/A	12

Add for; Slim Cover (**SLIM**) (\$15), TORX Fasteners (**TORX**) (\$15), Special Rust Inhibitor (**SRI**) (\$40)

For parts & accessories, see page 50.



1260 Series

COMPLETE DOOR CLOSERS

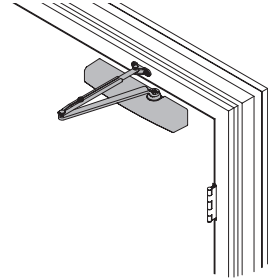
PRICE LIST

CLOSER SERIES		STANDARD POWDER COAT FINISHES	PLATED FINISHES			S H E I P P I N G
SERIES NUMBER	ARM TYPE	AL (689) DKBRZ (695) BRASS (696) LTBRZ (691) STAT (690) BLACK (693)	US26D	US 3 US 4 US 10	US 11 US 15 US 26	



1450 Series - Surface Mount

1450.....Rw/PA*	\$257	N/A	N/A	9
1450.....Rw/62A	272	N/A	N/A	9
1450.....LONG	257	N/A	N/A	8
1450.....Hw/PA*	287	N/A	N/A	11
1450.....HLONG	287	N/A	N/A	11
1450.....EDA	307	N/A	N/A	9
1450.....EDA w/62G	312	N/A	N/A	9
1450.....HEDA	337	N/A	N/A	9
1450.....CUSH	337	N/A	N/A	9
1450.....HCUSH	392	N/A	N/A	10
1450.....SCUSH	392	N/A	N/A	10
1450.....SHCUSH	447	N/A	N/A	10



1450 Series

Add for; Delay Action (DEL) (\$40) Coming Soon, Full Metal Cover (MC) (\$30), Full Plastic Cover (FC) (\$10), TORX Fasteners (TORX) (\$15), Custom Powder Finish (RAL___) (\$35), Brite Metallic (MTLPC) (\$60), Special Rust Inhibitor (SRI) (\$40)

*Note - When BAA (Buy American Act) is required for 1450 Rw/PA and Hw/PA in AL or DKBRZ please designate BAA when ordering.

Buy American Act (BAA) (\$30) for 1450 Rw/PA and Hw/PA in AL or DKBRZ.

For parts & accessories, see page 50.

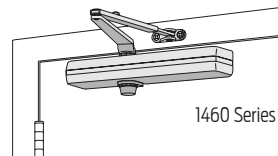
1450T Series - Surface Mount (Coming Soon)

1450T.....STD	\$337	NA	NA	12
1450T.....H	357	NA	NA	12
1450T.....BUMPER	347	NA	NA	12
1450T.....H BUMPER	367	NA	NA	12

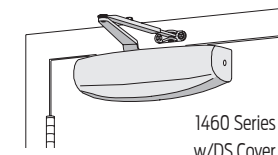
Add for; Full Metal Cover (MC) (\$30), Full Plastic Cover (FC) (\$10), TORX Fasteners (TORX) (\$15), Special Rust Inhibitor (SRI) (\$40), Custom Powder Finish (RAL___) (\$35), Brite Metallic (MTLPC) (\$60)

1460 Series - Surface Mount

1461.....REG	\$320	\$577	\$645	9
1461.....Rw/PA	325	628	711	11
1461.....Rw/62A	340	645	725	11
1461.....LONG	325	580	650	9
1461.....H	350	590	663	10
1461.....Hw/PA	355	640	730	11
1461.....HLONG	355	593	670	10
1461.....HD	350	605	680	9
1461.....HD/PA	355	662	745	11
1461.....HDw/62A	370	680	762	11
1461.....HD/LONG	355	615	685	10
1461.....EDA	375	705	777	12
1461.....EDA w/62G	380	710	780	12
1461.....HEDA (Handed)	405	735	810	12
1461.....HEDA w/62G (Handed)	410	745	805	12
1461.....CUSH	405	745	810	11
1461.....HCUSH	460	780	860	11
1461.....SCUSH	460	780	860	11
1461.....SHCUSH	515	835	915	11



1460 Series



1460 Series w/DS Cover

Add for; Delay Action (DEL) (\$40), Designer Series Cover (DS) (\$30), Full Cover (FC) (\$10), TORX Fasteners (TORX) (\$15), Special Rust Inhibitor (SRI) (\$40), Custom Powder Finish (RAL___) (\$35), Brite Metallic (MTLPC) (\$60)

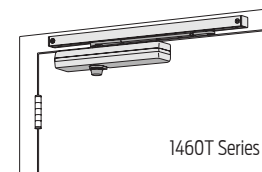
For parts & accessories, see page 51.

1460T Series - Surface Mount

1460T, 1461T.....STD	\$400	\$650	\$720	12
1460T, 1461T.....H	420	670	740	12
1460T, 1461T.....BUMPER	410	660	730	12
1460T, 1461T.....H BUMPER	430	680	750	12

Add for; Designer Series Cover (DS) (\$30), Full Cover (FC) (\$10), TORX Fasteners (TORX) (\$15), Special Rust Inhibitor (SRI) (\$40), Custom Powder Finish (RAL___) (\$35), Brite Metallic (MTLPC) (\$60)

For parts & accessories, see page 51.



1460T Series

Indicates products that have EPD documentation available and meet LEED v4.

COMPLETE DOOR CLOSERS

PRICE LIST



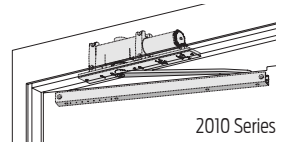
CLOSER SERIES		STANDARD POWDER COAT FINISHES	PLATED FINISHES			S H E E T P I P H T G
SERIES NUMBER	ARM TYPE		US26D	US 3 US 4 US 10	US 11 US 15 US 26	

2010 Series - Concealed (Requires Handing)

2011, 2013-2016	STD	\$602	\$1,032	\$1,180	13
2011, 2013-2016	H	622	1052	1200	14
2011, 2013-2016	BUMPER	612	1042	1190	13
2011, 2013-2016	H BUMPER	632	1062	1210	14

Add for; TORX Fasteners (**TORX**) (\$15), Special Rust Inhibitor (**SRI**) (\$40), Custom Powder Finish (**RAL__**) (\$35), Brite Metallic (**MTLPC**)* (\$60)

For parts & accessories, see page 52.

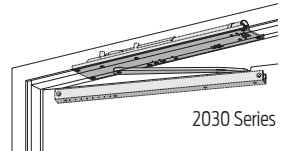


2030 Series - Concealed (Requires Handing)

2031-2035	STD	\$1,002	\$1,415	\$1,540	14
2031-2035	H	1,022	1,435	1,560	14
2031-2035	BUMPER	1,012	1,425	1,550	14
2031-2035	H BUMPER	1,032	1,445	1,570	14

Add for; TORX Fasteners (**TORX**) (\$15), Special Rust Inhibitor (**SRI**) (\$40), Custom Powder Finish (**RAL__**) (\$35), Brite Metallic (**MTLPC**)* (\$60)

For parts & accessories, see page 52.

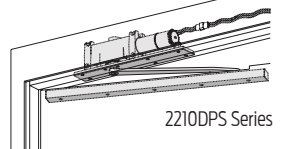


2210 Series - Concealed (Requires Handing)

2213-2215	STD	\$832	\$1,186	\$1,260	17
2213DPS-2215DPS	STD	934	1,288	1,362	17

Add for; Advanced Variable Backcheck (**AVB**) (\$20), Special Rust Inhibitor (N/A with DPS) (**SRI**) (\$40), Custom Powder Finish (**RAL__**) (\$35), Brite Metallic (**MTLPC**) (\$60)

For parts & accessories, see page 52.

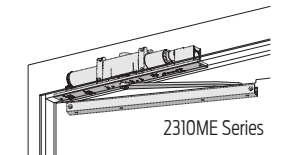


2310ME Series - Concealed (Requires Handing & Voltage)

2314ME	STD	\$1,120	\$1,429	\$1,519	17
--------	-----	---------	---------	---------	----

Add for; Bypass Cylinder (**B80**) or (**B140**) (\$80), TORX Fasteners (**TORX**) (\$15), Custom Powder Finish (**RAL__**)* (\$35), Brite Metallic (**MTLPC**)* (\$60)

For parts & accessories, see page 52.



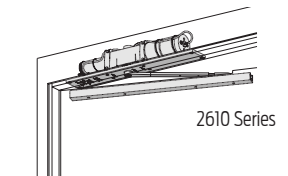
2610 Series - Concealed (Requires Handing)

2613-2614	STD	\$2,021	\$2,389	\$2,496	22
2613DPS-2614DPS	STD	2,214	\$2,582	\$2,690	22

Add for; Custom Powder Finish (**RAL__**)* (\$35), Brite Metallic (**MTLPC**)* (\$60)

See pages 20-21 for control boxes and compressors. Also, see pages 26-43 for actuators, tubing, & accessories.

For parts & accessories, see page 53.



COMPLETE DOOR CLOSERS

PRICE LIST

CLOSER SERIES		STANDARD POWDER COAT FINISHES	PLATED FINISHES		S H E E P I N G	
SERIES NUMBER	ARM TYPE	ANCLR ANDKB	N/A	N/A		



2810 Series - Concealed (Requires Handing)

2811.....STD/CP	\$4,340
2811.....STD/OP	4,355

ANCLR or ANDKB	78
ANCLR or ANDKB	78

Header lengths available 33" to 48" on operators without **POS** or **BKY** (please specify).
 Header lengths available 36" to 48" on operators with **POS** or **BKY** (please specify).
 STD/CP arm has 2 3/4" spindle center, STD/OP arm has 3 3/4" spindle center.
 Add for; Double Door Header (49" to 98" – please specify) (**DD**) (**\$220**),
 Positive Mechanical Stop (STD/CP arm only) (**POS**) (**\$26**), Breakaway Stop (STD/CP arm only) (**BKY**) (**\$95**)
 Manual Prep (requires DD header and STD/OP arm) (49" to 98" - please specify) (**MPDD**) (**\$600**)
 See pages 30-47 for actuators & accessories.
 For parts & accessories, see page 53.



2810 Series




2850 Series - Concealed/Simultaneous Pair

2853.....STD/CP	\$7,220
2853.....STD/OP	7,250

ANCLR or ANDKB	155
ANCLR or ANDKB	155

Header lengths available 52" to 98" on operators without **POS** or **BKY** (please specify).
 Header lengths available 70" to 98" on operators with **POS** or **BKY** (please specify).
 STD/CP arm has 2 3/4" spindle center, STD/OP arm has 3 3/4" spindle center.
 Add for; Positive Mechanical Stop (STD/CP arm only) (**POS**) (**\$52**), Breakaway Stop (STD/CP arm only) (**BKY**) (**\$190**)
 See pages 30-47 for actuators & accessories.
 For parts & accessories, see page 53.



2850 Series




2860 Series - Concealed/Independent Pair

2863.....STD/CP	\$8,585
2863.....STD/OP	8,615

ANCLR or ANDKB	155
ANCLR or ANDKB	155

Header lengths available 65" to 98" on operators without **POS** or **BKY** (please specify).
 Header lengths available 70" to 98" on operators with **POS** or **BKY** (please specify).
 STD/CP arm has 2 3/4" spindle center, STD/OP arm has 3 3/4" spindle center.
 Add for; Positive Mechanical Stop (STD/CP arm only) (**POS**) (**\$52**), Breakaway Stop (STD/CP arm only) (**BKY**) (**\$190**)
 See pages 30-47 for actuators & accessories.
 For parts & accessories, see page 53.



2860 Series

COMPLETE DOOR CLOSERS

PRICE LIST

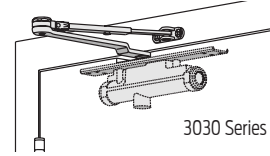


CLOSER SERIES		STANDARD POWDER COAT FINISHES	PLATED FINISHES			S H E E T P I N C H I N G
SERIES NUMBER	ARM TYPE	AL (689) DKBRZ (695) BRASS (696) LTBRZ (691) STAT (690) BLACK (693)	US26D	US 3 US 4 US 10	US 11 US 15 US 26	

3030 Series - Concealed (Requires Handing)

3031-3034.....	REG	\$432	\$622	\$672	6
3031-3034.....	H	462	652	702	6

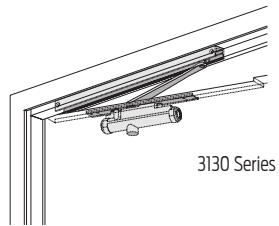
Add for; TORX Fasteners (**TORX**) (\$15), Special Rust Inhibitor (**SRI**) (\$40), Custom Powder Finish (**RAL**___)* (\$35), Brite Metallic (**MTLPC**)* (\$60)
For parts & accessories, see page 54.



3130 Series - Concealed (Requires Handing)

3131-3133.....	STD	\$505	\$689	\$741	8
3131-3133.....	H	525	709	761	8
3131-3133.....	BUMPER	515	699	751	8
3131-3133.....	H BUMPER	535	719	771	8

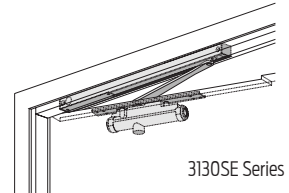
Add for; TORX Fasteners (**TORX**) (\$15), Special Rust Inhibitor (**SRI**) (\$40), Custom Powder Finish (**RAL**___)* (\$35), Brite Metallic (**MTLPC**)* (\$60)
For parts & accessories, see page 54.



3130SE Series - Concealed (Requires Handing & Voltage)

3133SE-3134SE.....	STD	\$768	\$952	\$1,004	8
3133SE-3134SE.....	LONG	768	952	1004	8

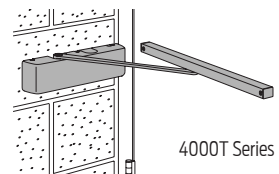
Add for; TORX Fasteners (**TORX**) (\$15), Custom Powder Finish (**RAL**___)* (\$35), Brite Metallic (**MTLPC**)* (\$60)
For parts & accessories, see page 54.



4000T Series - Wall Pocket (SEM7800 Series Available Separately)

4003T-4004T.....	STD	\$503	\$798	\$893	15
------------------	-----	--------------	-------	-------	----

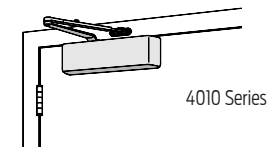
Add for; Metal Cover (**MC**) (\$10), TORX Fasteners (**TORX**) (\$15), Special Rust Inhibitor (**SRI**) (\$40), Custom Powder Finish (**RAL**___)* (\$35), Brite Metallic (**MTLPC**)* (\$60)
For parts & accessories, see page 54.



4010 Series - Surface Mount (Requires Handing)

4011 or 4016.....	REG	\$445	\$843	\$973	11
4011 or 4016.....	H	470	868	998	12
4011 or 4016.....	FL	568	NA	NA	15

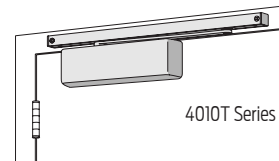
Add for; Delay Action (**DEL**) (\$40) (4011 only), Telephone Cylinder (**TEL**) (\$40), Metal Cover (**MC**) (\$10), TORX Fasteners (**TORX**) (\$15), Special Rust Inhibitor (**SRI**) (\$40), Custom Powder Finish (**RAL**___)* (\$35), Brite Metallic (**MTLPC**)* (\$60)
Note - 4010 Series is available as 4011 (Adjustable 1-5) or 4016 (Size 6 Only - Not ADA Compliant).
For parts & accessories, see page 54.



4010T Series - Surface Mount (Requires Handing)

4011T, 4013T-4014T.....	STD	\$497	\$783	\$865	16
4011T, 4013T-4014T.....	H	517	803	885	16
4011T, 4013T-4014T.....	BUMPER	507	793	875	16
4011T, 4013T-4014T.....	H BUMPER	527	813	895	16
4011T, 4013T-4014T.....	DE	539	825	907	16
4011T, 4013T-4014T.....	DE HO	559	845	927	16
4011T, 4013T-4014T.....	DE BUMPER	549	835	917	16
4011T, 4013T-4014T.....	DE H BUMPER	569	855	937	16

Add for; Metal Cover (**MC**) (\$10), TORX Fasteners (**TORX**) (\$15), Special Rust Inhibitor (**SRI**) (\$40), Custom Powder Finish (**RAL**___)* (\$35), Brite Metallic (**MTLPC**)* (\$60)
For parts & accessories, see page 55.



Indicates products that have EPD documentation available and meet LEED v4.

COMPLETE DOOR CLOSERS

PRICE LIST



CLOSER SERIES		STANDARD POWDER COAT FINISHES	PLATED FINISHES			S H E E T P I P H T G
SERIES NUMBER	ARM TYPE	AL (689) DKBRZ (695) BRASS (696) LTBRZ (691) STAT (690) BLACK (693)	US26D	US 3 US 4 US 10	US 11 US 15 US 26	

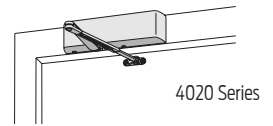


4020 Series - Surface Mount (Requires Handing)

4021 or 4026..... REG	\$445	\$833	\$970	11
4021 or 4026..... LONG	450	843	978	11
4021 or 4026..... H	470	863	998	12
4021 or 4026..... FL	568	NA	NA	12

Add for; Delay Action (**DEL**) (\$40) (4021 only), Telephone Cylinder (**TEL**) (\$40), Metal Cover (**MC**) (\$10), TORX Fasteners (**TORX**) (\$15), Special Rust Inhibitor (**SRI**) (\$40), Custom Powder Finish (**RAL**___)* (\$35), Brite Metallic (**MTLPC**)* (\$60)

Note - 4020 Series is available as 4021 (Adjustable 1-5) or 4026 (Size 6 Only - Not ADA Compliant).
For parts & accessories, see page 55.

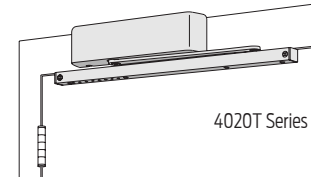


4020T Series - Surface Mount (Requires Handing)

4021T, 4023T-4024T STD	\$497	\$783	\$865	15
4021T, 4023T-4024T H	517	803	885	16
4021T, 4023T-4024T BUMPER	507	793	875	15
4021T, 4023T-4024T H BUMPER	527	813	895	16

Add for; Metal Cover (**MC**) (\$10), TORX Fasteners (**TORX**) (\$15), Special Rust Inhibitor (**SRI**) (\$40), Custom Powder Finish (**RAL**___)* (\$35), Brite Metallic (**MTLPC**)* (\$60)

For parts & accessories, see page 55.

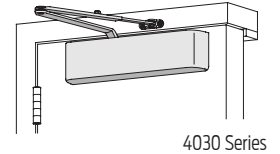


4030 Series - Surface Mount

4031..... REG	\$381	\$677	\$778	8
4031.....Rw/PA	386	732	850	9
4031.....Rw/62A	401	748	865	8
4031.....LD	360	639	724	8
4031.....LD/PA	365	693	794	8
4031.....LD/62A	380	711	812	8
4031.....LONG	386	682	785	8
4031.....H	411	699	799	8
4031.....Hw/PA	416	754	864	9
4031.....HLONG	416	704	804	8
4031.....EDA	416	781	868	9
4031.....HEDA (Handed)	446	807	895	9
4031.....CUSH	446	807	895	9
4031.....HCUSH	501	882	948	9
4031.....SCUSH	501	882	948	9
4031.....SHCUSH	556	934	1000	9

Add for; Special Rust Inhibitor (**SRI**) (\$40), Custom Powder Finish (**RAL**___)* (\$35), Brite Metallic (**MTLPC**)* (\$60)

For parts & accessories, see page 55.

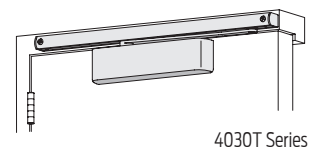


4030T Series - Surface Mount

4031T.....STD	\$444	\$724	\$804	9
4031T.....H	464	744	824	9

Add for; Special Rust Inhibitor (**SRI**) (\$40), Custom Powder Finish (**RAL**___)* (\$35), Brite Metallic (**MTLPC**)* (\$60)


For parts & accessories, see page 56.



Indicates products that have EPD documentation available and meet LEED v4.

COMPLETE DOOR CLOSERS

PRICE LIST

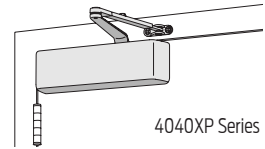
CLOSER SERIES		STANDARD POWDER COAT FINISHES	PLATED FINISHES			S H E E T P I N G	
SERIES NUMBER	ARM TYPE	AL (689) DKBRZ (695) BRASS (696) LTBRZ (691) STAT (690) BLACK (693)	US26D	US 3 US 4 US 10	US 11 US 15 US 26		



4040XP Series - Surface Mount

4040XP.....REG	\$462	\$874	\$1,013	13
4040XP.....Rw/PA	467	929	1,080	13
4040XP.....LONG	467	880	1,020	14
4040XP.....XLONG	497	910	1,045	14
4040XP.....Rw/62A	487	945	1,097	12
4040XP.....H	517	913	1,055	13
4040XP.....Hw/PA	522	977	1,137	12
4040XP.....HLONG	522	920	1,059	12
4040XP.....EDA	507	905	1,045	14
4040XP.....EDA w/62G	512	910	1,050	13
4040XP.....HEDA (Handed)	537	935	1,070	14
4040XP.....HEDA w/62G (Handed)	542	940	1,075	13
4040XP.....CUSH	537	940	1,075	14
4040XP.....HCUSH	587	995	1,130	14
4040XP.....SCUSH	587	995	1,130	15
4040XP.....SHCUSH	637	1045	1,180	15

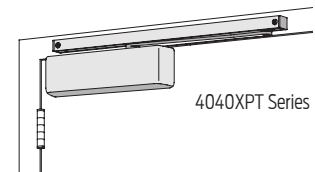
Add for; Delay Action (**DEL**) (**\$40**) (Standard 4041 Cylinder - Not XP), Metal Cover (Handed) (**MC**) (**\$10**), TORX Fasteners (**TORX**) (**\$15**), Special Rust Inhibitor (**SRI**) (**\$40**), Custom Powder Finish (RAL___)* (**\$35**), Brite Metallic (**MTLPC**)* (**\$60**)
 For parts & accessories, see page 56.



4040XPT Series - Surface Mount

4040XPT.....STD	\$515	\$795	\$877	15
4040XPT.....H	535	815	897	16
4040XPT.....BUMPER	525	805	887	15
4040XPT.....H BUMPER	545	825	907	16
4040XPT.....DE (Handed)	555	842	921	16
4040XPT.....DE H (Handed)	575	862	941	16
4040XPT.....DE BUMPER (Handed)	565	852	931	16
4040XPT.....DE H BUMPER (Handed)	585	872	951	16

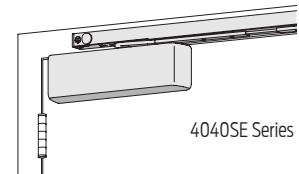
Add for; Metal Cover (Handed) (**MC**) (**\$10**), TORX Fasteners (**TORX**) (**\$15**), Special Rust Inhibitor (**SRI**) (**\$40**), Custom Powder Finish (RAL___)* (**\$35**), Brite Metallic (**MTLPC**)* (**\$60**)
 For parts & accessories, see page 57.



4040SE Series - Surface Mount (Requires Voltage)

4040SE.....STD	\$820	\$1,114	\$1,210	12
4040SE.....LONG	820	1,114	1,210	12
4040SE.....DE (Handed)	863	1,156	1,252	12

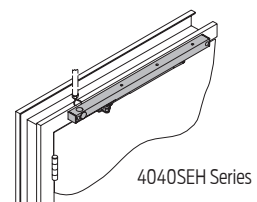
Add for; Metal Cover (Handed) (**MC**) (**\$10**), TORX Fasteners (**TORX**) (**\$15**), Custom Powder Finish (RAL___)* (**\$35**), Brite Metallic (**MTLPC**)* (**\$60**)
 For parts & accessories, see page 57.



4040SEH Series - Surface Mount Arm & Track Only (Requires Voltage) (Closer Available Separately)

4040SEH.....4040SEH-3038 w/Arm	\$518	\$687	\$723	8
--------------------------------	--------------	-------	-------	---


Add for; TORX Fasteners (**TORX**) (**\$15**)
 Note - Includes 4040SEH Track & 4040SEH Arm Only.
 For parts & accessories, see page 57.



Indicates products that have EPD documentation available and meet LEED v4.

COMPLETE DOOR CLOSERS

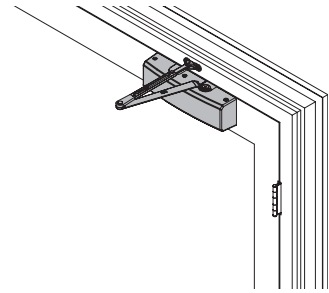
PRICE LIST

CLOSER SERIES		STANDARD POWDER COAT FINISHES	PLATED FINISHES			S H E E T P I N C H E S S	
SERIES NUMBER	ARM TYPE	AL (689) DKBRZ (695) BRASS (696) LTBRZ (691) STAT (690) BLACK (693)	US26D	US 3 US 4 US 10	US 11 US 15 US 26		

4050 Series - Surface Mount

4050.....Rw/PA	\$377	N/A	N/A	13
4050.....LONG	377	N/A	N/A	14
4050.....Rw/62A	397	N/A	N/A	13
4050.....Hw/PA	417	N/A	N/A	12
4050.....HLONG	417	N/A	N/A	12
4050.....EDA	407	N/A	N/A	14
4050.....EDA w/62G	412	N/A	N/A	13
4050.....HEDA (handed)	432	N/A	N/A	14
4050.....HEDA w/62G (handed)	437	N/A	N/A	13
4050.....CUSH	432	N/A	N/A	14
4050.....HCUSH	487	N/A	N/A	14
4050.....SCUSH	487	N/A	N/A	15
4050.....SHCUSH	537	N/A	N/A	15

Add for: Delay Action (**DEL**) (\$40), Metal Cover (**MC**) (\$30), TORX Fasteners (**TORX**) (\$15), Custom Powder Finish (**RAL**) (\$35), Brite Metallic (**MTLPC**) (\$60), Special Rust Inhibitor (**SRI**) (\$40)
For parts & accessories, see page 57.

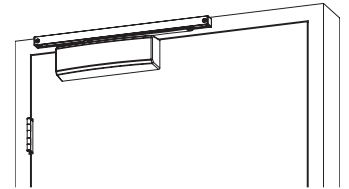


4050 Series

4050T Series - Surface Mount

4050T.....STD	\$433	N/A	N/A	15
4050T.....H	453	N/A	N/A	16
4050T.....BUMPER	443	N/A	N/A	15
4050T.....H BUMPER	463	N/A	N/A	16
4050T.....DE (Handed)	473	N/A	N/A	16
4050T.....DE H (Handed)	493	N/A	N/A	16
4050T.....DE BUMPER (Handed)	483	N/A	N/A	16
4050T.....DE H BUMPER (Handed)	503	N/A	N/A	16

Add for: Metal Cover (**MC**) (\$10), TORX Fasteners (**TORX**) (\$15), Special Rust Inhibitor (**SRI**) (\$40), Custom Powder Finish (**RAL**) (\$35), Brite Metallic (**MTLPC**) (\$60)
For parts & accessories, see page 57.

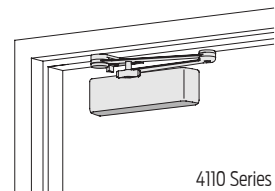


4050T Series

4110 Series - Surface Mount (Requires Handing)

4111 or 4116.....EDA	\$445	\$839	\$975	13
4111 or 4116.....EDA w/62G	450	844	980	13
4111 or 4116.....HEDA	475	865	1,003	13
4111 or 4116.....HEDA w/62G	480	870	1,008	13
4111 or 4116.....FL	573	NA	NA	15
4111 or 4116.....CUSH	475	865	1,003	13
4111.....HCUSH	530	918	1,062	14
4111 or 4116.....SCUSH	530	918	1,062	15
4111.....SHCUSH	580	968	1,103	15

Add for: Delay Action (**DEL**) (\$40) (4111 only), Advanced Variable Backcheck (**AVB**) (\$20), Telephone Cylinder (**TEL**) (\$40), Metal Cover (**MC**) (\$10), TORX Fasteners (**TORX**) (\$15), Special Rust Inhibitor (**SRI**) (\$40), Custom Powder Finish (**RAL**)* (\$35), Brite Metallic (**MTLPC**)* (\$60)
Note - 4110 Series is available as 4111 (Adjustable 1-5) or 4116 (Size 6 Only - Not ADA Compliant).
For parts & accessories, see page 58.

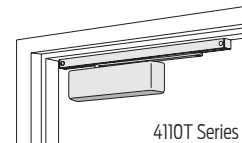


4110 Series

4110T Series - Surface Mount (Requires Handing)

4111T, 4113T-4114T.....STD	\$496	\$783	\$865	15
4111T, 4113T-4114T.....H	516	803	885	16
4111T, 4113T-4114T.....BUMPER	506	793	875	15
4111T, 4113T-4114T.....H BUMPER	526	813	895	16

Add for: Metal Cover (**MC**) (\$10), TORX Fasteners (**TORX**) (\$15), Special Rust Inhibitor (**SRI**) (\$40), Custom Powder Finish (**RAL**)* (\$35), Brite Metallic (**MTLPC**)* (\$60)
For parts & accessories, see page 58.



4110T Series

COMPLETE DOOR CLOSERS

PRICE LIST



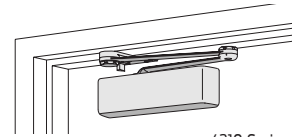
CLOSER SERIES		STANDARD POWDER COAT FINISHES	PLATED FINISHES			S H E E P I N G
SERIES NUMBER	ARM TYPE		US26D	US 3 US 4 US 10	US 11 US 15 US 26	



4210 Series - Surface Mount (Requires Handing)

4211 or 4216EDA	\$493	\$821	\$1,016	14
4211 or 4216CUSH	523	876	1,041	14
4211.....HCUSH	578	956	1,091	15

Add for; Delay Action (**DEL**) (**\$40**) (4211 only), Advanced Variable Backcheck (**AVB**) (**\$20**), Special Rust Inhibitor (**SRI**) (**\$40**), Custom Powder Finish (**RAL__**)* (**\$35**), Brite Metallic (**MTLPC**)* (**\$60**)
 Note - 4210 Series is available as 4211 (Adjustable 1-5) or 4216 (Size 6 Only - Not ADA Compliant).
 For parts & accessories, see page 58.



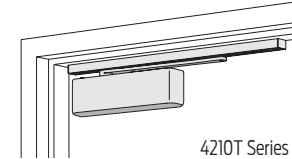
4210 Series



4210T Series - Surface Mount (Requires Handing)

4211T, 4213T-4214T.....STD	\$603	\$891	\$971	15
----------------------------	--------------	-------	-------	----

Add for; Advanced Variable Backcheck (**AVB**) (**\$20**), Special Rust Inhibitor (**SRI**) (**\$40**), Custom Powder Finish (**RAL__**)* (**\$35**), Brite Metallic (**MTLPC**)* (**\$60**)
 For parts & accessories, see page 58.



4210T Series



4310HSA Series - Surface Mount (Requires Handing & Voltage)

4311HSA.....STD	\$1,196	\$1,528	\$1,620	22
4311HSA.....DE	1,238	1,570	1,662	22

Add for; Custom Powder Finish (**RAL__**)* (**\$35**), Brite Metallic (**MTLPC**)* (**\$60**)
 For parts & accessories, see page 58.



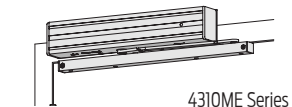
4310HSA Series



4310ME Series - Surface Mount (Requires Handing & Voltage)

4314ME.....SF	\$1,145	\$1,486	\$1,578	17
4314ME.....DE	1,187	1,528	1,620	17

Add for; Bypass Cylinder (**B80**) or (**B140**) (**\$80**), TORX Fasteners (**TORX**) (**\$15**), Custom Powder Finish (**RAL__**)* (**\$35**), Brite Metallic (**MTLPC**)* (**\$60**)
 For parts & accessories, see page 59.



4310ME Series

Indicates products that have EPD documentation available and meet LEED v4.

COMPLETE DOOR CLOSERS

PRICE LIST



CLOSER SERIES		STANDARD POWDER COAT FINISHES	PLATED FINISHES			S H I P L I G H T
SERIES NUMBER	ARM TYPE	AL (689) DKBRZ (695) BRASS (696) LTBRZ (691) STAT (690) BLACK (693)	US26D	US 3 US 4 US 10	US 11 US 15 US 26	



4410HSA Series - Surface Mount (Requires Handing & Voltage)

4412HSA.....	REG	\$1,142	\$1,582	\$1,724	22
4412HSA.....	LONG	1,173	1,611	1,753	22

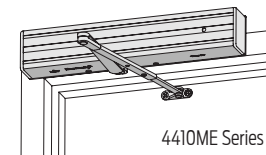
Add for; Custom Powder Finish (**RAL**___)* (**\$35**), Brite Metallic (**MTLPC**)* (**\$60**)
 Closer price includes 4410HSA-18 for regular mount or 4410HSA-18G (please specify) plate for flush mount application.)
 For parts & accessories, see page 59.



4410ME Series - Surface Mount (Requires Handing & Voltage)

4414ME.....	REG	\$1,062	\$1,502	\$1,644	17
4414ME.....	LONG	1,093	1,531	1,673	17

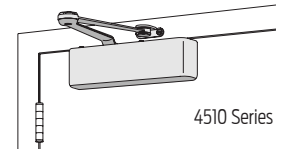
Add for; Bypass Cylinder (**B80**) or (**B140**) (**\$80**), TORX Fasteners (**TORX**) (**\$15**),
 Custom Powder Finish (**RAL**___)* (**\$35**), Brite Metallic (**MTLPC**)* (**\$60**)
 Closer price includes 4410ME-18 for regular mount or 4410ME-18G (please specify) plate for flush mount application.
 For parts & accessories, see page 59.



4510 Series - Surface Mount (Requires Handing)

4511 or 4516.....	EDA	\$505	\$875	\$1,005	14
-------------------	-----	--------------	-------	---------	----

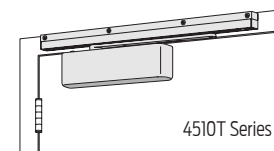
Add for; Delay Action (**\$40**) (4511 only), Advanced Variable Backcheck (**AVB**) (**\$20**),
 Special Rust Inhibitor (**SRI**) (**\$40**), Custom Powder Finish (**RAL**___)* (**\$35**), Brite Metallic (**MTLPC**)* (**\$60**)
 Note - 4510 Series is available as 4511 (Adjustable 1-5) or 4516 (Size 6 Only - Not ADA Compliant)
 For parts & accessories, see page 59.



4510T Series - Surface Mount (Requires Handing)

4511T, 4513T-4514T.....	STD	\$603	\$883	\$966	15
-------------------------	-----	--------------	-------	-------	----

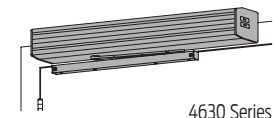
Add for; Advanced Variable Backcheck (**AVB**) (**\$20**), Special Rust Inhibitor (**SRI**) (**\$40**),
 Custom Powder Finish (**RAL**___)* (**\$35**), Brite Metallic (**MTLPC**)* (**\$60**)
 For parts & accessories, see page 60.



4630 Series - Surface Mount

4631.....	STD	\$5,179	\$5,526	\$5,629	40
-----------	-----	----------------	---------	---------	----

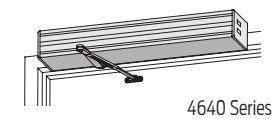
Add for; TORX Fasteners (**TORX**) (**\$15**), Custom Powder Finish (**RAL**___)* (**\$35**), Brite Metallic (**MTLPC**)* (**\$60**)
 Note - Optional Concealed On/Off Switch (**CS**) Available (**\$0**) - Please Specify.
 See pages 30-47 for actuators & accessories.
 For parts & accessories, see page 60.



4640 Series - Surface Mount

4642.....	REG	\$5,091	\$5,553	\$5,695	40
4642.....	LONG	5,116	\$5,578	\$5,720	40


Add for; TORX Fasteners (**TORX**) (**\$15**), Custom Powder Finish (**RAL**___)* (**\$35**), Brite Metallic (**MTLPC**)* (**\$60**)
 Note - Optional Concealed On/Off Switch (**CS**) Available (**\$0**) - Please Specify.
 See pages 30-47 for actuators & accessories.
 For parts & accessories, see page 60.



Indicates products that have EPD documentation available and meet LEED v4.

COMPLETE DOOR CLOSERS

PRICE LIST


CLOSER SERIES		STANDARD POWDER COAT FINISHES	PLATED FINISHES			S H E E P I N G	
SERIES NUMBER	ARM TYPE	AL (689) DKBRZ (695) BRASS (696) LTBRZ (691) STAT (690) BLACK (693)	US26D	US 3 US 4 US 10	US 11 US 15 US 26		



4810 Series - Surface Mount

4811.....	STD	\$1,972	\$2,284	\$2,390	19
-----------	-----	----------------	---------	---------	----

Add for; Custom Powder Finish (RAL___)* (\$35), Brite Metallic (MTLPC)* (\$60)
For parts & accessories, see page 60.



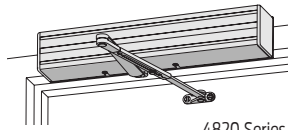
4810 Series



4820 Series - Surface Mount

4822.....	REG	\$1,880	\$2,316	\$2,461	19
4822.....	LONG	1,900	2,340	2,484	19

Add for; Custom Powder Finish (RAL___)* (\$35), Brite Metallic (MTLPC)* (\$60)
Closer price includes 4820-18 plate for regular mount or 4820-18G (please specify) plate for flush mount application.
For parts & accessories, see page 61.



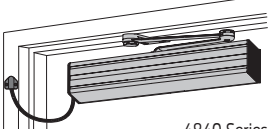
4820 Series



4840 Series - Surface Mount

4841.....	EDA	\$1,920	\$2,342	\$2,490	20
4841.....	CUSH	1,950	2,369	2,515	20
4841.....	SCUSH	2,000	2,421	2,566	20

Add for; Custom Powder Finish (RAL___)* (\$35), Brite Metallic (MTLPC)* (\$60)
See pages 24-25 for control boxes and compressors. Also, see pages 30-47 for actuators, tubing, & accessories.
For parts & accessories, see page 61.

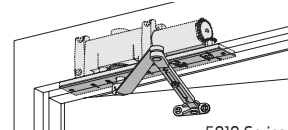


4840 Series
Shown w/4840-459 Door Loop (LCN)

5010 Series - Concealed (Requires Handing)

5011-5016.....	REG	\$557	\$924	\$1,064	12
5011-5016.....	H	587	953	1,093	13

Add for; Delay Action (DEL) (\$40), TORX Fasteners (TORX) (\$15), Special Rust Inhibitor (SRI) (\$40), Custom Powder Finish (RAL___)* (\$35), Brite Metallic (MTLPC)* (\$60)
For parts & accessories, see page 61.

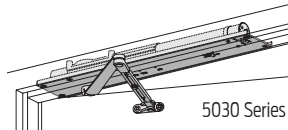


5010 Series

5030 Series - Concealed (Requires Handing)

5031, 5033-5036.....	REG	\$936	\$1,406	\$1,576	14
5031, 5033-5036.....	H	966	1,435	1,605	14

Add for; TORX Fasteners (TORX) (\$15), Special Rust Inhibitor (SRI) (\$36), Custom Powder Finish (RAL___)* (\$35), Brite Metallic (MTLPC)* (\$60)
For parts & accessories, see page 61.

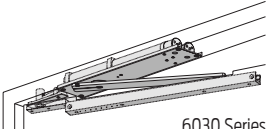


5030 Series

6030 Series - Concealed/Double Acting

6031-6035.....	BUMPER	\$1,204	\$1,570	\$1,795	17
6031-6035.....	H BUMPER	1,224	1,590	1,815	17

Add for; TORX Fasteners (TORX) (\$15), Special Rust Inhibitor (SRI) (\$40), Custom Powder Finish (RAL___)* (\$35), Brite Metallic (MTLPC)* (\$60)
For parts & accessories, see page 62.



6030 Series
Shown w/ 7253 Pivot (Ives)

COMPLETE DOOR CLOSERS

PRICE LIST

CLOSER SERIES		STANDARD POWDER COAT FINISHES	PLATED FINISHES		S H E E T P R I N T	
SERIES NUMBER	ARM TYPE	ANCLR ANDKB	N/A	N/A		



9130 Series - Surface Mount

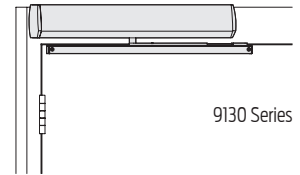
9131.....STD (Pull) **\$3,462**

27" cover (MC) is standard - Optional 'Full Cover' (FC) (36") available (please specify)

Add for Full Cover (FC) (\$90)
See pages 30-47 for actuators & accessories.
For parts & accessories, see page 62.

Plated finish not available
ANCLR or ANDKB

38



9140 Series - Surface Mount

9142.....REG (Push) **\$3,407**
9142.....LONG (Push) **3,412**

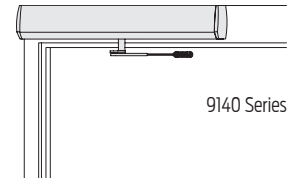
27" cover (MC) is standard - Optional 'Full Cover' (FC) (36") available (please specify)

Add for Full Cover (FC) (\$90)
See pages 30-47 for actuators & accessories.
For parts & accessories, see page 62.

Plated finish not available
ANCLR or ANDKB
ANCLR or ANDKB

38

38



9150 Series - Surface Mount

9153.....REG2 (Push) **\$6,771**
9153.....LONG2 (Push) **6,781**

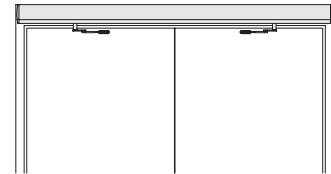
72" cover (MC) is standard. Additional lengths are not available.

See pages 30-47 for actuators & accessories.
For parts & accessories, see page 62.

Plated finish not available
ANCLR or ANDKB
ANCLR or ANDKB


85

85



COMPLETE DOOR CLOSERS

PRICE LIST

CLOSER SERIES		STANDARD POWDER COAT FINISHES	PLATED FINISHES		S H E E T P I N C H E T	
SERIES NUMBER	ARM TYPE	ANCLR ANDKB	N/A	N/A		



9530 Series - Surface Mount (Requires Handing)

9531.....STD (Pull) **\$4,425**

Header lengths available 33" to 48" (please specify).

Angle Brackets (**HL/B**) are standard, End Dress Plates (**HL/D**) are optional (please specify).

STD arm has 2 3/4" spindle center.

Add for; Double Door Header (49" to 98" – please specify) (**DD**) (**\$220**)

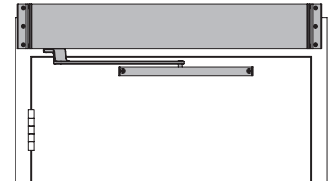
See pages 30-47 for actuators & accessories.

For parts & accessories, see page 62.

Plated finish not available

ANCLR or ANDKB

78



9530 Series



9540 Series - Surface Mount (Requires Handing)

9542REG (Push) **\$4,340**

9542LONG (Long Push) **4,345**

Header lengths available 33" to 48" (please specify).

Angle Brackets (**HL/B**) are standard, End Dress Plates (**HL/D**) are optional (please specify).

REG or LONG arm has 2 3/4" spindle center.

Optional 12 1/4" spindle available (requires minimum 43" header).

Add for; Double Door Header (49" to 98" – please specify) (**DD**) (**\$220**)

See pages 30-47 for actuators & accessories.

For parts & accessories, see page 63.

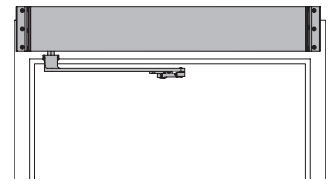
Plated finish not available

ANCLR or ANDKB

78

ANCLR or ANDKB

78



9540 Series



9550 Series - Surface Mount (DE Requires Handing) Plated finish not available

9553.....REG2 (Push Pair) **\$7,370**

9553.....LONG2 (Long Push Pair) **7,380**

9553.....STD2 (Pull Pair) **7,540**

9553.....REG/STD (Double Egress) **7,455**

Header lengths available 52" to 98" (please specify) on operators with REG or LONG (push) arms.

Header lengths available 60" to 98" (please specify) on operators with STD (pull) arms.

Header lengths available 60" to 98" (please specify) on operators with REG/STD (double egress) arms.

Angle Brackets (**HL/B**) are standard, End Dress Plates (**HL/D**) are optional (please specify).

REG, LONG, STD or REG/STD has 2 3/4" spindle center.

Optional 12 1/4" spindle available (requires minimum 71" header).

See pages 30-47 for actuators & accessories.

For parts & accessories, see page 63.

ANCLR or ANDKB

155

ANCLR or ANDKB

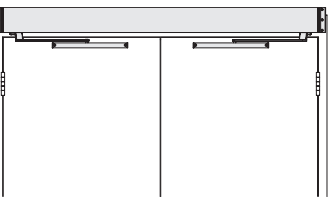
155

ANCLR or ANDKB

155

ANCLR or ANDKB

155



9550 Series



9560 Series - Surface Mount (DE Requires Handing) Plated finish not available

9563REG2 (Push Pair) **\$8,735**

9563LONG2 (Long Push Pair) **8,745**

9563STD2 (Pull Pair) **8,905**

9563REG/STD (Double Egress) **8,820**

Header lengths available 65" to 98" (please specify) on operators with REG or LONG (push) arms.

Header lengths available 65" to 98" (please specify) on operators with STD (pull) arms.

Header lengths available 65" to 98" (please specify) on operators with REG/STD (double egress) arms.

Angle Brackets (**HL/B**) are standard, End Dress Plates (**HL/D**) are optional (please specify).

REG, LONG, STD or REG/STD has 2 3/4" spindle center.

Optional 12 1/4" spindle available (requires minimum 84" header).

See pages 30-47 for actuators & accessories.

For parts & accessories, see page 63.

ANCLR or ANDKB

155

ANCLR or ANDKB

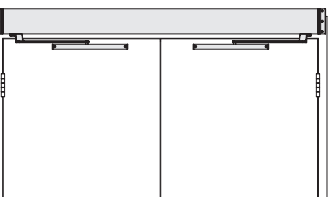
155

ANCLR or ANDKB

155

ANCLR or ANDKB


155



9560 Series

SEM SERIES MAGNETS

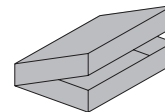
PRICE LIST

SPECIALTY PRODUCTS	STANDARD POWDER COAT FINISHES	S H E E T P I E C E S	
PRODUCT NUMBER	DESCRIPTION	AL (689) DKBRZ (695)	

SEM7800 Series Magnet Extension Kits

SEM7810-517..... SEM Extension Kit (55 pcs) **\$925** 8

Note - Extension Kit includes 1/2" extensions (10), 3/4" extensions (10), 1" extensions (10), 2" extensions (5) & ball pivot/connector links (20 ea). Individual extensions & ball pivot/connector links are available, please see page 50 in this price book for part number and list price.



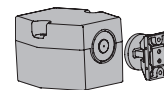
SEM7810



SEM7800 Series Magnets

SEM7820..... Floor Mount Magnet (Single Side) **\$632** 5

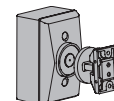
Low Profile Armature, Metal Housing,
Tri Voltage (12v/24v/120v) w/ 35lbs. holding force.



SEM7820

SEM7830..... Wall Mount Magnet **358** 4

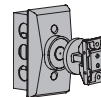
Low Profile Armature, Metal Housing,
Tri Voltage (12v/24v/120v) w/ 35lbs. holding force.



SEM7830

SEM7840..... Recessed Wall Mount Magnet **358** 4

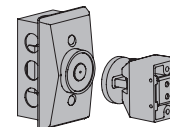
Low Profile Armature, Metal Housing,
Tri Voltage (12v/24v/120v) w/ 35lbs. holding force.



SEM7840

SEM7850..... Recessed Wall Mount Magnet **358** 4


Standard Profile Armature, Metal Housing,
Tri Voltage (12v/24v/120v) w/ 35lbs. holding force.
For parts & accessories, see page 50.



SEM7850

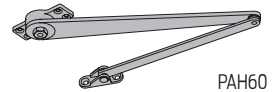
PAH60, PAINT AND FASTENERS

PRICE LIST

SPECIALTY PRODUCTS		STANDARD POWDER COAT FINISHES	PLATED FINISHES			S H E E T P I N G	
PRODUCT NUMBER	DESCRIPTION	AL (689) DKBRZ (695) BRASS (696) LTBRZ (691) STAT (690) BLACK (693)	US26D	US 3 US 4 US 10	US 11 US 15 US 26		

Parallel Arm Holder

PAH60 (Handed) Door Holder **\$126** \$330 \$385 3



Force Gauge

ADA/FG Force Gauge **\$55** 1/2



LCN Spray Paint - Available in single cans or cases of 6 (same color) cans

Can Spray Paint **\$26** Per can 1
 Case Spray Paint **120** Per case (6 cans, same color) 4

Fasteners - Individual & Sets

SRT (1 ea.) SRT Screw (1 ea.) **\$1**

SRT (Set of 4 ea.) SRT Screw (4 ea.) **3**

MS (1 ea.) Machine Screw (1 ea.) **1** 3 5
 MS (Set of 4 ea.) Machine Screw (4 ea.) **3** 10 13
 WS (1 ea.) Wood Screw (1 ea.) **1**
 WS (Set of 4 ea.) Wood Screw (4 ea.) **3**
 TORX (1 ea.) TORX Screw (1 ea.) **2** 6 9
 TORX (Set of 4 ea.) TORX Screw (4 ea.) **5** 13 17
 TB 1 3/4" (1 ea.) Thru Bolt, Female **2** 6 9
 TB 1 3/8" (1 ea.) Thru Bolt, Female **2** 6 9
 TB 1 5/8" (1 ea.) Thru Bolt, Female **2** 6 9
 TB 1 3/4" (Set of 4 ea.) Thru Bolt, Female (4 ea.) **5** 21 25
 TB 1 3/8" (Set of 4 ea.) Thru Bolt, Female (4 ea.) **5** 21 25
 TB 1 5/8" (Set of 4 ea.) Thru Bolt, Female (4 ea.) **5** 21 25
 TB/MS (1 ea.) TB(1) & MS(1) **2** 7 9

TB/MS (Set of 4 ea.) TB(4) & MS(4) **6** 23 33

Self reaming & tapping screw.
Size required. 1 ea.

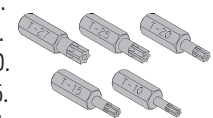
Self reaming & tapping screw.
Size required. 4 ea.

Machine screw. Size required. 1 ea.
Machine screw. Size required. 4 ea.
Wood screw. Size required. 1 ea.
Wood screw. Size required. 4 ea.
TORX machine screw. Size required. 1 ea.
TORX machine screw. Size required. 4 ea.
Through bolt. 1 3/4" length.
Through bolt. 1 3/8" length
Through bolt. 1 5/8" length
Through bolt. Set of 4 ea. Size required
Through bolt. Set of 4 ea. Size required.
Through bolt. Set of 4 ea. Size required.
TB & MS. Set of 1 ea.
Size and Series required.
TB & MS. Set of 4 ea.

Torx (Security) Driver Bits

T-10 TORX Bit Torx Bit, T-10 **\$13**
 T-15 TORX Bit Torx Bit, T-15 **13**
 T-20 TORX Bit Torx Bit, T-20 **13**
 T-25 TORX Bit Torx Bit, T-25 **13**
 T-27 TORX Bit Torx Bit, T-27 **13**

TORX driver bit, size T-10.
TORX driver bit, size T-15.
TORX driver bit, size T-20.
TORX driver bit, size T-25.
TORX driver bit, size T-27.



Adjustment Wrenches

T1157 Hold Open Wrench **\$4**

Hold Open Adjustment Wrench

Green Hex Wrenches - NOW AVAILABLE!


One end has 3/32" hex for regulation valve adjustment and cover attachment. The other end has 5/32" hex for spring power adjustment.

Great for training seminars.

GHW1 Green Hex Wrench **\$8 Each**
 GHW12 Green Hex Wrench **\$80 / Pack of 12**
 GHW100 Green Hex Wrench **\$550 / Pack of 100**

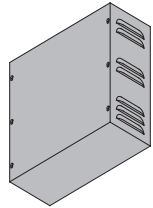
Green Hex Wrench. 1 Each.
Green Hex Wrench. Pack of 12
Green Hex Wrench. Pack of 100

CONTROL BOXES PRICE LIST

CONTROL BOXES & COMPRESSORS	PRODUCT DESCRIPTION	LIST PRICE	S H I P P I N G	
PRODUCT NUMBER				

7980 Series Control Boxes

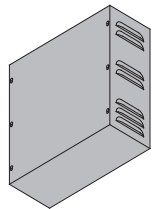
7981.....	Control Box, Pnuematic, Internal Compressor. Self-contained control box/compressor combination for single door application. Includes -3960 Compressor Assembly.	\$2,875	27
7981ES.....	Control Box, Pnuematic, Electric Strike (ES) Relay, Internal Compressor. Self-contained control box/compressor combination for single door application. Includes -3960 Compressor Assembly, -3390A Relay.	3,345	27
7982.....	Control Box, Pnuematic, Internal Compressor Self-contained control box/compressor combination for either independent or simultaneous operation of two (2) door leaves. Includes -3960 Compressor Assembly.	4,070	34
7982S.....	Control Box, Pnuematic, Sequential (S) Feature, Internal Compressor. Self-contained control box/compressor combination for independent, simultaneous or sequential operation of two (2) door leaves. Includes -3960 Compressor Assembly, -3426 Sequencer Card.	4,420	34
7982ES.....	Control Box, Pnuematic, Electric Strike (ES) Relays, Internal Compressor. Self-contained control box/compressor combination for independent or simultaneous operation of two (2) door leaves. Includes -3960 Compressor Assembly, -3390A & -3390B Relays.	4,890	34
7982SES.....	Control Box, Pnuematic, Sequential (S) Feature, Electric Strike (ES) Relays, Internal Compressor. Self-contained control box/compressor combination for independent, simultaneous or sequential operation of two (2) door leaves. Includes -3960 Compressor Assembly, -3390A & -3390B Relays, -3426 Sequencer Card.	5,200	34



7980 Series Control Box
(15" x 15" x 6")

7900 Series Control Boxes

7901.....	Control Box, Pnuematic Single door application or independent control of single door in multiple door systems. Two door leaves can be operated, if activated simultaneously. Requires a separate 900 Series compressor.	\$1,970	14
7901ES.....	Control Box, Pnuematic Electric Strike (ES) Relay. Single door application or independent control of single door in multiple door systems. Two door leaves can be operated, if activated simultaneously. Includes -3390A Relay. Requires a separate 900 Series compressor.	2,440	14
7902.....	Control Box, Pnuematic Independent operation of two (2) door leaves or simultaneous and/or sequential operation of four (4) door leaves. Requires a separate 900 Series compressor.	2,700	15
7902S.....	Control Box, Pnuematic, Sequential (S) Feature Independent operation of two (2) door leaves or simultaneous operation and/or sequential operation of four (4) door leaves. Includes -3426 Sequencer Card. Requires a separate 900 Series compressor.	3,045	15
7902ES.....	Control Box, Pnuematic, Electric Strike (ES) Relays Independent operation of two (2) door leaves or simultaneous of four (4) door leaves. Includes -3390A & -3390B Relays. Requires a separate 900 Series compressor.	3,530	15
7902SES.....	Control Box, Pnuematic, Sequential (S), Electric Strike (ES) Relays Independent operation of two (2) door leaves or simultaneous and/or sequential operation of four (4) door leaves. Includes -3390A & -3390B Relays, -3426 Sequencer Card. Requires a separate 900 Series compressor.	3,865	15




7900 Series Control Box
(15" x 15" x 6")

Note - Locate a 7980 Series Control Box within 50 linear tubing feet of the door. Locate a 7900 Series Control Box within 100 linear tubing feet of the door. Use -925 Pnuematic Tubing to connect operator and control box. 7900 Series Control Boxes require a separate air source, LCN 900 Series Compressors are recommended. For parts & accessories, see pages 28-29.

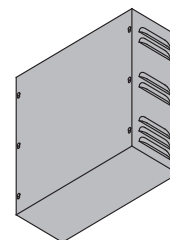
CONTROL BOXES AND COMPRESSORS

PRICE LIST

CONTROL BOXES & COMPRESSORS			S H I P P I N G	
PRODUCT NUMBER	PRODUCT DESCRIPTION	LIST PRICE		

7940 Series Control Boxes - (Requires LCN 900 series compressor)

7949	Control Box, Pneumatic, Auxiliary 'Blow-Open' Control box works with or without 7901/7902 Series Control Box and one or two pneumatic Auto Equalizers. Controlled by the smoke evacuation system, the 7949 Series Control Box will open the door(s) to allow fresh air into building.	\$1,642	14
7949ES	Control Box, Pneumatic, Auxiliary 'Blow-Open', Electric Strike (ES) Relay. Auxiliary 'blow-open' control box works with or without 7901ES/7902ES Series Control Box and one or two pneumatic Auto Equalizers. Controlled by the smoke evacuation system, the 7949 Series Control Box will unlock and open the door(s) to allow fresh air into building.	2,040	14



7940 Series Control Box
(15" x 15" x 6")

Note - A 'blow-open' system requires a separate air source. A 'blow-open' system that includes an automatic or power operator function also requires a separate air source and is limited to the operation of two (2) door leaves. In both cases, the LCN 900 Series Compressors are recommended. 7940 Series Control Boxes should be installed within 100 linear tubing feet of the automatic operator(s).
For parts & accessories, see pages 28-29.

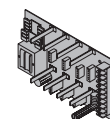
CONTROL BOX COMPONENTS PRICE LIST



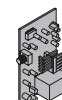
CONTROL BOXES & COMPRESSORS		LIST PRICE	PRODUCT DESCRIPTION
PRODUCT NUMBER	DESCRIPTION		

Control Box Components

293G	Muffler	\$25	Exhaust muffler for 7901, 7902, 7981, or 7982 Series Control Boxes.
319	Fitting, "T"	3	"T" fitting to connect 925 pneumatic tubing.
320	Fitting, "Inline"	3	"Inline" fitting to connect 925 pneumatic tubing.
329	Air Filter Assembly	63	Replacement inlet air filter for the 7981 or 7982 Series Control Boxes.
329G	Air Filter Assembly	205	Replacement inlet air filter for the 7901 or 7902 Series Control Boxes. Includes -929 Air Filter Assembly.
390	Relay	205	Single pole, double throw (SPDT) relay only for the 7901, 7902, 7981, & 7982 Series Control Boxes.
390C	Relay	218	Double pole, double throw (DPDT) relay only for the 7949 series 'blow open' Series Control Box.
900	Power Supply, 10T	470	Main power supply/input board for the 7901, 7902, 7981, & 7982 Series Control Boxes. Ten (10) terminals.
903	Timer Module	208	0-30 second timer module for 7901, 7902, 7981, & 7982 Series Control Box. Plugs into the -900 Power Supply Board.
925	Pneumatic Tubing	2.00/ft	Flexible pneumatic tubing with an 1/8" inner diameter & 1/4" outer diameter. Specify number of linear feet required when ordering.
929	Filter & Seal	27	Internal filter & seal component to the 329G Air Filter Assembly.
941	Valve Assembly	707	Regulator valve assembly for the 7901 series control box.
941C	Valve Assembly	707	Regulator valve assembly for the 7949 series control box.
942	Valve Assembly	1,365	Regulator valve assembly for the 7902 series control box.
962	Isolator	22	Rubber isolator for 7981 or 7982 compressor (-3960) assembly.



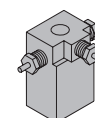
900



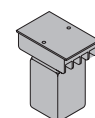
903

Control Box Components

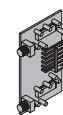
3299A	Solenoid Assembly Valve 'A'	400	Air valve assembly for the 7981 Series Control Box or the 'A' circuit valve assembly in the 7982 Series Control Box.
3299B	Solenoid Assembly Valve 'B'	433	Air valve assembly for the 'B' circuit in the 7982 Series Control Box.
3328	Copper Coupler	23	Converts pneumatic tubing connection to copper.
3390A	'A' Relay Package	472	Electric strike (ES) relay for 7901 and 7982 Series Control Boxes or the 'A' circuit ES relay assembly used in the 7902 and 7982 Series Control Boxes. Can be added to a standard control box to convert to ES operation. Includes -390 Relay, relay base and wire harness. The 3390A is included when either a 7901ES, 7902ES, 7981ES or 7982ES is ordered.
3390B	'B' Relay Package	472	Electric strike (ES) relay for 'B' circuit in either the 7902 or 7982 Series Control Boxes. Can be added to a standard control box to convert to ES operation. Includes -390 Relay, relay base and wire harness. The 3390B is included when either a 7902ES or 7982ES is ordered.
3390C	'C' Relay Package	472	Electric strike (ES) relay assembly for the 7949 series 'blow-open' control box. Includes -390C Relay, relay base and wire harness. The 3390C is included when a 7949ES is ordered.
3426	Sequencer Card	316	Dual, 0-30 second timer module for 7902 or 7982 Series Control Box. Can be added to a standard 7902 or 7982 Series Control Box to convert box to sequential operation. -3426 Sequencer card is included when either a 7902S or 7982S Series Control Box is ordered.
3592	Compressor Service Kit	67	Service kit for air pressure adjustment in the either the 7981 or 7982 Series Control Box.
3960	Compressor Assembly	1,775	Internal air pump assembly for the 7981 or 7982 Series Control Box. -3960 Compressor Assembly includes starter capacitor, -962 Isolators and -329 Air Filter Assembly.



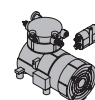
3299A



3390A



3426



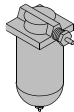
3960

Control Box Components

**August
2017**



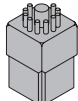
293G



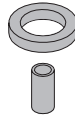
329G



329



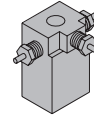
390



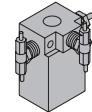
929



962



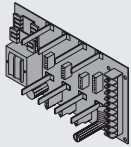
3299A



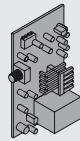
3299B



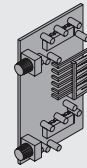
3390A



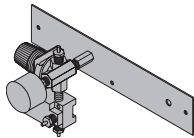
900



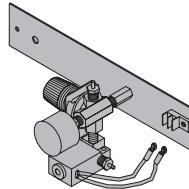
903



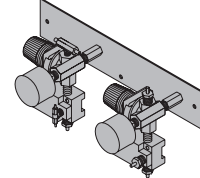
3426



941



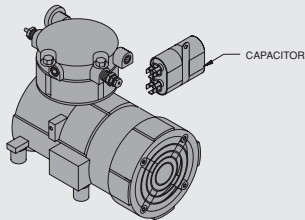
941C



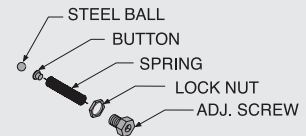
942



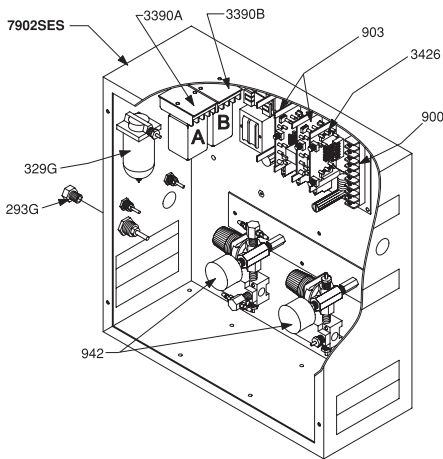
925



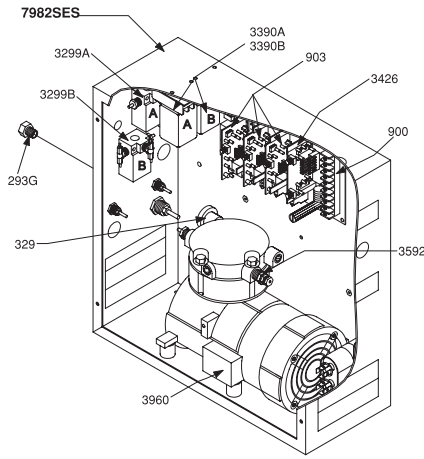
3960



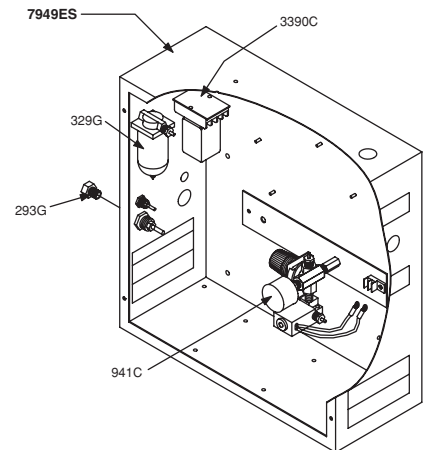
3592



7902SES



7982SES



7949ES

Actuator/Sensor Quick Find PRICE LIST

ACTUATOR/SENSOR QUICK FIND GUIDE		LIST PRICE	PRODUCT DESCRIPTION	
PRODUCT NUMBER	ITEM PAGE(S)			
8310-800	40	\$22	Ring, Weather, 4½" Round	
8310-801	40	22	Ring, Weather, 4½" x 4½"	
8310-802	40	22	Ring, Weather, 6" Round	
8310-804-1	42	1,176	Sensor, Door Mount, Safety	
8310-804-2	42	1,598	Sensor, Door Mount, Safety	
8310-805	44	52	Switch, Door Position	
8310-805C	44	52	Switch, Door Position	
8310-806K	48	196	Switch, Key	
8310-806R	48	196	Switch, Rocker	
8310-807	48	196	Filter, Line	
8310-813	34	862	Actuator, Wall Mount, 4¾" x 4¾"	
8310-818	32	162	Actuator, Jamb Mount, Logo, 1½" x 4¾"	
8310-818T	32	162	Actuator, Jamb Mount, Logo, Text, 1½" x 4¾"	
8310-819F	40	36	Box Only, Jamb Mount, Flush Mount, 1½" x 4¾"	
8310-819S	40	36	Box Only, Jamb Mount, Surface Mount, 1½" x 4¾"	
8310-824	44	76	Transformer	
8310-824P	44	76	Transformer	
8310-836T	36	920	Actuator, Full Length, Logo, Text, 36" x 6"	
8310-836TW	36	1,046	Actuator, Full Length, Logo, Text, Wireless, 36" x 6"	
8310-844	46	184	Transmitter Kit, Wall Mount, 9v	
8310-844J	46	184	Transmitter Kit, Jamb Mount, 3v	
8310-845	48	300	Relay and Door Sequencer	
8310-846	44	26	Harness, Header Mount	
8310-847	44	106	Harness, Door Mount	
8310-852	36	249	Actuator, Wall Mount, Logo, 6" Round	
8310-852T	36	249	Actuator, Wall Mount, Logo, Text, 6" Round	
8310-852TWP	36	647	Actuator, Wall Mount, Logo, Text, Wireless, Package, 6" Round	
8310-852WP	36	647	Actuator, Wall Mount, Logo, Wireless, Package, 6" Round	
8310-853	34	237	Actuator, Wall Mount, Logo, 4¾" x 4¾"	
8310-853T	34	237	Actuator, Wall Mount, Logo, Text, 4¾" x 4¾"	
8310-853TWP	34	647	Actuator, Wall Mount, Logo, Text, Wireless, Package, 4¾" x 4¾"	
8310-853WP	34	647	Actuator, Wall Mount, Logo, Wireless, Package, 4¾" x 4¾"	
8310-854	42	733	Sensor, Header Mount, Activation	
8310-854ECA	44	190	Bracket, Drop Ceiling	
8310-854ERA	44	129	Cover, Protective	
8310-855	34	378	Actuator, Wall Mount, Logo, Dual Vestibule	
8310-856	32	188	Actuator, Wall Mount, Logo	
8310-856T	32	188	Actuator, Wall Mount, Logo, Text	
8310-859	44	162	Remote, Handheld	
8310-861	46	184	Transmitter, Handheld, 1 Channel	
8310-862	46	184	Transmitter, Handheld, 2 Channel	
8310-863	46	184	Transmitter, Handheld, 3 Channel	
8310-864	46	184	Transmitter, Handheld, 4 Channel	
8310-865	32, 34, 36, 46	193	Receiver	
8310-866	46	848	Post, Bollard, Accommodates Bollard Actuator, 42" x 4" x 6"	
8310-866FLA	46	848	Post, Bollard, Accommodates Full Length Actuator, 42" x 4" x 6"	
8310-866CAP	46	139	Cap	

Actuator/Sensor Quick Find PRICE LIST

ACTUATOR/SENSOR QUICK FIND GUIDE		LIST PRICE	PRODUCT DESCRIPTION	
PRODUCT NUMBER	ITEM PAGE(S)			

8310-867F	40	\$155	Box, Flush Mount, 4¾" x 4¾"
8310-867S	40	155	Box, Surface Mount, 4¾" x 4¾"
8310-868F	40	140	Box, Flush Mount, 4½" Round
8310-868S	40	140	Box, Surface Mount, 4½" Round
8310-869F	40	150	Box, Flush Mount, 6" Round
8310-869S	40	150	Box, Surface Mount, 6" Round
8310-874	40	346	Escutcheon, 4½" Round
8310-876	40	346	Escutcheon, 6" Round
8310-877	42	1,400	Sensor, Header Mount, Safety
8310-877S	44	151	Spacer, Header Mount
8310-887	48	21	Cable Assembly, Retrofit
8310-3134	48	314	Cable Kit, Retrofit
8310-3803	44	535	Conversion Kit, Wireless, Jamb Mount
8310-3809	44	535	Conversion Kit, Wireless, Wall Mount
8310-3818TWF	32	362	Actuator, Jamb Mount, Logo, Text, Wireless, Flush, 1½" x 4¾"
8310-3818TWS	32	362	Actuator, Jamb Mount, Logo, Text, Wireless, Surface, 1½" x 4¾"
8310-3818WF	32	362	Actuator, Jamb Mount, Logo, Wireless, Flush, 1½" x 4¾"
8310-3818WS	32	362	Actuator, Jamb Mount, Logo, Wireless, Surface, 1½" x 4¾"
8310-3822T	38	375	Actuator Package, Logo, Text, 1½" x 4¾"
8310-3822TW	38	734	Actuator Package, Logo, Text, Wireless, 1½" x 4¾"
8310-3836T	46	1,680	Full Length Actuator / Bollard Package
8310-3836TW	46	1,844	Full Length Actuator / Bollard Package, Wireless
8310-3852TWF	36	574	Actuator, Wall Mount, Logo, Text, Wireless, Flush, 6" Round
8310-3852TWS	36	574	Actuator, Wall Mount, Logo, Text, Wireless, Surface, 6" Round
8310-3852WF	36	574	Actuator, Wall Mount, Logo, Wireless, Flush, 6" Round
8310-3852WS	36	574	Actuator, Wall Mount, Logo, Wireless, Surface, 6" Round
8310-3853TWB	46	400	Actuator, Bollard, Logo, Text, Wireless, 4¾" x 4¾"
8310-3853TWF	36	569	Actuator, Wall Mount, Logo, Text, Flush, 4¾" x 4¾"
8310-3853TWS	36	569	Actuator, Wall Mount, Logo, Text, Surface, 4¾" x 4¾"
8310-3853WB	46	400	Actuator, Bollard, Logo, Wireless, 4¾" x 4¾"
8310-3853WF	36	569	Actuator, Wall Mount, Logo, Wireless, Flush, 4¾" x 4¾"
8310-3853WS	36	569	Actuator, Wall Mount, Logo, Wireless, Surface, 4¾" x 4¾"
8310-3855WF	36	877	Actuator, Wall Mount, Logo, Wireless, Flush, Dual Vestibule, 4¾" x 4¾"
8310-3855WS	36	877	Actuator, Wall Mount, Logo, Wireless, Surface, Dual Vestibule, 4¾" x 4¾"
8310-3856TWF	32	506	Actuator, Wall Mount, Logo, Text, Wireless, Flush, 4½" Round
8310-3856TWS	32	506	Actuator, Wall Mount, Logo, Text, Wireless, Surface, 4½" Round
8310-3856WF	32	506	Actuator, Wall Mount, Logo, Wireless, Flush, 4½" Round
8310-3856WS	32	506	Actuator, Wall Mount, Logo, Wireless, Surface, 4½" Round
8310-3857T	38	747	Actuator Package, Logo, Text, 4¾" x 4¾"
8310-3857TW	38	1,321	Actuator Package, Logo, Text, Wireless, 4¾" x 4¾"
8310-3860T	38	623	Actuator Package, Logo, Text, 4½" Round
8310-3860TW	38	1,198	Actuator Package, Logo, Text, Wireless, 4½" Round
8310-3881	42	6,003	Sensor Package
8310-3881L	42	4,431	Sensor Package
8310-3882	42	9,086	Sensor Package
8310-3882L	42	6,050	Sensor Package
8310-3883	42	1,589	Sensor Package
8310-3888	44	34	Harness, Safety Module
8310-3889	44	478	Safety Module Kit
8310-3891	42	7,748	Sensor Package
8310-3892	42	9,423	Sensor Package

ACTUATORS & ACCESSORIES

PRICE LIST

ACTUATORS & ACCESSORIES		LIST PRICE	PRODUCT DESCRIPTION	
PRODUCT NUMBER	DESCRIPTION			

8310 Series Actuators - Jamb Mount - 1-1/2" x 4-3/4" Rectangle - Interior Installation Only

8310-818	Actuator, Jamb Mount	\$162	Actuator, 1-1/2" x 4-3/4" Rectangle, Logo
8310-818T	Actuator, Jamb Mount	162	Actuator, 1-1/2" x 4-3/4" Rectangle, Logo, Text
8310-3818WF	Actuator, Jamb Mount	362	Actuator, 1-1/2" x 4-3/4" Rectangle, Logo, Wireless, Flush Mount Includes 8310-818 Actuator, 8310-844J Transmitter Kit, 8310-819F Flush Box. Requires 8310-865 Receiver.
8310-3818WS	Actuator, Jamb Mount	362	Actuator, 1-1/2" x 4-3/4" Rectangle, Logo, Wireless, Surface Mount Includes 8310-818 Actuator, 8310-844J Transmitter Kit, 8310-819S Surface Box. Requires 8310-865 Receiver.
8310-3818TWF	Actuator, Jamb Mount	362	Actuator, 1-1/2" x 4-3/4" Rectangle, Logo, Text, Wireless, Flush Mount Includes 8310-818T Actuator, 8310-844J Transmitter Kit, 8310-819F Flush Box. Requires 8310-865 Receiver.
8310-3818TWS	Actuator, Jamb Mount	362	Actuator, 1-1/2" x 4-3/4" Rectangle, Logo, Text, Wireless, Surface Mount Includes 8310-818T Actuator, 8310-844J Transmitter Kit, 8310-819S Surface Box. Requires 8310-865 Receiver.
8310-865	Receiver	193	Receiver, Wireless, 1 Channel, Sequencing Feature Used in conjunction w/ Wireless Actuators & Transmitters



8310-818



8310-818T

8310 Series Actuators - Wall Mount - 4-1/2" Round

8310-856	Actuator, Wall Mount	\$188	Actuator, 4-1/2" Round, Logo
8310-856T	Actuator, Wall Mount	188	Actuator, 4-1/2" Round, Logo, Text
8310-3856WF	Actuator, Wall Mount	506	Actuator, 4-1/2" Round, Logo, Wireless, Flush Mount. Includes 8310-856 Actuator, 8310-844 Transmitter Kit, 8310-868F Flush Box, 8310-800 Weather Ring. Requires 8310-865 Receiver.
8310-3856WS	Actuator, Wall Mount	506	Actuator, 4-1/2" Round, Logo, Wireless, Surface Mount Includes 8310-856 Actuator, 8310-844 Transmitter Kit, 8310-868S Surface Box, 8310-800 Weather Ring. Requires 8310-865 Receiver.
8310-3856TWF	Actuator, Wall Mount	506	Actuator, 4-1/2" Round, Logo, Text, Wireless, Flush Mount Includes 8310-856T Actuator, 8310-844 Transmitter Kit, 8310-868F Flush Box, 8310-800 Weather Ring. Requires 8310-865 Receiver.
8310-3856TWS	Actuator, Wall Mount	506	Actuator, 4-1/2" Round, Logo, Text, Wireless, Surface Mount Includes 8310-856T Actuator, 8310-844 Transmitter Kit, 8310-868S Surface Box, 8310-800 Weather Ring. Requires 8310-865 Receiver.
8310-865	Receiver	193	Receiver, Wireless, 1 Channel, Sequencing Feature Used in conjunction w/ Wireless Actuators & Transmitters





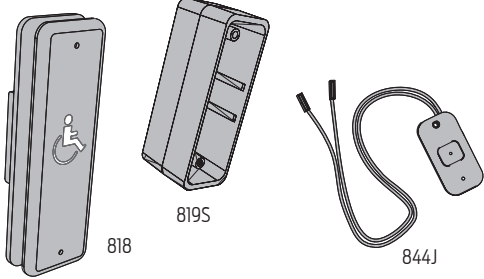


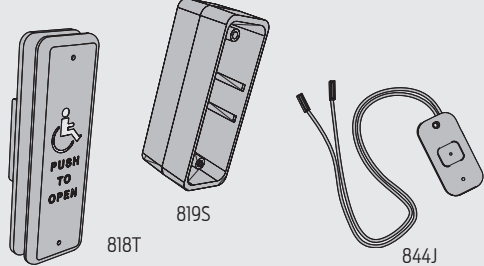

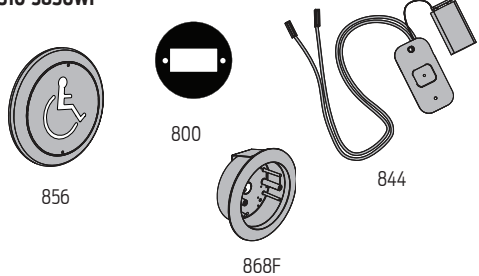
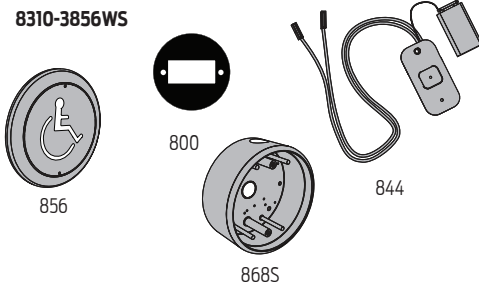

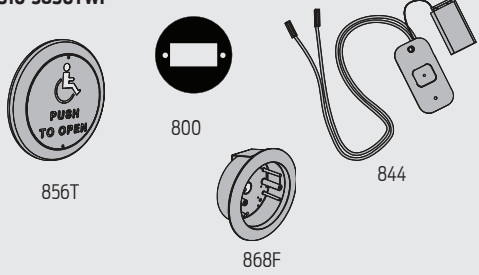
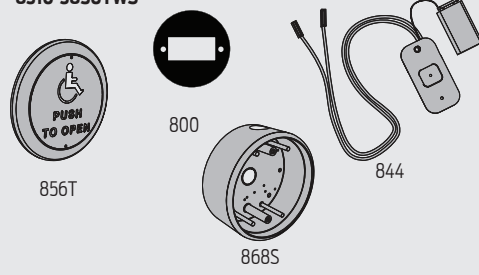
8310-856



8310-856T

8310 Series Actuators



<p>8310-818</p> 	<p>8310-3818WF</p>  <p>818</p>	<p>8310-3818WS</p>  <p>818</p>
<p>8310-818T</p> 	<p>8310-3818TWF</p>  <p>818T</p>	<p>8310-3818TWS</p>  <p>818T</p>
<p>8310-856</p> 	<p>8310-3856WF</p>  <p>856</p>	<p>8310-3856WS</p>  <p>856</p>
<p>8310-856T</p> 	<p>8310-3856TWF</p>  <p>856T</p>	<p>8310-3856TWS</p>  <p>856T</p>

ACTUATORS & ACCESSORIES

PRICE LIST

ACTUATORS & ACCESSORIES		LIST PRICE	PRODUCT DESCRIPTION	
PRODUCT NUMBER	DESCRIPTION			

8310 Series Actuators - Wall Mount - 4-3/4" Square

8310-853	Actuator, Wall Mount	\$237	Actuator, 4-3/4" Square, Logo	
8310-853T	Actuator, Wall Mount	237	Actuator, 4-3/4" Square, Logo, Text	
8310-853WP	Actuator, Wall Mount	647	Actuator, 4-3/4" Square, Logo, Wireless, Surface Mount Easy mount, 'all in one', low profile, surface mount, wireless actuator. Requires 8310-865 Receiver	8310-853
8310-853TWP	Actuator, Wall Mount	647	Actuator, 4-3/4" Square, Logo, Text, Wireless, Surface Mount Easy mount, 'all in one', low profile, surface mount, wireless actuator. Requires 8310-865 Receiver	
8310-3853WF	Actuator, Wall Mount	569	Actuator, 4-3/4" Square, Logo, Wireless, Flush Mount Includes 8310-853, 8310-844 Transmitter Kit, 8310-867F Flush Box, 8310-801 Weather Ring. Requires 8310-865 Receiver	
8310-3853WS	Actuator, Wall Mount	569	Actuator, 4-3/4" Square, Logo, Wireless, Surface Mount Includes 8310-853, 8310-844 Transmitter Kit, 8310-867S Surface Box, 8310-801 Weather Ring. Requires 8310-865 Receiver	8310-853T
8310-3853TWF	Actuator, Wall Mount	569	Actuator, 4-3/4" Square, Logo, Text, Wireless, Flush Mount Includes 8310-853T, 8310-844 Transmitter Kit, 8310-867F Flush Box, 8310-801 Weather Ring. Requires 8310-865 Receiver	
8310-3853TWS	Actuator, Wall Mount	569	Actuator, 4-3/4" Square, Logo, Text, Wireless, Surface Mount Includes 8310-853T, 8310-844 Transmitter Kit, 8310-867S Surface Box, 8310-801 Weather Ring. Requires 8310-865 Receiver	
8310-865	Receiver	193	Receiver, Wireless, 1 Channel, Sequencing Feature Used in conjunction w/ Wireless Actuators & Transmitters	8310-855

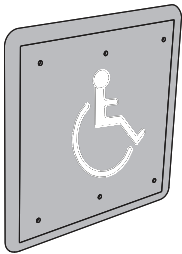
8310 Series Actuators - Wall Mount - 4-3/4" Square

8310-813	Actuator, Wall Mount	\$862	Actuator, 4-3/4" Square, Touchless, Wall Mount 'K' Band Technology 'Hands Free' operation, system is activated by movement near actuator face. Mounts in 4" x 4" electrical box - Includes black plexiglass cover
8310-855	Actuator, Wall Mount	378	Actuator, 4-3/4" Square, Logo, Dual Vestibule
8310-3855WF	Actuator, Wall Mount	877	Actuator, 4-3/4" Square, Logo, Dual Vestibule, Wireless, Flush Mount Includes 8310-855 Actuator, 8310-844 Transmitter (2), 8310-867F Flush Box, 8310-801 Weather Ring. Requires 8310-865 Receiver (2)
8310-3855WS	Actuator, Wall Mount	877	Actuator, 4-3/4" Square, Logo, Dual Vestibule, Wireless, Surface Mount Includes 8310-855 Actuator, 8310-844 Transmitter (2), 8310-867S Surface Box, 8310-801 Weather Ring. Requires 8310-865 Receiver (2)
8310-865	Receiver	193	Receiver, Wireless, 1 Channel, Sequencing Feature Used in conjunction w/ Wireless Actuators & Transmitters

8310 Series Actuators



8310-853



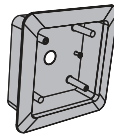
8310-3853WF



853



801



867F




844

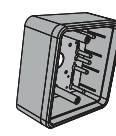
8310-3853WS



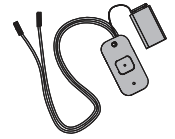
853



801

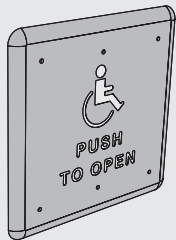


867S



844


8310-853T



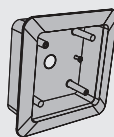
8310-3853TWF



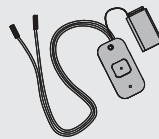
853T



801



867F




844

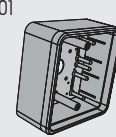
8310-3853TWS



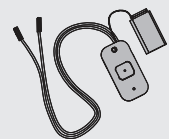
853T



801



867S

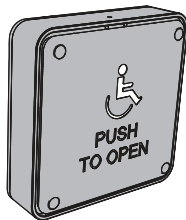


844

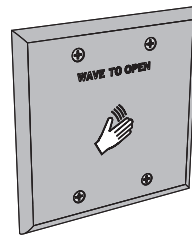
8310-853WP



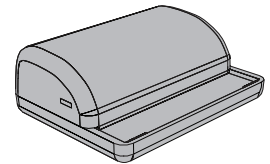
8310-853TWP



8310-813



8310-865




8310-855



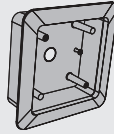
8310-3855WF



855



801



867F



844

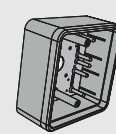
8310-3855WS



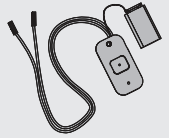
855



801



867S







844

ACTUATORS & ACCESSORIES


PRICE LIST

ACTUATORS & ACCESSORIES		LIST PRICE	PRODUCT DESCRIPTION	
PRODUCT NUMBER	DESCRIPTION			

8310 Series Actuators - Wall Mount - 6" Round

8310-852	Actuator, Wall Mount	\$249	Actuator, 6" Round, Logo	 8310-852
8310-852T	Actuator, Wall Mount	249	Actuator, 6" Round, Logo, Text	
8310-852WP	Actuator, Wall Mount	647	Actuator, 6" Round, Logo, Wireless, Surface Mount Easy mount, 'all in one', low profile, surface mount, wireless actuator. Requires 8310-865 Receiver.	
8310-852TWP	Actuator, Wall Mount	647	Actuator, 6" Round, Logo, Text, Wireless, Surface Mount Easy mount, 'all in one', low profile, surface mount, wireless actuator. Requires 8310-865 Receiver.	 8310-852T
8310-3852WF	Actuator, Wall Mount	574	Actuator, 6" Round, Logo, Wireless, Flush Mount Includes 8310-852 Actuator, 8310-844 Transmitter Kit, 8310-869F Flush Box, 8310-802 Weather Ring. Requires 8310-865 Receiver.	
8310-3852WS	Actuator, Wall Mount	574	Actuator, 6" Round, Logo, Wireless, Surface Mount Includes 8310-852 Actuator, 8310-844 Transmitter Kit, 8310-869S Surface Box, 8310-802 Weather Ring. Requires 8310-865 Receiver.	 8310-852WP
8310-3852TWF	Actuator, Wall Mount	574	Actuator, 6" Round, Logo, Text, Wireless, Flush Mount Includes 8310-852T Actuator, 8310-844 Transmitter Kit, 8310-869F Flush Box, 8310-802 Weather Ring. Requires 8310-865 Receiver.	
8310-3852TWS	Actuator, Wall Mount	574	Actuator, 6" Round, Logo, Text, Wireless, Surface Mount Includes 8310-852T Actuator, 8310-844 Transmitter Kit, 8310-869S Surface Box, 8310-802 Weather Ring. Requires 8310-865 Receiver.	 8310-852TWP
8310-865	Receiver	193	Receiver, Wireless, 1 Channel, Sequencing Feature Used in conjunction w/ Wireless Actuators & Transmitters	

8310 Series Actuators - Specialty

8310-836T	Actuator, Full Length	920	Actuator, 36" x 6" Full Length, Logo, Text	 836T
8310-836TW	Actuator, Full Length	1,046	Actuator, 36" x 6" Full Length, Logo, Text, Wireless Includes 8310-844J. Requires 8310-865. Easy Mount, All-In-One, Low Profile Surface Mount, Wireless Actuator.	

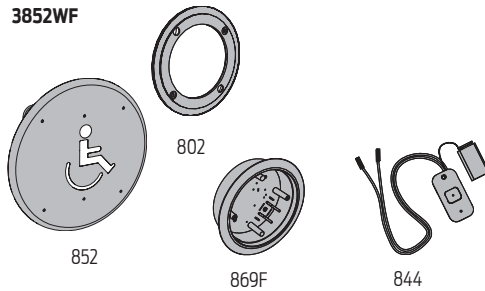
8310 Series Actuators



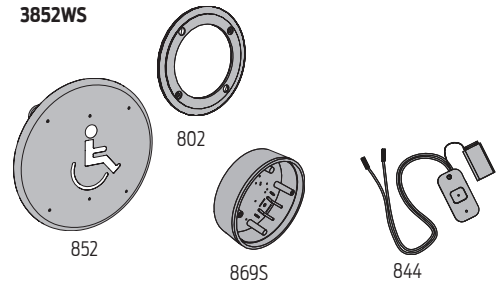
8310-852



3852WF



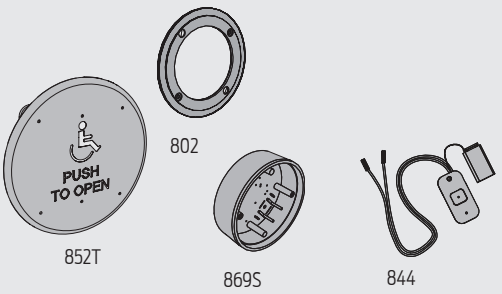
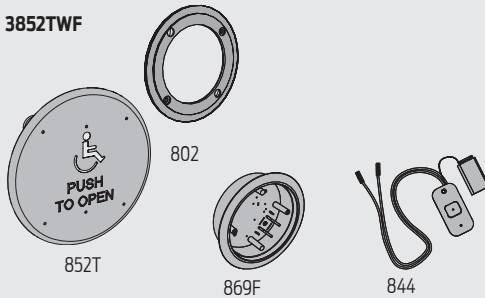
3852WS



8310-852T



3852TWF



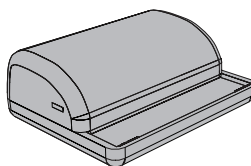
8310-852WP



8310-852TWP



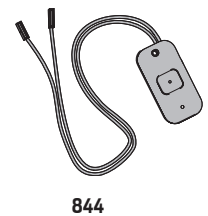
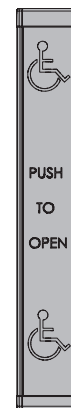
8310-865



8310-836T



8310-836TW



ACTUATORS & ACCESSORIES

PRICE LIST

ACTUATORS & ACCESSORIES		LIST PRICE	PRODUCT DESCRIPTION
PRODUCT NUMBER	DESCRIPTION		



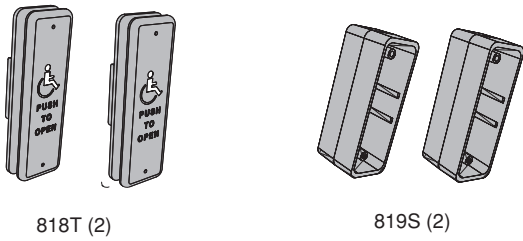
8310 Series Actuators - Wall Mount - 4-3/4" Square

8310-3822T	Actuator Package	\$375	Actuator Package, 1-1/2" x 4-3/4", Jamb Mount Includes 8310-818T (2) Jamb Mount Actuator, (2) 8310-819S Surface Mount Box. Recommended for interior use only.
8310-3822TW	Actuator Package	734	Actuator Package, 1-1/2" x 4-3/4", Wireless, Jamb Mount Includes 8310-818T (2) Jamb Mount Actuator, 8310-819S (2) Surface Mount Box, 8310-844J (2) Jamb Mount Transmitter, 8310-865 Receiver. Recommended for interior use only.
8310-3860T	Actuator Package	623	Actuator Package, 4-1/2" Round, Wall Mount. Includes 8310-856T (2) Wall Mount Actuator, 8310-868S (2) Surface Mount Box
8310-3860TW	Actuator Package	1,198	Actuator Package, 4-1/2" Round, Wireless, Wall Mount Includes 8310-856T (2) Wall Mount Actuator, 8310-868S (2) Surface Mount Box, 8310-800 (2) Weather Ring, 8310-844 (2) Transmitter, 8310-865 Receiver
8310-3857T	Actuator Package	747	Actuator Package, 4-3/4" Square, Wall Mount. Includes 8310-853T (2) Wall Mount Actuator, 8310-867S (2) Surface Mount Box
8310-3857TW	Actuator Package	1,321	Actuator Package, 4-3/4" Square, Wall Mount. Includes 8310-853T (2) Wall Mount Actuator, 8310-867S (2) Surface Mount Box, 8310-801 (2) Weather Ring, 8310-844 (2) Transmitter, 8310-865 Receiver

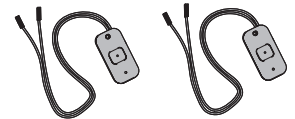
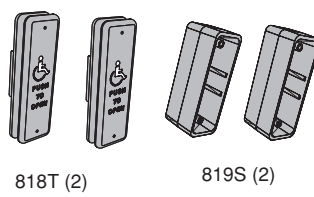
8310 Series Actuator Packages



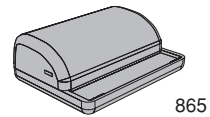
8310-3822T



8310-3822TW

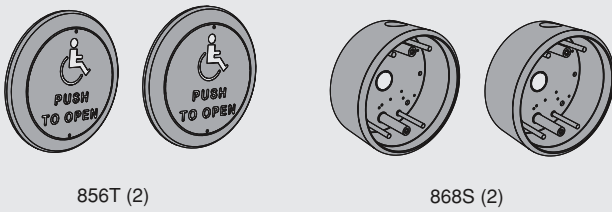


844J (2)

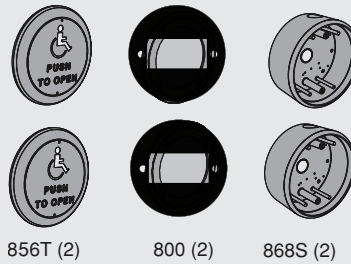


865

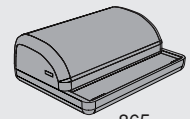
8310-3860T



8310-3860TW

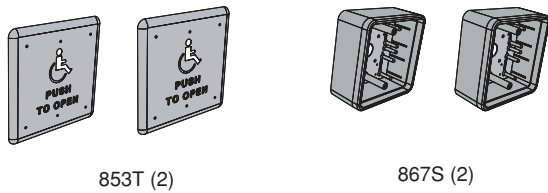


844 (2)




865

8310-3857T



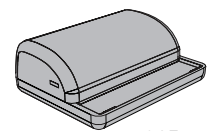
8310-3857TW



801 (2)



844 (2)



865

ACTUATORS & ACCESSORIES

PRICE LIST

ACTUATORS & ACCESSORIES		LIST PRICE	PRODUCT DESCRIPTION	
PRODUCT NUMBER	DESCRIPTION			

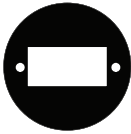
8310 Series Actuator Accessories

8310-800	Ring, Weather	\$22	Weather Ring, 4-1/2" Round Optional accessory. Can be used w/ any 4-1/2" round actuator		
8310-801	Ring, Weather	22	Weather Ring, 4-1/2" Square Optional accessory. Can be used w/ any 4-1/2" square actuator		 8310-800
8310-802	Ring, Weather	22	Weather Ring, 6" Round Optional accessory. Can be used w/ any 6" round actuator		
8310-819F	Box Only, Jamb Mount	36	Jamb Box Only, 1-1/2" x 4-3/4" Rectangle, Flush Mount Optional accessory. Should be used on an interior installation Can be used w/ any 1-1/2" x 4-3/4" jamb mount actuator		 8310-819S
8310-819S	Box Only, Jamb Mount	36	Jamb Box Only, 1-1/2" x 4-3/4", Rectangle, Surface Mount Optional accessory. Should be used on an interior installation only. Can be used w/ any 1-1/2" x 4-3/4" jamb mount actuator		
8310-867F	Box, Flush Mount	155	Box Only, 4-3/4" Square, Flush Mount Optional accessory. Can be used w/ any 4-3/4" square actuator		 8310-867S
8310-867S	Box, Surface Mount	155	Box Only, 4-3/4" Square, Surface Mount Optional accessory. Can be used w/ any 4-3/4" square actuator		
8310-868F	Box, Flush Mount	140	Box Only, 4-1/2" Round, Flush Mount Optional accessory. Can be used w/ any 4-1/2" round actuator		 8310-868S
8310-868S	Box, Surface Mount	140	Box Only, 4-1/2" Round, Surface Mount Optional accessory. Can be used w/ any 4-1/2" round actuator		
8310-869F	Box, Flush Mount	150	Box Only, 6" Round, Flush Mount Optional accessory. Can be used w/ any 6" round actuator		 8310-869S
8310-869S	Box, Surface Mount	150	Box Only, 6" Round, Surface Mount Optional accessory. Can be used w/ any 6" round actuator		
8310-874	Escutcheon	346	Escutcheon, 4-1/2" Round, Decorative, Protective Optional accessory. Can be used w/ any 4-1/2" round actuator		
8310-876	Escutcheon	346	Escutcheon, 6" Round, Decorative, Protective Optional accessory. Can be used w/ any 6" round actuator		

8310 Series Actuator Accessories

August
2017

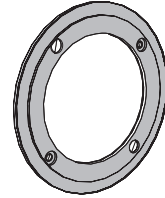
8310-800



8310-801



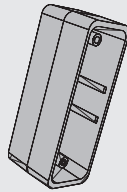
8310-802



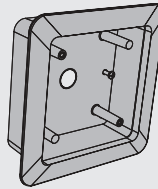
8310-819F



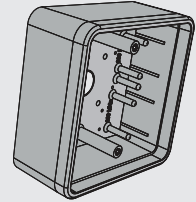
8310-819S



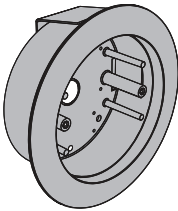
8310-867F



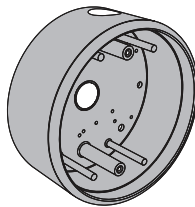
8310-867S



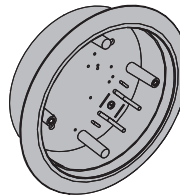
8310-868F



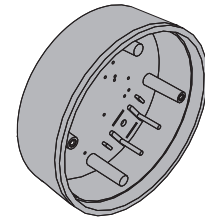
8310-868S



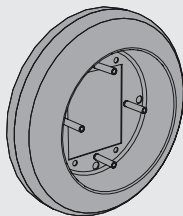
8310-869F



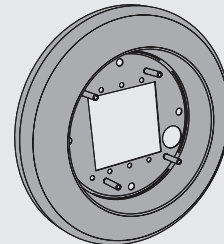
8310-869S



8310-874



8310-876



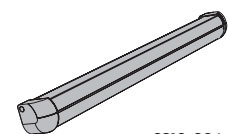
ACTUATORS & ACCESSORIES

PRICE LIST

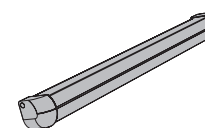
ACTUATORS & ACCESSORIES		LIST PRICE	PRODUCT DESCRIPTION	
PRODUCT NUMBER	DESCRIPTION			

8310 Series Activation/Safety Sensors

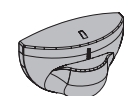
8310-804-1	Sensor, Door Mount, Safety	\$1,176	Door Mount Safety Sensor, Sensor with one element Used to sense obstruction(s) on leading edge of
8310-804-2	Sensor, Door Mount, Safety	1,598	Door Mount Safety Sensor, Sensor with two elements Used to sense obstruction(s) on full face of door
8310-854	Sensor, Header Mount, Activation	733	Header Mount Activation Sensor, 'K' Band Technology
8310-877	Sensor, Header Mount, Safety	1,400	Header Mount Safety Sensor, 'Diffused Infrared' Technology Provides 'safety function' during door open & door closed position. Nine selectable/programmable patterns. Optional 8310-859 Handheld Remote Control can be used to program 8310-877 Sensor from a distance. Includes 8310-846 Harness.



8310-804-1



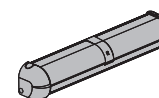
8310-804-2



8310-854

8310 Series Activation/Safety Sensor Packages

8310-3881L	Sensor Package	\$4,431	Activation/Safety Sensor Package, Single Door, Basic Pack Includes 8310-854 (2) Header Mount Activation Sensor, 8310-877 Header Mount Safety Sensor, 8310-877S Header Mount Spacer, 8310-804-2 Door Mount Safety Sensor, 8310-847 Harness
8310-3881	Sensor Package	6,003	Activation/Safety Sensor Package, Single Door, Complete Pack Includes 8310-854 (2) Header Mount Activation Sensor, 8310-877 Header Mount Safety Sensor, 8310-877S Header Mount Spacer, 8310-847 Harness, 8310-804-2 (2) Door Mount SafetySensor
8310-3882L	Sensor Package	6,050	Activation/Safety Sensor Package, Double Door, Basic Pack Includes 8310-854 (2) Header Mount Activation Sensor, 8310-877 Header Mount Safety Sensor, 8310-877S Header Mount Spacer, 8310-847 (2) Harness, 8310-804-2 (2) Door Mount Safety Sensor
8310-3882	Sensor Package	9,086	Activation/Safety Sensor Package, Double Door, Complete Pack Includes 8310-854 (2) Header Mount Sensor, 8310-877 Header Mount Sensor, 8310-877S Header Mount Spacer, 8310-847 (2) Harness, 8310-804-2 (4) Door Mount Safety Sensor
8310-3883	Sensor Package	1,589	Activation/Safety Sensor Package, Low Energy Convenience, Single Door. Includes 8310-804-1 Door Mount Safety Sensor, 8310-805C Door Position Switch (Concealed), 8310-845 Programmable Relay Module
8310-3891	Sensor Package	7,748	Activation/Safety Sensor Package, Health Care I, Simultaneous Pair Includes 8310-877 Header Mount Sensor, 8310-877S Header Mount Spacer, 8310-804-2 (4) Door Mount Sensor, 8310-847 (2) Harness.
8310-3892	Sensor Package	9,423	Activation/Safety Sensor Package, Health Care II, Independent Pair Includes 8310-877 (2) Header Mount Sensor, 8310-877S (2) Header Mount Spacer, 8310-804-2 (4) Door Mount Sensor, 8310-847 (2) Harness

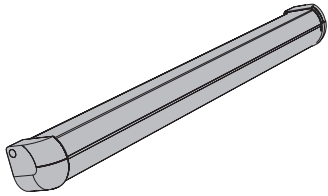


8310-877

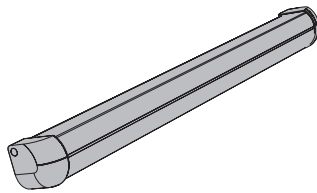
8310 Series Activation/Safety Sensor Packages



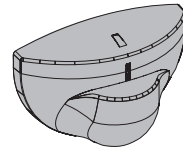
8310-804-1



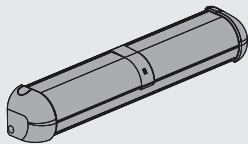
8310-804-2




8310-854



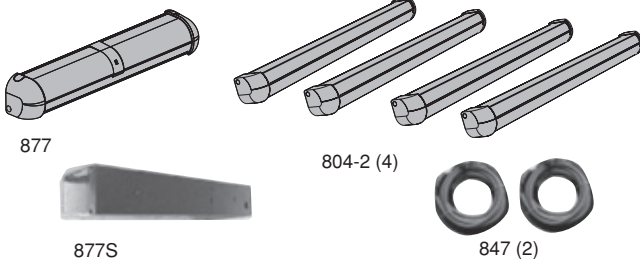
8310-877



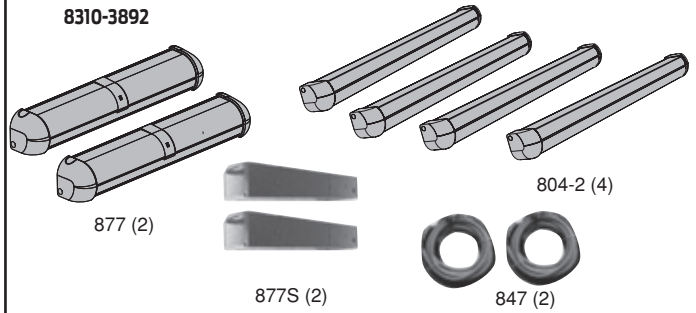
8310-3883



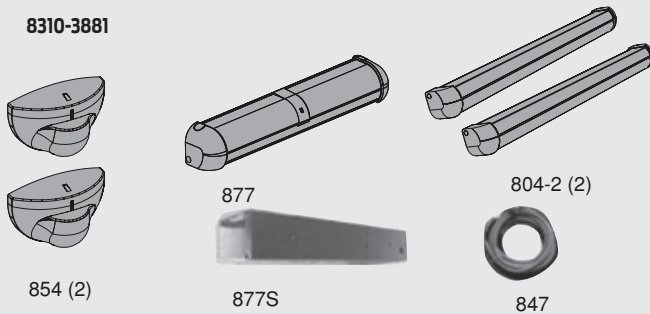
8310-3891



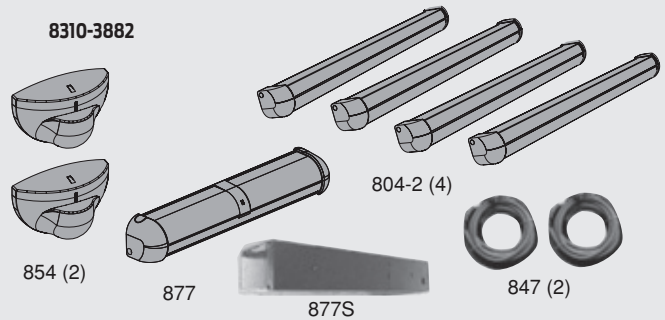
8310-3892



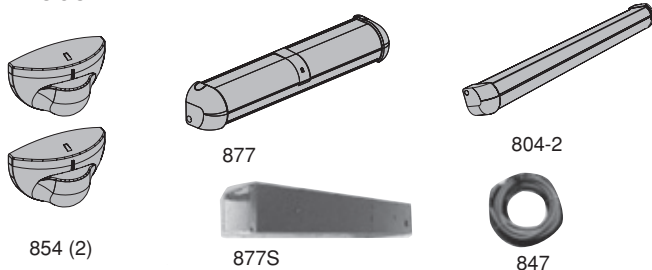
8310-3881



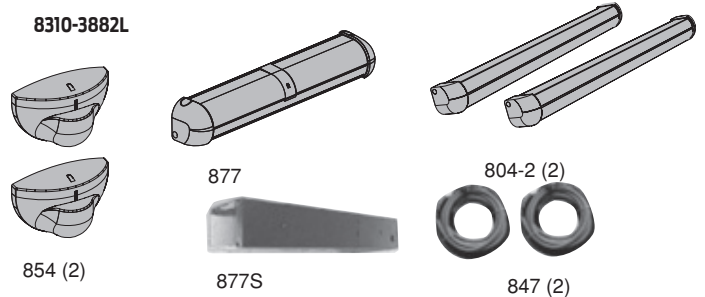
8310-3882



8310-3881L



8310-3882L



ACTUATORS & ACCESSORIES

PRICE LIST

ACTUATORS & ACCESSORIES		LIST PRICE	PRODUCT DESCRIPTION	
PRODUCT NUMBER	DESCRIPTION			

8310 Series Activation/Safety Sensor Accessories

8310-805	Switch, Door Position	\$52	Switch, Door Position, Surface Mount. Used when 8310-804-1 Surface Mount or 8310-804-2 Door Mounted Safety Sensor is installed in conjunction w/ either a 4630 or 4640 Series Automatic Operator. Disables approach side sensor when door is closed	 8310-824
8310-805C	Switch, Door Position	52	Switch, Door Position, Concealed. Used when 8310-804-1 Concealed or 8310-804-2 Door Mounted Safety Sensor is installed in conjunction w/ either a 4630 or 4640 Series Automatic Operator. Disables approach side sensor when door is closed	 8310-859
8310-824	Transformer	76	Transformer, 24v, Hardwired. Optional accessory - Used to remotely power any 24v sensor/receiver	 8310-854ECA
8310-824P	Transformer	76	Transformer, 24v, Plug In. Optional accessory - Used to remotely power any 24v sensor/receiver	 8310-854ERA
8310-846	Harness, Header Mount	26	Harness, Header Mount. Used w/ 8310-877 Header Mount Safety Sensor	 8310-854ECA
8310-847	Harness, Door Mount	106	Harness, Door Mount. Used w/ 8310-804-1 or 8310-804-2 Door Mount Safety Sensor	 8310-854ERA
8310-854ECA	Bracket, Drop Ceiling	190	Bracket, Drop Ceiling. Optional bracket used w/ 8310-854 Header Mount Activation Sensor	 8310-854ERA
8310-854ERA	Cover, Protective	129	Cover, Protective Optional cover used w/ 8310-854 Header Mount Activation Sensor	 8310-854ERA
8310-859	Remote, Handheld	162	Remote Control, Handheld. Optional handheld remote that can be used to program 8310-877 Header Mount Safety Sensor or 8310-854 Header Mount Motion Sensor	 8310-854ERA
8310-877S	Spacer, Header Mount	151	Header Mount Safety Sensor Spacer. Required when 8310-804-1 or 8310-804-2 Door Mount Safety Sensors	
8310-3803	Conversion Kit, Wireless, Jamb Mount	535	Wireless Conversion Kit, Jamb Mount, 3v Converts standard jamb actuator to wireless version Requires 8310-819 Jamb Box - Includes 8310-865 Receiver, 8310-844J (2) Jamb Mounted Transmitter Kit	
8310-3809	Conversion Kit, Wireless, Wall Mount	535	Wireless Conversion Kit, Wall Mount, 9v Converts standard wall mount actuator to wireless version. Requires Surface Box & Weather Ring - Includes 8310-865 Receiver, 8310-844 (2) Wall Mount Transmitter Kit	
8310-3888	Harness, Safety Module	34	Harness, Safety Module, Service Part. Safety Module Harness included in 8310-3889 Safety Module & Kit	
8310-3889	Safety Module Kit	478	Safety Module & Kit Used w/ 7901, 7902, 7981, 7982 Control Boxes. Includes 8310-3888 Safety Module Harness, 8310-845 Time Delay Relay. Required when 8310-877 Header Mount Safety Sensor is used w/ Pneumatic Automatic Operators (2610, 4810, 4820 or 4840 Series)	

8310 Series Activation/Safety Sensor Packages



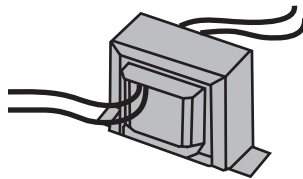
8310-805



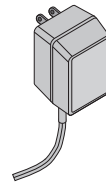
8310-805C



8310-824



8310-824P



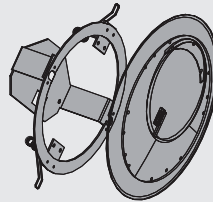
8310-846



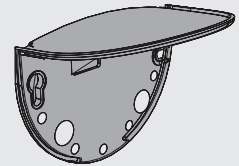
8310-847




8310-854ECA



8310-854ERA



8310-859



8310-8775



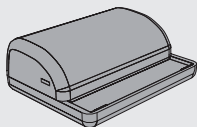
8310-3888



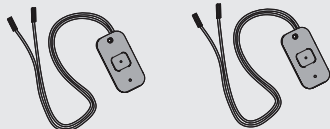
8310-3889



8310-3803

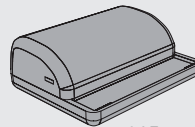


865

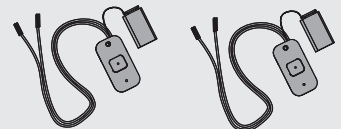


844J (2)

8310-3809



865



844 (2)

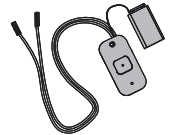
ACTUATORS & ACCESSORIES

PRICE LIST

ACTUATORS & ACCESSORIES		LIST PRICE	PRODUCT DESCRIPTION	
PRODUCT NUMBER	DESCRIPTION			

8310 Series Actuators, Sensors & Accessories

8310-844	Transmitter Kit, Wall Mount	\$184	Transmitter, Wireless, 1 Channel, Wall Mount, 9v Used to convert standard wall mount actuator to wireless. Requires 8310-865 Receiver
8310-844J	Transmitter Kit, Jamb Mount	184	Transmitter, Wireless, 1 Channel, Jamb Mount, 3v Used to convert standard jamb mount actuator to wireless. Requires 8310-865 Receiver
8310-861	Transmitter, Handheld	184	Transmitter, Wireless, 1 Channel, Handheld, 9v Requires 8310-865 Receiver
8310-862	Transmitter, Handheld	184	Transmitter, Wireless, 2 Channel, Handheld, 9v Requires at least one 8310-865 Receiver
8310-863	Transmitter, Handheld	184	Transmitter, Wireless, 3 Channel, Handheld, 9v Requires at least one 8310-865 Receiver
8310-864	Transmitter, Handheld	184	Transmitter, Wireless, 4 Channel, Handheld, 9v Requires at least one 8310-865 Receiver
8310-865	Receiver	193	Receiver, Wireless, 1 Channel, Sequencing Feature Used in conjunction w/ Wireless Actuators & Transmitters



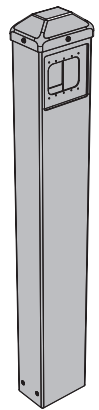
8310-844



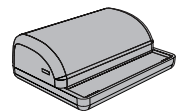
8310-861

8310 Series Actuators, Sensors & Accessories

8310-866	Post, Bollard	\$848	42" x 4" x 6" Bollard Post, Mounting Base, Actuator Cut-Out Requires 8310-3853WB Bollard Actuator or 8310-3853TWB Bollard Actuator. Can be used w/ 8310-853 Wall Mount Actuator, 8310-853T Wall Mount Actuator or 8310-855 Wall Mount Actuator. Includes 8310-866CAP. Available in AL or DKBRZ (please specify).
8310-866FLA	Post, Bollard	848	42" x 4" x 6" Bollard Post, Mounting Base, Full Length Actuator Only Requires 8310-836T Full Length Actuator or 8310-836TW Full Length Actuator. Includes 8310-866CAP. Available in AL or DKBRZ (please specify).
8310-866CAP	Cap	139	Plastic Cap, Protective Cover, Service Part. Formed plastic cap for 8310-866 Bollard Post
8310-3853WB	Actuator, Bollard	400	4-3/4" Square w/ Logo, Wireless. For use w/ 8310 866 Bollard Post. Includes 8310-853 Actuator, 8310-844 Transmitter Kit. Requires 8310-865 Receiver.
8310-3853TWB	Actuator, Bollard	400	4-3/4" Square w/ Logo, Text, Wireless. For use w/ 8310-866 Bollard Post. Includes 8310-853T Actuator, 8310-844 Transmitter Kit. Requires 8310-865 Receiver.
8310-836T	Actuator, Full Length	1,680	Actuator, 36" x 6" Full Length, Logo, Text Bollard Post Available In AL or DKBRZ (Please Specify). Includes 8310-866FLA Bollard Post and 8310-836T Full Length Actuator.
8310-836TW	Actuator, Full Length	1,844	Actuator, 36" x 6" Full Length, Logo, Text, Wireless Includes 8310-844J. Requires 8310-865 Bollard Post Available In AL or DKBRZ (Please Specify). Includes 8310-866FLA Bollard Post, 8310-836T Full Length Actuator and 8310-844 Wireless Transmitter Kit.
8310-865	Receiver	193	Receiver, Wireless, 1 Channel, Sequencing Feature Used in conjunction w/ Wireless Actuators & Transmitters



8310-866

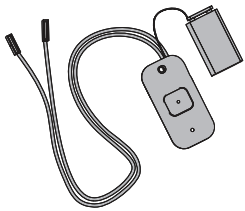


8310-865

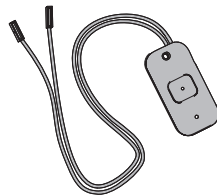
8310 Series Actuators, Sensors & Accessories



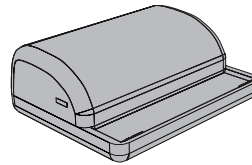
8310-844



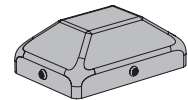
8310-844J



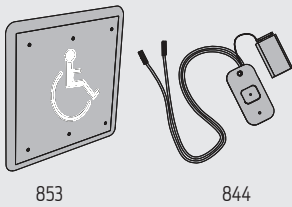
8310-865



8310-866CAP



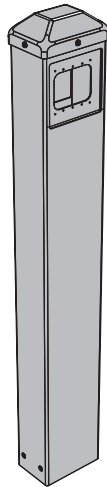
8310-3853WB



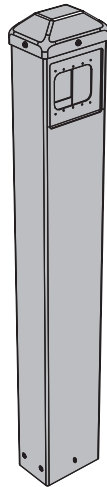
853

844

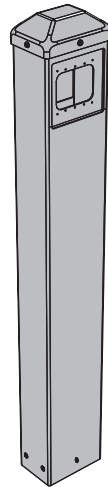
8310-866



8310-866FLA



8310-3836T

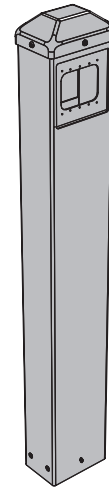


866FLA



836T

8310-3836TW



866FLA

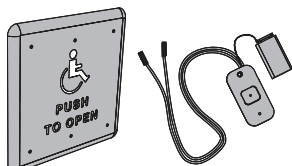


844



836TW

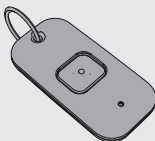
8310-3853TWB



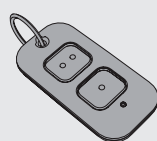
853T

844

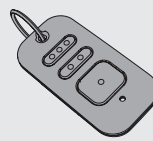
8310-861



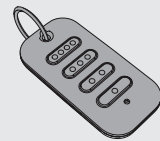
8310-862



8310-863



8310-864



ACTUATORS & ACCESSORIES

PRICE LIST

ACTUATORS & ACCESSORIES		LIST PRICE	PRODUCT DESCRIPTION
PRODUCT NUMBER	DESCRIPTION		



8310 Series Accessories

8310-806K	Switch, Key	\$196	Switch, Key Type, 3 Position (On/Off/Hold-Open) Optional switch used w/ Senior Swing, Benchmark, or 4630/4640 Operators with (CS) option
8310-806R	Switch, Rocker	196	Switch, Rocker Type, 3 Position (On/Off/Hold-Open) Optional switch w/ Senior Swing or Benchmark Operators.
8310-807	Filter, Line	196	Line Filter, AC, 120v. Optional filter used w/ Senior Operators to reduce 'line noise'.
8310-845	Relay and Door Sequencer	300	Programmable Relay and Door Sequencer Used to coordinate electric locking Programmable device release for Senior Swing, also functions as door sequencer. Operator manufactured prior to 9/06. Also, is a component to the 8310-8337 Low Energy Convenience Package
8310-887	Cable Assembly, Retrofit	21	Retrofit Cable Allows newer style Senior Swing digital control to be activated by existing switches when replacing older control purchased prior to September 2006.
8310-3134	Cable Kit, Retrofit	314	Retrofit Cable Kit Allows newer style Senior Swing digital control to be activated by existing switches when replacing older control purchased prior to September 2006. Also includes cables to allow Safety Sensors to activate. Includes 8310-887 plus Safety Sensor Cables.

8310 Series Accessories



8310-806K



8310-806R



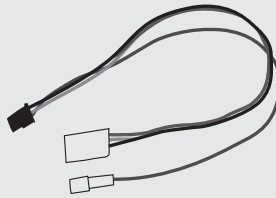
8310-807



8310-845



8310-887



8310-3134



PARTS & ACCESSORIES

PRICE LIST

PARTS & ACCESSORIES	STANDARD POWDER COAT FINISHES	PLATED FINISHES		PARTS & ACCESSORIES	STANDARD POWDER COAT FINISHES	PLATED FINISHES		
	AL (689) DKBRZ (695) BRASS (696) LTBRZ (691) STAT (690) BLACK (693)				AL (689) DKBRZ (695) BRASS (696) LTBRZ (691) STAT (690) BLACK (693)	US26D	US 3 US 4 US 10	US 11 US 15 US 26

SEM7800 Series

SEM7810-E050..... Extension 1/2"	20.00
SEM7810-E075..... Extension 3/4"	26.00
SEM7810-E100..... Extension 1"	29.00
SEM7810-E200..... Extension 2"	35.00
SEM7810-E400..... Extension 4"	38.00
SEM7810-514..... Ball Pivot/Connection Link	29.00
SEM7820-515..... Fastener Kit	59.00
SEM7820-72..... Standard Cover & Base	445.00
SEM7820-825..... Door Armature	118.00
SEM7820-516..... Magnet Core Assembly	162.00
SEM7830-515..... Fastener Kit	22.00
SEM7830-72..... Standard Cover	89.00
SEM7830-268..... Surface Mount Box	33.00
SEM7830-516..... Magnet Core Assembly	149.00
SEM7830-825..... Door Armature	118.00
SEM7840-515..... Fastener Kit	22.00
SEM7840-72..... Standard Cover	89.00
SEM7840-516..... Magnet Core Assembly	149.00
SEM7840-825..... Door Armature	117.00
SEM7850-515..... Fastener Kit & Bracket	22.00
SEM7850-516..... Magnet Core Assembly	149.00
SEM7850-72..... Standard Cover	89.00
SEM7850-828..... Door Armature	170.00

1250 Series

1250-3071..... Std Cylinder Assy	125.00
1250-3077/PA..... Reg Arm w/62PA	65.00
1250-3077/62A..... Reg Arm w/62A	80.00
1250-3077L..... Long Arm	65.00
1250-3049/PA..... Hold Open Arm w/62PA	95.00
1250-3049L..... Hold Open Long Arm	95.00
1250-3077EDA..... EDA Arm	115.00
1250-3049EDA..... HEDA Arm	145.00
1250-3077CUSH..... CUSH Arm	145.00
1250-3049CUSH..... HCUSH Arm	200.00
1250-3077SCUSH..... S Cush Arm	200.00
1250-3049SCUSH..... Spring H Cush Arm	255.00
1250-UNIV..... Screw Pack	21.00
1250-TORX..... Screw Pack	36.00
1250-TBTRX..... Screw Pack	36.00
1250-72..... Slim Cover	15.00
1250-18..... Plate	42.00
1250-18PA..... Plate	42.00
1250-30..... Cush Shoe Support	21.00
1250-61..... Spacer	23.00
1250-62A..... Auxiliary Shoe	37.00
1250-62PA..... PA Shoe	14.00
1250-146..... Shaft Cover	4.00
1250-201..... Spacer	4.00
1250-419..... Panel Adapter	55.00
1250-3080..... Spring CUSH Block	55.00
1250-Flat Box..... Flat Box w/Label	4.00
1250-Instruction Sheet..... Instruction Sheet	3.00
1250-Rebox Kit..... Box & Instruction Sheet	5.00

1260 Series

1261-3071..... Std Cylinder Assy	175.00
1260-3077..... Reg Arm	75.00
1260-3077/PA..... Reg Arm w/62PA	80.00
1260-3077/62A..... Reg Arm w/62A	95.00
1260-3077L..... Long Arm	80.00

1260-3049..... Hold Open Arm	105.00
1260-3049/PA..... Hold Open Arm w/62PA	110.00
1260-3049L..... Hold Open Long Arm	110.00
1260-3077EDA..... EDA Arm	130.00
1260-3077EDA/G..... EDA Arm w/62G	135.00
1260-3049EDA..... HEDA Arm	160.00
1260-3049EDA/G..... HEDA Arm w/62G	165.00
1260-3077CUSH..... CUSH Arm	160.00
1260-3049CUSH..... HCUSH Arm	215.00
1260-72..... Slim Cover	15.00
1260-SRT..... Screw Pack	21.00
1260-TBSRT..... Screw Pack	21.00
1260-WMS..... Screw Pack	21.00
1260-TBWMS..... Screw Pack	21.00
1260-TORX..... Screw Pack	36.00
1260-TBTRX..... Screw Pack	36.00
1260-18..... Plate	42.00
1260-18PA..... Plate	42.00
1260-18QF..... Plate	42.00
1260-30..... Cush Shoe Support	21.00
1260-37..... Hold Open Stud	23.00
1260-41..... Hold Open Nut	6.00
1260-45..... Hold Open Shoe	21.00
1260-49..... Hold Open Main Arm	54.00
1260-61..... Spacer	23.00
1260-62A..... Auxiliary Shoe	37.00
1260-62PA..... PA Shoe	14.00
1260-77..... Arm & Forearm	73.00
1260-78H..... H Head & Tube	63.00
1260-78HL..... Head & Long Tube	68.00
1260-79..... Rod & Shoe	24.00
1260-79LR..... Long Rod & Shoe	26.00
1260-83..... Arm Screw	2.50
1260-83H..... H Arm Screw	2.50
1260-146..... Shaft Cover	4.00
1260-159..... Arm Screw	2.50
1260-201..... Spacer	4.00
1260-384..... Stop	19.00
1260-419..... Panel Adapter	55.00
1260-3048..... Head & Tube Assy	71.00
1260-3048L..... Head & Long Tube Assy	76.00
1260-Flat Box..... Flat Box w/Label	4.00
1260-Instruction Sheet..... Instruction Sheet	3.00
1260-Rebox Kit..... Box & Instruction Sheet	5.00

1450 Series

1450-3071..... Std Cylinder Assy	177.00	NA	NA
1450-3071DEL..... Del Action Cylinder Assy	217.00	NA	NA
1450-3077/PA..... Reg Arm w/62PA	65.00	NA	NA
1450-3077/62A..... Reg Arm w/62A	80.00	NA	NA
1450-3077L..... Long Arm	65.00	NA	NA
1450-3049/PA..... H Arm w/62PA	95.00	NA	NA
1450-3049L..... H Long Arm	95.00	NA	NA
1450-3077EDA..... EDA Arm	115.00	NA	NA
1450-3077EDA/G..... EDA Arm w/62G	120.00	NA	NA
1450-3049EDA..... H EDA Arm	145.00	NA	NA
1450-3077CNS..... Cush Arm	145.00	NA	NA
1450-3049CNS..... H Cush Arm	200.00	NA	NA
1450-3077SCNS..... S Cush Arm	200.00	NA	NA
1450-3049SCNS..... Spring H Cush Arm	255.00	NA	NA
1450-72..... Standard Cover	15.00	NA	NA
1450-72FC..... Full Plastic Cover	25.00	NA	NA

1450 Series continued on next page

PARTS & ACCESSORIES

PRICE LIST

PARTS & ACCESSORIES	STANDARD POWDER COAT FINISHES AL (689) DKBRZ (695) BRASS (696) LTBRZ (691) STAT (690) BLACK (693)	PLATED FINISHES			PARTS & ACCESSORIES	STANDARD POWDER COAT FINISHES AL (689) DKBRZ (695) BRASS (696) LTBRZ (691) STAT (690) BLACK (693)	PLATED FINISHES		
		US26D	US 3 US 4 US 10	US 11 US 15 US 26			US26D	US 3 US 4 US 10	US 11 US 15 US 26
<i>1450 Series continued</i>									
1450-72MC.....Full Metal Cover	45.00	NA		NA	1460-41.....Hold Open Nut	6.00			
1450-72ALT.....Alternate Cover	25.00	NA		NA	1460-45.....Hold Open Shoe	21.00			
1450-UNIV.....Screw Pack	21.00	NA		NA	1460-49.....Hold Open Main Arm	54.00			
1450-TORX.....Screw Pack	36.00	NA		NA	1460-61.....Spacer	23.00	63.00		77.00
1450-TBTRX.....Screw Pack	36.00	NA		NA	1460-62A.....Auxiliary Shoe	37.00	93.00		107.00
1450-18.....Plate	54.00	NA		NA	1460-62PA.....PA Shoe	14.00	83.00		97.00
1450-18FC.....Plate	54.00	NA		NA	1460-77.....Arm & Forearm	73.00			
1450-18PA.....Plate	54.00	NA		NA	1460-77HD.....Heavy Duty Arm & Forearm	100.00			
1450-18PAFC.....Plate	54.00	NA		NA	1460-78H.....H Head & Tube	63.00			
1450-30.....Cush Shoe Support	21.00	NA		NA	1460-78HL.....Head & Long Tube	68.00			
1450-31.....Cover Screw	2.50	NA		NA	1460-79.....Rod & Shoe	24.00	78.00		112.00
1450-61.....Spacer	23.00	NA		NA	1460-79LR.....Long Rod & Shoe	26.00	85.00		120.00
1450-62A.....Auxiliary Shoe	37.00	NA		NA	1460-83.....Arm Screw	2.50			
1450-62PA.....PA Shoe	14.00	NA		NA	1460-83H.....H Arm Screw	2.50			
1450-146.....Shaft Cover	4.00	NA		NA	1460-124.....Plug	2.50			
1450-419.....Panel Adapter	55.00	NA		NA	1460-146.....Shaft Cover	4.00			
1450-3080.....Spring Cush Block	55.00	NA		NA	1460-159.....Arm Screw	2.50			
1450-Flat Box.....Flat Box w/Label	4.00	NA		NA	1460-163.....Arm Insert	2.50			
1450-Instruction Sheet.....Instruction Sheet	3.00	NA		NA	1460-201.....Spacer	4.00			
1450-Rebox Kit.....Box & Instruction Sheet	5.00	NA		NA	1460-384.....Stop	19.00			
1460 Series									
1461-3071.....Std Cylinder Assy	230.00				1460-419.....Panel Adapter	55.00	143.00		159.00
1461-3071DEL.....Del Action Cylinder Assy	270.00				1460-3048.....Head & Tube Assy	71.00	145.00		161.00
1460-3077.....Reg Arm	75.00	192.00		225.00	1460-3048L.....Head & Long Tube Assy	76.00	150.00		166.00
1460-3077/PA.....Reg Arm w/62PA	80.00	243.00		291.00	1460-3080.....Spring Cush Block	55.00			
1460-3077/62A.....Reg Arm w/62A	95.00	260.00		305.00	1460-3373.....Adapter Kit	4.00			
1460-3077HD.....Heavy Duty Arm	105.00	220.00		260.00	1460-Flat Box.....Flat Box w/Label	4.00			
1460-3077HD/PA.....HD Arm w/62PA	110.00	277.00		325.00	1460-Instruction Sheet.....Instruction Sheet	3.00			
1460-3077HD/62A.....HD Arm w/62A	125.00	295.00		342.00	1460-Rebox Kit.....Box & Instruction Sheet	5.00			
1460-3077HD/L.....HD Long Arm	110.00	230.00		265.00	1460T Series				
1460-3077L.....Long Arm	80.00	195.00		230.00	1460T-3071.....Std Cylinder Assy	255.00			
1460-3049.....Hold Open Arm	105.00	205.00		243.00	1461T-3071.....Std Cylinder Assy	255.00			
1460-3049/PA.....H Arm w/62PA	110.00	255.00		310.00	1460T-3077T.....Standard Arm	75.00	185.00		220.00
1460-3049L.....H Long Arm	110.00	208.00		250.00	1460T-3038.....Standard Track	55.00			
1460-3077EDA.....EDA Arm	130.00	320.00		357.00	1460T-3038B.....Track w/Bumper	65.00			
1460-3077EDA/G.....EDA Arm w/62G	135.00	325.00		360.00	1460T-3038H.....Track w/Hold Open	75.00			
1460-3049EDA.....H EDA Arm	160.00	350.00		390.00	1460T-3038HB.....Track w/Hold Open & Bumper	85.00			
1460-3049EDA/G.....H EDA Arm w/62G	165.00	360.00		385.00	1460T-72.....Standard Cover	15.00			
1460-3077CNS.....Cush Arm	160.00	360.00		390.00	1460T-72DS1.....Designer Series Cover	45.00	155.00		190.00
1460-3049CNS.....H Cush Arm	215.00	395.00		440.00	1460T-72FC.....Full Cover	25.00			
1460-3077SCNS.....S Cush Arm	215.00	395.00		440.00	1460T-SRT.....Screw Pack (incl -3034)	46.00	67.00		78.00
1460-3049SCNS.....Spring H Cush Arm	270.00	450.00		495.00	1460T-TBSRT.....Screw Pack (incl -3034)	46.00	67.00		78.00
1460-72.....Standard Cover	15.00				1460T-WMS.....Screw Pack (incl -3034)	46.00	67.00		78.00
1460-72DS1.....Designer Series Cover	45.00	155.00		190.00	1460T-TBWMS.....Screw Pack (incl -3034)	46.00	67.00		78.00
1460-72FC.....Full Cover	25.00				1460T-TORX.....Screw Pack (incl -3034)	61.00	82.00		93.00
1460-SRT.....Screw Pack	21.00	42.00		52.00	1460T-TBTRX.....Screw Pack (incl -3034)	61.00	82.00		93.00
1460-TBSRT.....Screw Pack	21.00	42.00		52.00	1460T-HSRT.....HO Screw Pack (incl -3034H)	46.00	67.00		78.00
1460-WMS.....Screw Pack	21.00	42.00		52.00	1460T-HTBSRT.....HO Screw Pack (incl -3034H)	46.00	67.00		78.00
1460-TBWMS.....Screw Pack	21.00	42.00		52.00	1460T-HWMS.....HO Screw Pack (incl -3034H)	46.00	67.00		78.00
1460-TORX.....Screw Pack	36.00	67.00		77.00	1460T-HTBWMS.....HO Screw Pack (incl -3034H)	46.00	67.00		78.00
1460-TBTRX.....Screw Pack	36.00	67.00		77.00	1460T-HTORX.....HO Screw Pack (incl -3034H)	61.00	82.00		93.00
1460-18.....Plate	54.00				1460T-HTBTRX.....HO Screw Pack (incl -3034H)	61.00	82.00		93.00
1460-18DS.....Plate	54.00	185.00		223.00	1460T-18.....Plate	54.00			
1460-18FC.....Plate	54.00				1460T-18DS.....Plate	54.00	185.00		223.00
1460-18PA.....Plate	54.00				1460T-18FC.....Plate	54.00			
1460-18PADS.....Plate	54.00	185.00		223.00	1460T-18GFC.....Plate	54.00			
1460-18PAFC.....Plate	54.00				1460T-18PA.....Plate	54.00			
1460-30.....Cush Shoe Support	21.00	61.00		75.00	1460T-18PADS.....Plate	54.00	185.00		223.00
1460-30A.....Mounting Bracket	7.00				1460T-18PAFC.....Plate	54.00			
1460-37.....Hold Open Stud	23.00				1460T-30A.....Mounting Bracket	7.00			
					1460T-73.....End Cap	8.00			
					1460T-78.....Arm & Tube	65.00			

1460T Series continued on next page

PARTS & ACCESSORIES

PRICE LIST

PARTS & ACCESSORIES	STANDARD POWDER COAT FINISHES AL (689) DKBRZ (695) BRASS (696) LTBRZ (691) STAT (690) BLACK (693)	PLATED FINISHES			PARTS & ACCESSORIES	STANDARD POWDER COAT FINISHES ANCLR ANDKB	PLATED FINISHES		
		US26D	US 3 US 4 US 10	US 11 US 15 US 26			US26D	US 3 US 4 US 10	US 11 US 15 US 26
<i>1460T Series continued</i>									
1460T-82.....Rod	54.00				2030-3002..... Mounting/Finish Plate	134.00	261.00		313.00
1460T-83H.....H Arm Screw	2.50				2030-3034..... Track Roller	25.00			
1460T-141-1.....Plug	2.50				2030-3034H..... Hold Open Track Roller	25.00			
1460T-141-2.....Plug	2.50				2030-3054..... Hold Open Clip	26.00			
1460T-146.....Shaft Cover	4.00				2030-SPL-3034..... P-1152 Roller	37.00			
1460T-159.....Arm Screw	2.50				2030-SPL-3038..... P-1224 Track	68.00			
1460T-163.....Arm Insert	2.50				2030-3064H..... HO Roller and Clip	51.00			
1460T-169.....Bumper Assy	19.00				2030-Flat Box..... Flat Box w/Label	4.00			
1460T-425.....Roller Lock Screw	4.00				2030-Instruction Sheet..... Instruction Sheet	3.00			
1460T-3034..... Track Roller	25.00				2030-Rebox Kit..... Box & Instruction Sheet	5.00			
1460T-3034H..... Hold Open Track Roller	25.00				2210 Series				
1460T-3054..... Hold Open Clip	26.00				2213(4,5)-3071..... Std Cylinder Assy	578.00			
1460T-Flat Box..... Flat Box w/Label	4.00				2213(4,5)-3071AVB..... AVB Cylinder Assy	598.00			
1460T-Instruction Sheet..... Instruction Sheet	3.00				2210-3077T..... Standard Arm	119.00	336.00		357.00
1460T-Rebox Kit..... Box & Instruction Sheet	5.00				2210-72..... Finish Plate (11&12)	50.00	187.00		240.00
2010 Series									
2011(3,4,5,6)-3071..... Std Cylinder Assy	410.00	547.00		600.00	2210-3038..... Standard Track	85.00			
2010-3077T..... Standard Arm	95.00	260.00		300.00	2210-TORX..... Screw Pack	36.00	67.00		77.00
2010-3038..... Standard Track	55.00				2210-11..... Finish Plate	28.00	98.00		117.00
2010-3038B..... Track w/Bumper	65.00				2210-12..... Short Finish Plate	26.00	95.00		115.00
2010-3038H..... Track w/Hold Open	75.00				2210-31..... Cover Screw	2.50			
2010-3038HB..... Track w/Hold Open & Bumper	85.00				2210-159..... Arm Screw	2.50			
2010-WMS..... Screw Pack (incl -3034)	46.00	67.00		78.00	2210-3034..... Track Roller	25.00			
2010-TORX..... Screw Pack (incl -3034)	61.00	82.00		93.00	2210-Flat Box..... Flat Box w/Label	4.00			
2010-HWMS..... HO Screw Pack (incl -3034H)	46.00	67.00		78.00	2210-Instruction Sheet..... Instruction Sheet	3.00			
2010-HTORX..... HO Screw Pack (incl -3034H)	61.00	82.00		93.00	2210-Rebox Kit..... Box & Instruction Sheet	5.00			
2010-11..... Finish Plate	42.00	170.00		225.00	2210DPS Series				
2010-31..... Cover Screw	2.50				2213(4,5)DPS-3071..... Std Cylinder Assy	680.00			
2010-159..... Arm Screw	2.50				2213(4,5)DPS-3071AVB..... AVB Cylinder Assy	700.00			
2010-169..... Bumper Assy	19.00				2210DPS-3077T..... Standard Arm	119.00	336.00		357.00
2010-420..... Fire Shield	55.00				2210DPS-72..... Finish Plate (11&12)	50.00	187.00		240.00
2010-425..... Roller Lock Screw	4.00				2210DPS-3038..... Standard Track	85.00			
2010-3034..... Track Roller	25.00				2210DPS-TORX..... Screw Pack	36.00	67.00		77.00
2010-3034H..... Hold Open Track Roller	25.00				2210DPS-11..... Finish Plate	28.00	98.00		117.00
2010-3054..... Hold Open Clip	26.00				2210DPS-12..... Short Finish Plate	26.00	95.00		115.00
2010-SPL-3034..... P-1152 Roller	37.00				2210DPS-31..... Cover Screw	2.50			
2010-SPL-3038..... P-1224 Track	68.00				2210DPS-159..... Arm Screw	2.50			
2010-3064H..... HO Roller and Clip	51.00				2210DPS-493..... DPS Test Kit	67.00			
2010-Flat Box..... Flat Box w/Label	4.00				2210DPS-3034..... Track Roller	25.00			
2010-Instruction Sheet..... Instruction Sheet	3.00				2210DPS-3340..... Wire Harness	67.00			
2010-Rebox Kit..... Box & Instruction Sheet	5.00				2210DPS-Flat Box..... Flat Box w/Label	4.00			
2030 Series									
2031(2,3,4,5)-3071..... Std Cylinder Assy	847.00	1085.00		1165.00	2210DPS-Instruction Sheet..... Instruction Sheet	3.00			
2031(2,3,4,5)-3971..... Cylinder Only	787.00				2210DPS-Rebox Kit..... Box & Instruction Sheet	5.00			
2030-3077T..... Standard Arm	100.00	275.00		320.00	2310ME Series				
2030-3038..... Standard Track	55.00				2314ME-3071..... Std Cylinder Assy	925.00			
2030-3038B..... Track w/Bumper	65.00				2314ME-3071B80..... B80 Cylinder Assy	1005.00			
2030-3038H..... Track w/Hold Open	75.00				2314ME-3071B140..... B140 Cylinder Assy	1005.00			
2030-3038HB..... Track w/Hold Open & Bumper	85.00				2314ME-3971..... Cylinder Only	875.00			
2030-WMS..... Screw Pack (incl -3034)	46.00	67.00		78.00	2314ME-3971B80..... B80 Cylinder Only	955.00			
2030-TORX..... Screw Pack (incl -3034)	61.00	82.00		93.00	2314ME-3971B140..... B140 Cylinder Only	955.00			
2030-HWMS..... HO Screw Pack (incl -3034H)	46.00	67.00		78.00	2310ME-3077T..... Standard Arm	90.00	262.00		299.00
2030-HTORX..... HO Screw Pack (incl -3034H)	61.00	82.00		93.00	2310ME-72..... Finish Plate (11&12)	50.00	187.00		240.00
2030-159..... Arm Screw	2.50				2310ME-3038..... Standard Track	55.00			
2030-169..... Bumper Assy	19.00				2310ME-WMS..... Screw Pack (incl -3034)	46.00	67.00		78.00
2030-416..... Wood Clip Set	143.00	205.00		257.00	2310ME-TORX..... Screw Pack (incl -3034)	61.00	82.00		93.00
2030-417..... Wood Clip Set	143.00	205.00		257.00	2310ME-11..... Finish Plate	28.00	98.00		117.00
2030-420..... Fire Shield	55.00				2310ME-12..... Short Finish Plate	26.00	95.00		115.00
2030-425..... Roller Lock Screw	4.00				2310ME-31..... Cover Screw	2.50			
<i>*Require length - please note when ordering</i>									
					<i>2310ME Series continued on next page</i>				

PARTS & ACCESSORIES

PRICE LIST

PARTS & ACCESSORIES	STANDARD POWDER COAT FINISHES	PLATED FINISHES			PARTS & ACCESSORIES	STANDARD POWDER COAT FINISHES	PLATED FINISHES		
	AL (689) DKBRZ (695) BRASS (696) LTBRZ (691) STAT (690) BLACK (693)	US26D	US 3 US 4 US 10	US 11 US 15 US 26		AL (689) DKBRZ (695) BRASS (696) LTBRZ (691) STAT (690) BLACK (693)	US26D	US 3 US 4 US 10	US 11 US 15 US 26
<i>2310ME Series continued</i>									
2310ME-420.....Fire Shield	55.00				2810-572HL/S*.....Header Only w/Stop Prep	202.00			
2310ME-425.....Roller Lock Screw	4.00				2810-572DD*.....Double Door Header Only	427.00			
2310ME-3034.....Track Roller	25.00				2810-572DD/S*Double Door Header Only w/Stop Prep	427.00			
2310ME-3210.....Transformer	65.00				2810-3018.....Rear Mount Bracket	94.00			
2310ME-3431.....Input Jumper	6.00				2810-3072*.....Concealing Channel	207.00			
2310ME-3351.....ME Switch Assy	79.00				2810-3107.....Bottom Pivot Assembly	148.00			
2310ME-Flat Box.....Flat Box w/Label	4.00				2810-3155.....Label Kit	25.00			
2310ME-Instruction Sheet.....Instruction Sheet	3.00				2810-3454.....Motor Gearbox	2100.00			
2310ME-Rebox Kit.....Box & Instruction Sheet	5.00				2810-3462.....Controller	1365.00			
2610 Series									
2613(4)-3071.....Std Cylinder Assy	1868.00	2062.00		2115.00	2850 Series - (ANCLR or ANDKB only)				
2613(4)-3071DPS.....DPS Cylinder Assy	2061.00	2255.00		2309.00	2850-3077CP.....Center Pivot Arm	235.00			
2613(4)-3971.....Cylinder Only	1763.00				2850-3077OP.....Offset/Butt Hung Arm	195.00			
2613(4)-3971DPS.....DPS Cylinder Only	1956.00				2850-3077OPCM*Offset Arm w/Track & Conc Channel	390.00			
2610-3077T.....Standard Arm	98.00	272.00		326.00	2850-3572HL*.....Header Asy	535.00			
2610-3038.....Standard Track	55.00				2850-3572HL/S*.....Header Asy w/Stop Prep	535.00			
2610-WMS.....Screw Pack (incl -3034)	46.00	67.00		78.00	2850-MS.....Screw Pack	21.00			
2610-61.....Spacer	12.00				2850-11A.....Spindle Plate - 2 3/4"	70.00			
2610-78.....Arm & Tube	65.00				2850-11B.....Spindle Plate - 3 3/4"	70.00			
2610-82.....Rod	54.00				2850-12*.....Blank Filler Plate	85.00			
2610-83H.....H Arm Screw	2.50				2850-78.....Arm & Tube	186.00			
2610-155-1.....Caution Decal	5.00				2850-82.....Rod	108.00			
2610-155-2.....Activation Decal	5.00				2850-107.....Pivot Body	62.00			
2610-159.....Arm Screw	2.50				2850-110.....Pivot Post	49.00			
2610-425.....Roller Lock Screw	4.00				2850-117.....Bottom Pivot Plate	49.00			
2610-3002.....Mounting/Finish Plate	134.00	261.00		313.00	2850-168.....Slide	36.00			
2610-3034.....Track Roller	25.00				2850-275.....Mounting Bracket - 2 3/4"	95.00			
2610-Flat Box.....Flat Box w/Label	4.00				2850-334.....Header Endcaps	41.00			
2610-Instruction Sheet.....Instruction Sheet	3.00				2850-334-2.....End Cap	70.00			
2610-Rebox Kit.....Box & Instruction Sheet	5.00				2850-375.....Mounting Bracket - 3 3/4"	94.00			
2810 Series - (ANCLR or ANDKB only)									
2810-3077CP.....Center Pivot Arm	235.00				2850-384B.....Breakaway Door Stop	140.00			
2810-3077OP.....Offset/Butt Hung Arm	195.00				2850-384F.....Fixed Door Stop	67.00			
2810-3077OPCM*Offset Arm w/Track & Conc Channel	390.00				2850-511*.....Dress Plate Extrusion Only	16.00 / ft			
2810-3572HL*.....Header Asy	315.00				2850-518.....Cable/Parts Bag	85.00			
2810-3572HL/S*.....Header Asy w/Stop Prep	315.00				2850-572*.....Header Extrusion Only	50.00 / ft			
2810-3572DD*.....Double Door Header Asy	535.00				2850-572HL*.....Header Only	427.00			
2810-3572DD/S*Double Door Header Asy w/Stop Prep	535.00				2850-572HL/S*.....Header Only w/Stop Prep	427.00			
2810-3572DD/MPDouble Door Header w/Manual Prep	1135.00				2850-982.....Companion Cable	64.00			
2810-MS.....Screw Pack	21.00				2850-3018.....Rear Mount Bracket	94.00			
2810-11A.....Spindle Plate - 2 3/4"	70.00				2850-3072*.....Concealing Channel	207.00			
2810-11B.....Spindle Plate - 3 3/4"	70.00				2850-3107.....Bottom Pivot Assembly	148.00			
2810-12*.....Blank Filler Plate	85.00				2850-3155.....Label Kit	25.00			
2810-78.....Arm & Tube	186.00				2850-3454.....Motor Gearbox (Std Force)	2100.00			
2810-82.....Rod	108.00				2850-3462.....Controller	1365.00			
2810-107.....Pivot Body	62.00				2860 Series - (ANCLR or ANDKB only)				
2810-110.....Pivot Post	49.00				2860-3077CP.....Center Pivot Arm	235.00			
2810-117.....Bottom Pivot Plate	49.00				2860-3077OP.....Offset/Butt Hung Arm	195.00			
2810-168.....Slide	36.00				2860-3077OPCM*Offset Arm w/Track & Conc Channel	390.00			
2810-275.....Mounting Bracket - 2 3/4"	95.00				2860-3572HL*.....Header Asy	535.00			
2810-334.....Header Endcaps	41.00				2860-3572HL/S*.....Header Asy w/Stop Prep	535.00			
2810-334-2.....End Cap	70.00				2860-MS.....Screw Pack	21.00			
2810-375.....Mounting Bracket - 3 3/4"	94.00				2860-11A.....Spindle Plate - 2 3/4"	70.00			
2810-384B.....Breakaway Door Stop	140.00				2860-11B.....Spindle Plate - 3 3/4"	70.00			
2810-384F.....Fixed Door Stop	67.00				2860-12*.....Blank Filler Plate	85.00			
2810-511*.....Dress Plate Extrusion Only	16.00 / ft				2860-78.....Arm & Tube	186.00			
2810-518.....Cable/Parts Bag	85.00				2860-82.....Rod	108.00			
2810-572*.....Header Extrusion Only	50.00 / ft				2860-107.....Pivot Body	62.00			
2810-572HL*.....Header Only	202.00				2860-110.....Pivot Post	49.00			
					2860-117.....Bottom Pivot Plate	49.00			
					2860-168.....Slide	36.00			
					2860-275.....Mounting Bracket - 2 3/4"	95.00			

*Require length - please note when ordering

2860 Series continued on next page

PARTS & ACCESSORIES

PRICE LIST

PARTS & ACCESSORIES	STANDARD POWDER COAT FINISHES	PLATED FINISHES			PARTS & ACCESSORIES	STANDARD POWDER COAT FINISHES	PLATED FINISHES		
	AL (689) DKBRZ (695) BRASS (696) LTBRZ (691) STAT (690) BLACK (693)	US26D	US 3 US 4 US 10	US 11 US 15 US 26		AL (689) DKBRZ (695) BRASS (696) LTBRZ (691) STAT (690) BLACK (693)	US26D	US 3 US 4 US 10	US 11 US 15 US 26

2860 Series continued

2860-334.....Header Endcaps	41.00
2860-334-2.....End Cap	70.00
2860-375.....Mounting Bracket - 3 3/4"	95.00
2860-384B.....Breakaway Door Stop	140.00
2860-384F.....Fixed Door Stop	67.00
2860-511*.....Dress Plate Extrusion Only	16.00 / ft
2860-518.....Cable/Parts Bag	85.00
2860-572*.....Header Extrusion Only	50.00 / ft
2860-572HL*.....Header Only	427.00
2860-572HL/S*.....Header Only w/Stop Prep	427.00
2860-3018.....Rear Mount Bracket	94.00
2860-3072*.....Concealing Channel	207.00
2860-3107.....Bottom Pivot Assembly	148.00
2860-3155.....Label Kit	25.00
2860-3454.....Motor Gearbox (Std Force)	2100.00
2860-3462.....Control Box	1365.00

3030 Series

3031(2,3,4)-3071.....Std Cylinder Assy	322.00
3030-3077.....Reg Arm	110.00
3030-3049.....Hold Open Arm	140.00
3030-WMS.....Screw Pack	21.00
3030-TORX.....Screw Pack	36.00
3030-37.....Hold Open Stud	23.00
3030-41.....Hold Open Nut	6.00
3030-48.....Hold Open Forearm	61.00
3030-49.....Hold Open Main Arm	54.00
3030-77.....Arm & Forearm	73.00
3030-79.....Rod & Shoe	24.00
3030-79H.....H Rod & Shoe	25.00
3030-83.....Arm Screw	2.50
3030-83H.....H Arm Screw	2.50
3030-159.....Arm Screw	2.50
3030-421.....Arm Stud	8.00
3030-Flat Box.....Flat Box w/Label	4.00
3030-Instruction Sheet.....Instruction Sheet	3.00
3030-Rebox Kit.....Box, Inst., & Screw Pk	5.00

3130 Series

3131(2,3)-3071.....Std Cylinder Assy	347.00
3130-3077T.....Standard Arm	103.00
3130-3038.....Standard Track	55.00
3130-3038B.....Track w/Bumper	65.00
3130-3038H.....Track w/Hold Open	75.00
3130-3038HB.....Track w/Hold Open & Bumper	85.00
3130-WMS.....Screw Pack (incl -3034)	46.00
3130-TORX.....Screw Pack (incl -3034)	61.00
3130-HWMS.....HO Screw Pack (incl -3034H)	46.00
3130-HTORX.....HO Screw Pack (incl -3034H)	61.00
3130-2.....Channel	9.00
3130-159.....Arm Screw	2.50
3130-169.....Bumper Assy	19.00
3130-425.....Roller Lock Screw	4.00
3130-3034.....Track Roller	25.00
3130-3034H.....Hold Open Track Roller	25.00
3130-3054.....Hold Open Clip	26.00
3130-Flat Box.....Flat Box w/Label	4.00
3130-Instruction Sheet.....Instruction Sheet	3.00
3130-Rebox Kit.....Box & Instruction Sheet	5.00

3130SE Series

3133(4)SE-3071.....Std Cylinder Assy	322.00
3130SE-3077T.....Standard Arm	103.00
3130SE-3077L.....Long Arm	108.00
3130SE-3038.....Standard Track	343.00
3130SEL-3038SEL.....Long Track	343.00
3130SE-WMS.....Screw Pack (incl. -81)	21.00
3130SE-TORX.....Screw Pack (incl. -81)	36.00
3130SE-59A.....Cover Plate	5.00
3130SE-60.....Cover Plate Screw	2.50
3130SE-73.....End Cap	8.00
3130SE-78.....Arm & Tube	65.00
3130SE-81.....Connector w/Ring	5.00
3130SE-82.....Rod	54.00
3130SE-83H.....H Arm Screw	2.50
3130SE-159.....Arm Screw	2.50
3130SE-3034SE.....Track Roller with Slider	30.00
3130SE-425.....Roller Lock Screw	4.00
3130SE-3210.....Transformer	65.00
3130SE-3436.....On/off Switch Assy	66.00
3130SE-Flat Box.....Flat Box w/Label	4.00
3130SE-Instruction Sheet.....Instruction Sheet	3.00
3130SE-Rebox Kit.....Box & Instruction Sheet	5.00

4000T Series

4003(4)T-3071.....Std Cylinder Assy	328.00
4000T-3077T.....Standard Arm	95.00
4000T-3038.....Standard Track	55.00
4000T-72.....Standard Cover	25.00
4000T-72MC.....Metal Cover	35.00
4000T-WMS.....Screw Pack (incl -3034)	46.00
4000T-TBWMS.....Screw Pack (incl -3034)	46.00
4000T-TORX.....Screw Pack (incl -3034)	61.00
4000T-TBTRX.....Screw Pack (incl -3034)	61.00
4000T-31.....Cover Screw	2.50
4000T-61.....Spacer	12.00
4000T-73.....End Cap	8.00
4000T-141-2.....Plug	2.50
4000T-159.....Arm Screw	2.50
4000T-425.....Roller Lock Screw	4.00
4000T-3034.....Track Roller	25.00
4000T-Flat Box.....Flat Box w/Label	4.00
4000T-Instruction Sheet.....Instruction Sheet	3.00
4000T-Rebox Kit.....Box & Instruction Sheet	5.00

4010 Series

4011(6)-3071.....Std Cylinder Assy	303.00
4011-3071DEL.....Del Act Cyl Assy	343.00
4011(6)-3071TEL.....TEL Cylinder Assy	343.00
4010-3077.....Reg Arm	117.00
4010-3049.....Hold Open Arm	142.00
4010-3049FL.....FL Arm	24.00
4010-72.....Standard Cover	25.00
4010-72MC.....Metal Cover	35.00
4010-SRT.....Screw Pack	21.00
4010-TBSRT.....Screw Pack	21.00
4010-WMS.....Screw Pack	21.00
4010-TBWMS.....Screw Pack	21.00
4010-TORX.....Screw Pack	36.00
4010-TBTRX.....Screw Pack	36.00
4010-18.....Plate	54.00
4010-28.....Fusible Link	10.00

4010 Series continued on next page

PARTS & ACCESSORIES

PRICE LIST

PARTS & ACCESSORIES	STANDARD POWDER COAT FINISHES AL (689) DKBRZ (695) BRASS (696) LTBRZ (691) STAT (690) BLACK (693)	PLATED FINISHES			PARTS & ACCESSORIES	STANDARD POWDER COAT FINISHES AL (689) DKBRZ (695) BRASS (696) LTBRZ (691) STAT (690) BLACK (693)	PLATED FINISHES		
		US26D	US 3 US 4 US 10	US 11 US 15 US 26			US26D	US 3 US 4 US 10	US 11 US 15 US 26

4010E Series continued

4010-31.....	Cover Screw	2.50		
4010-37.....	Hold Open Stud	23.00		
4010-37FL.....	FL Hold Open Stud	23.00		
4010-41.....	Hold Open Nut	6.00		
4010-48.....	Hold Open Forearm	61.00		
4010-49.....	Hold Open Main Arm	57.00		
4010-49FL.....	FL Main Arm & Rod	57.00		
4010-77.....	Arm & Forearm	107.00		
4010-79.....	Rod & Shoe	25.00	82.00	117.00
4010-79H.....	H Rod & Shoe	25.00	82.00	117.00
4010-79LR.....	Long Rod & Shoe	25.00	82.00	117.00
4010-83.....	Arm Screw	2.50		
4010-83H.....	H Arm Screw	2.50		
4010-95.....	Arm Stud	12.00		
4010-107 REG.....	Metal Template	240.00		
4010-159.....	Arm Screw	2.50		
4010-Flat Box.....	Flat Box w/Label	4.00		
4010-Instruction Sheet.....	Instruction Sheet	3.00		
4010-Rebox Kit.....	Box & Instruction Sheet	5.00		

4010T Series

4011(3,4)T-3071.....	Std Cylinder Assy	328.00		
4010T-3077T.....	Standard Arm	89.00	210.00	247.00
4010T-3077DE.....	DE Arm	131.00	252.00	289.00
4010T-3038.....	Standard Track	55.00		
4010T-3038B.....	Track w/Bumper	65.00		
4010T-3038H.....	Track w/Hold Open	75.00		
4010T-3038HB.....	Track w/Hold Open & Bumper	85.00		
4010T-72.....	Standard Cover	25.00		
4010T-72MC.....	Metal Cover	35.00	190.00	235.00
4010T-SRT.....	Screw Pack (incl -3034)	46.00	67.00	78.00
4010T-TBSRT.....	Screw Pack (incl -3034)	46.00	67.00	78.00
4010T-WMS.....	Screw Pack (incl -3034)	46.00	67.00	78.00
4010T-TBWMS.....	Screw Pack (incl -3034)	46.00	67.00	78.00
4010T-TORX.....	Screw Pack (incl -3034)	61.00	82.00	93.00
4010T-TBTRX.....	Screw Pack (incl -3034)	61.00	82.00	93.00
4010T-HSRT.....	HO Screw Pack (incl -3034H)	46.00	67.00	78.00
4010T-HTBSRT.....	HO Screw Pack (incl -3034H)	46.00	67.00	78.00
4010T-HWMS.....	HO Screw Pack (incl -3034H)	46.00	67.00	78.00
4010T-HTBWMS.....	HO Screw Pack (incl -3034H)	46.00	67.00	78.00
4010T-HTORX.....	HO Screw Pack (incl -3034H)	61.00	82.00	93.00
4010T-HTBTRX.....	HO Screw Pack (incl -3034H)	61.00	82.00	93.00
4010T-18.....	Plate	54.00	185.00	223.00
4010T-31.....	Cover Screw	2.50		
4010T-73.....	End Cap	8.00		
4010T-78DE.....	Main Arm & Tube	90.00		
4010T-82.....	Rod	54.00		
4010T-83H.....	H Arm Screw	2.50		
4010T-141-2.....	Plug	2.50		
4010T-159.....	Arm Screw	2.50		
4010T-169.....	Bumper Assy	19.00		
4010T-425.....	Roller Lock Screw	4.00		
4010T-3034.....	Track Roller	25.00		
4010T-3034H.....	HO Track Roller	25.00		
4010T-3054.....	Hold Open Clip	26.00		
4010T-3064H.....	Hold open Clip and Roller	51.00		
4010T-Flat Box.....	Flat Box w/Label	4.00		
4010T-Instruction Sheet.....	Instruction Sheet	3.00		
4010T-Rebox Kit.....	Box & Instruction Sheet	5.00		

4020 Series

4021(6)-3071.....	Std Cylinder Assy	303.00		
4021-3071DEL.....	Del Act Cyl Assy	343.00		
4021(6)-3071TEL.....	TEL Cylinder Assy	343.00		
4020-3077.....	Reg Arm	117.00	340.00	432.00
4020-3077L.....	Long Arm	122.00	350.00	440.00
4020-3049.....	Hold Open Arm	142.00	370.00	460.00
4020-3049FL.....	FL Arm	240.00		
4020-72.....	Standard Cover	25.00		
4020-72MC.....	Metal Cover	35.00	190.00	235.00
4020-SRT.....	Screw Pack	21.00	42.00	52.00
4020-TBSRT.....	Screw Pack	21.00	42.00	52.00
4020-WMS.....	Screw Pack	21.00	42.00	52.00
4020-TBWMS.....	Screw Pack	21.00	42.00	52.00
4020-TORX.....	Screw Pack	36.00	67.00	77.00
4020-TBTRX.....	Screw Pack	36.00	67.00	77.00
4020-18.....	Plate	54.00	185.00	223.00
4020-18G.....	Plate	54.00	185.00	223.00
4020-28.....	Fusible Link	10.00		
4020-31.....	Cover Screw	2.50		
4020-37.....	Hold Open Stud	23.00		
4020-37FL.....	FL Hold Open Stud	23.00		
4020-41.....	Hold Open Nut	6.00		
4020-48.....	Hold Open Forearm	61.00		
4020-49.....	Hold Open Main Arm	57.00		
4020-49FL.....	FL Main Arm & Rod	57.00		
4020-77.....	Arm & Forearm	107.00		
4020-79.....	Rod & Shoe	25.00	82.00	117.00
4020-79H.....	H Rod & Shoe	25.00	82.00	117.00
4020-79LR.....	Long Rod & Shoe	25.00	82.00	117.00
4020-83.....	Arm Screw	2.50		
4020-83H.....	H Arm Screw	2.50		
4020-159.....	Arm Screw	2.50		
4020-Flat Box.....	Flat Box w/Label	4.00		
4020-Instruction Sheet.....	Instruction Sheet	3.00		
4020-Rebox Kit.....	Box & Instruction Sheet	5.00		

4020T Series

44021(3,4)T-3071.....	Std Cylinder Assy	328.00		
4020T-3077T.....	Standard Arm	89.00	210.00	247.00
4020T-3038.....	Standard Track	55.00		
4020T-3038B.....	Track w/Bumper	65.00		
4020T-3038H.....	Track w/Hold Open	75.00		
4020T-3038HB.....	Track w/Hold Open & Bumper	85.00		
4020T-72.....	Standard Cover	25.00		
4020T-72MC.....	Metal Cover	35.00	190.00	235.00
4020T-SRT.....	Screw Pack (incl -3034)	46.00	67.00	78.00
4020T-TBSRT.....	Screw Pack (incl -3034)	46.00	67.00	78.00
4020T-WMS.....	Screw Pack (incl -3034)	46.00	67.00	78.00
4020T-TBWMS.....	Screw Pack (incl -3034)	46.00	67.00	78.00
4020T-TORX.....	Screw Pack (incl -3034)	61.00	82.00	93.00
4020T-TBTRX.....	Screw Pack (incl -3034)	61.00	82.00	93.00
4020T-HSRT.....	HO Screw Pack (incl -3034H)	46.00	67.00	78.00
4020T-HTBSRT.....	HO Screw Pack (incl -3034H)	46.00	67.00	78.00
4020T-HWMS.....	HO Screw Pack (incl -3034H)	46.00	67.00	78.00
4020T-HTBWMS.....	HO Screw Pack (incl -3034H)	46.00	67.00	78.00
4020T-HTORX.....	HO Screw Pack (incl -3034H)	61.00	82.00	93.00
4020T-HTBTRX.....	HO Screw Pack (incl -3034H)	61.00	82.00	93.00
4020T-18.....	Plate	54.00	185.00	223.00
4020T-31.....	Cover Screw	2.50		
4020T-73.....	End Cap	8.00		
4020T-141-2.....	Plug	2.50		

4020T Series continued on next page

PARTS & ACCESSORIES

PRICE LIST

PARTS & ACCESSORIES	STANDARD POWDER COAT FINISHES	PLATED FINISHES			PARTS & ACCESSORIES	STANDARD POWDER COAT FINISHES	PLATED FINISHES			
	AL (689) DKBRZ (695) BRASS (696) LTBRZ (691) STAT (690) BLACK (693)	US26D	US 3 US 4 US 10	US 11 US 15 US 26		AL (689) DKBRZ (695) BRASS (696) LTBRZ (691) STAT (690) BLACK (693)	US26D	US 3 US 4 US 10	US 11 US 15 US 26	
<i>4020T Series continued</i>										
4020T-159.....Arm Screw	2.50				4030T-TBWMS.....Screw Pack	21.00			42.00	52.00
4020T-169.....Bumper Assy	19.00				4030T-73.....End Cup	8.00				
4020T-425.....Roller Lock Screw	4.00				4030T-141-1.....Plug	2.50				
4020T-3034.....Track Roller	25.00				4030T-141-2.....Plug	2.50				
4020T-3034H.....Hold Open Track Roller	25.00				4030T-159.....Arm Screw	2.50				
4020T-3054.....Hold Open Clip	26.00				4030T-425.....Roller Lock Screw	4.00				
4020T-3064H.....HO Roller and Clip	51.00				4030T-3054.....Hold Open Clip	26.00				
4020T-Flat Box.....Flat Box w/Label	4.00				4030T-Flat Box.....Flat Box w/Label	4.00				
4020T-Instruction Sheet.....Instruction Sheet	3.00				4030T-Instruction Sheet.....Instruction Sheet	3.00				
4020T-Rebox Kit.....Box & Instruction Sheet	5.00				4030T-Rebox Kit.....Box & Instruction Sheet	5.00				
4030 Series										
4031-3071.....Std Cylinder Assy	254.00				4040XP Series					
4030-3077.....Reg Arm	102.00	243.00	304.00		4040XP-3071.....Std Cylinder Assy	315.00				
4030-3077/PA.....Reg Arm w/62PA	107.00	298.00	376.00		4041-3071DEL.....Std Cylinder Assy	355.00				
4030-3077/62A.....Reg Arm w/62A	122.00	314.00	391.00		4040XP-3077.....Reg Arm	122.00	369.00	463.00		
4030-3077LD.....Light Duty Arm	81.00	205.00	250.00		4040XP-3077/PA.....Reg Arm w/62PA	127.00	424.00	530.00		
4030-3077LD/PA.....Light Duty Arm w/PA	86.00	259.00	320.00		4040XP-3077/62A.....Reg Arm w/62A	147.00	440.00	547.00		
4030-3077LD/62A.....Light Duty Arm w/62A	101.00	277.00	338.00		4040XP-3077L.....Long Arm	127.00	375.00	470.00		
4030-3077L.....Long Arm	107.00	248.00	311.00		4040XP-3077XL.....XL Reg Arm	157.00	405.00	495.00		
4030-3049.....H Arm	132.00	265.00	325.00		4040XP-3049.....Hold Open Arm	177.00	408.00	505.00		
4030-3049/PA.....H Arm w/62PA	137.00	320.00	390.00		4040XP-3049/PA.....H Arm w/62PA	182.00	472.00	587.00		
4030-3049/L.....H Long Arm	137.00	270.00	330.00		4040XP-3049L.....H Long Arm	182.00	415.00	509.00		
4030-3077EDA.....EDA Arm	137.00	347.00	394.00		4040XP-3077EDA.....EDA Arm	167.00	400.00	495.00		
4030-3049EDA.....H EDA Arm	167.00	373.00	421.00		4040XP-3077EDA/G.....EDA Arm w/62G	172.00	405.00	500.00		
4030-3077CNS.....Cush Arm	167.00	373.00	421.00		4040XP-3049EDA.....H EDA Arm	197.00	430.00	520.00		
4030-3049CNS.....HCush Arm	222.00	448.00	474.00		4040XP-3049EDA/G.....H EDA Arm w/62G	202.00	435.00	525.00		
4030-3077SCNS.....SCush Arm	222.00	448.00	474.00		4040XP-3077CNS.....Cush Arm	197.00	435.00	525.00		
4030-3049SCNS.....Spring HCush Arm	277.00	500.00	526.00		4040XP-3049CNS.....H Cush Arm	247.00	490.00	580.00		
4030-72MC.....Metal Cover	25.00	180.00	220.00		4040XP-3077SCNS.....S Cush Arm	247.00	490.00	580.00		
4030-WMS.....Screw Pack	21.00	42.00	52.00		4040XP-3049SCNS.....Spring H Cush Arm	297.00	540.00	630.00		
4030-TBWS.....Screw Pack	21.00	42.00	52.00		4040XP-72.....Standard Cover	25.00				
4030-18PA.....Plate	54.00	185.00	223.00		4040XP-72MC.....Metal Cover	35.00	190.00	235.00		
4030-18TJ.....Plate	54.00	185.00	223.00		4040XP-SRT.....Screw Pack	21.00	42.00	52.00		
4030-30.....Cush Shoe Support	21.00	61.00	75.00		4040XP-TBSRT.....Screw Pack	21.00	42.00	52.00		
4030-31.....Cover Screw	2.50				4040XP-WMS.....Screw Pack	21.00	42.00	52.00		
4030-61.....Spacer	23.00	63.00	77.00		4040XP-TORX.....Screw Pack	36.00	67.00	77.00		
4030-62A.....Auxiliary Shoe	37.00	93.00	107.00		4040XP-TBTRX.....Screw Pack	36.00	67.00	77.00		
4030-62PA.....PA Shoe	14.00	83.00	97.00		4040XP-18.....Plate	54.00	185.00	223.00		
4030-77.....Arm & Forearm	73.00				4040XP-18G.....Plate	54.00	185.00	223.00		
4030-79.....Rod & Shoe	25.00	82.00	117.00		4040XP-18PA.....Plate	54.00	185.00	223.00		
4030-79LR.....Long Rod & Shoe	25.00	82.00	117.00		4040XP-18TJ.....Plate	54.00	185.00	223.00		
4030-83.....Arm Screw	2.50				4040XP-30.....Cush Shoe Support	21.00	61.00	75.00		
4030-83H.....H Arm Screw	2.50				4040XP-31.....Cover Screw	2.50				
4030-159.....Arm Screw	2.50				4040XP-37.....Hold Open Stud	23.00				
4030-201.....Spacer	4.00				4040XP-37EDA.....EDA Hold Open Stud	23.00				
4030-419.....Panel Adapter	55.00	143.00	159.00		4040XP-41.....Hold Open Nut	6.00				
4030-3045.....Hold Open Shoe	18.00				4040XP-45.....Hold Open Shoe	21.00				
4030-3048.....Head & Tube Assy	71.00	145.00	161.00		4040XP-48.....Hold Open Forearm	61.00				
4030-3080.....Spring Cush Block	55.00				4040XP-49.....Hold Open Main Arm	57.00				
4030-Flat Box.....Flat Box w/Label	4.00				4040XP-54.....Snap-On Cover Clip Only	9.00				
4030-Instruction Sheet.....Instruction Sheet	3.00				4040XP-58.....Spring & Screw (used with -80)	10.00				
4030-Rebox Kit.....Box & Instruction Sheet	5.00				4040XP-61.....Spacer	23.00	63.00	78.00		
4030T Series										
4031T-3071.....Std Cylinder Assy	254.00				4040XP-62A.....Auxiliary Shoe	37.00	93.00	107.00		
4030T-3077T.....Standard Arm (includes 3034)	110.00	235.00	275.00		4040XP-62PA.....PA Shoe	14.00	83.00	97.00		
4030T-3038.....Standard Track	55.00				4040XP-77.....Arm & Forearm	115.00				
4030T-3038H.....Track w/Hold Open	75.00				4040XP-78H.....H Head & Tube	65.00				
4030T-72MC.....Metal Cover	25.00	180.00	220.00		4040XP-78HL.....Head & Long Tube	70.00				
4030T-WMS.....Screw Pack	21.00	42.00	52.00		4040XP-79.....Rod & Shoe	25.00	82.00	117.00		
<i>4040XP Series continued on next page</i>										

PARTS & ACCESSORIES

PRICE LIST

PARTS & ACCESSORIES	STANDARD POWDER COAT FINISHES AL (689) DKBRZ (695) BRASS (696) LTBRZ (691) STAT (690) BLACK (693)	PLATED FINISHES			PARTS & ACCESSORIES	STANDARD POWDER COAT FINISHES AL (689) DKBRZ (695) BRASS (696) LTBRZ (691) STAT (690) BLACK (693)	PLATED FINISHES			
		US26D	US 3 US 4 US 10	US 11 US 15 US 26			US26D	US 3 US 4 US 10	US 11 US 15 US 26	
4040XP Series continued										
4040XP-83.....	Arm Screw	2.50			4040XPT-Rebox Kit.....	Box & Instruction Sheet	5.00			
4040XP-83H.....	H Arm Screw	2.50			4040SE Series					
4040XP-95.....	Arm Stud	12.00			4040SE-3071.....	Std Cylinder Assy	315.00			
4040XP-107CUSH.....	Metal Template	240.00			4040SE-3077T.....	Standard Arm	135.00	264.00		315.00
4040XP-107EDA.....	Metal Template	240.00			4040SE-3077DE.....	DE Arm	178.00	306.00		357.00
4040XP-107REG.....	Metal Template	240.00			4040SE-3038.....	Standard Track	345.00			
4040XP-107PA.....	Metal Template	240.00			4040SEL-3038SEL.....	Long Track	345.00			
4040XP-124.....	Plug	2.50			4040SE-72.....	Standard Cover	25.00			
4040XP-159.....	Arm Screw	2.50			4040SE-72MC.....	Metal Cover	35.00	190.00		235.00
4040XP-201.....	Spacer	4.00			4040SE-WMS.....	Screw Pack (inc. -81)	26.00	47.00		57.00
4040XP-384.....	Stop	19.00			4040SE-TBWMS.....	Screw Pack (inc. -81)	26.00	47.00		57.00
4040XP-419.....	Panel Adapter	55.00	143.00	159.00	4040SE-TORX.....	Screw Pack (inc. -81)	41.00	72.00		82.00
4040XP-3048.....	Head & Tube Assy	77.00			4040SE-TBTRX.....	Screw Pack (inc. -81)	41.00	72.00		82.00
4040XP-3048L.....	Head & Long Tube Assy	77.00			4040SE-18.....	Plate	54.00	185.00		223.00
4040XP-3080Spring Cush Block Assy (incl -58 & -80)		55.00			4040SE-18PA.....	Plate	54.00	185.00		223.00
4040XP-3107.....	Metal Template Set	960.00			4040SE-31.....	Cover Screw	2.50			
4040XP-Flat Box.....	Flat Box w/Label	4.00			4040SE-59A.....	Cover Plate	5.00			
4040XP-Instruction Sheet.....	Instruction Sheet	3.00			4040SE-60.....	Cover Plate Screw	2.50			
4040XP-Rebox Kit.....	Box & Instruction Sheet	5.00			4040SE-61.....	Spacer	12.00			
4040XPT Series										
4040XPT-3071.....	Std Cylinder Assy	340.00			4040SE-73.....	End Cap	8.00			
4040XPT-3077T.....	Standard Arm	95.00	210.00	247.00	4040SE-78.....	Arm & Tube	65.00			
4040XPT-3077DE.....	DE Arm	135.00	257.00	291.00	4040SE-78DE.....	Main Arm & Tube	90.00			
4040XPT-3038.....	Standard Track	55.00			4040SE-81.....	Connector w/Ring	5.00			
4040XPT-3038B.....	Track w/Bumper	65.00			4040SE-82.....	Rod	54.00			
4040XPT-3038H.....	Track w/Hold Open	75.00			4040SE-83H.....	H Arm Screw	2.50			
4040XPT-3038HB.....	Track w/Hold Open & Bumper	85.00			4040SE-141.....	Plug	2.50			
4040XPT-72.....	Standard Cover	25.00			4040SE-141-1.....	Plug	2.50			
4040XPT-72MC.....	Metal Cover	35.00	190.00	235.00	4040SE-141-2.....	Plug	2.50			
4040XPT-SRT.....	Screw Pack (incl -3034)	46.00	67.00	78.00	4040SE-159.....	Arm Screw	2.50			
4040XPT-TBSRT.....	Screw Pack (incl -3034)	46.00	67.00	78.00	4040SE-425.....	Roller Lock Screw	4.00			
4040XPT-WMS.....	Screw Pack (incl -3034)	46.00	67.00	78.00	4040SE-3034SE.....	Track Roller with slider	30.00			
4040XPT-TBWMS.....	Screw Pack (incl -3034)	46.00	67.00	78.00	4040SE-3210.....	SE Transformer	65.00			
4040XPT-TORX.....	Screw Pack (incl -3034)	61.00	82.00	93.00	4040SE-3436.....	On/Off Switch Assy	66.00			
4040XPT-TBTRX.....	Screw Pack (incl -3034)	61.00	82.00	93.00	4040SE-Flat Box.....	Flat Box w/Label	4.00			
4040XPT-HSRT.....	HO Screw Pack (incl -3034H)	46.00	67.00	78.00	4040SE-Instruction Sheet.....	Instruction Sheet	3.00			
4040XPT-HTBSRT.....	HO Screw Pack (incl -3034H)	46.00	67.00	78.00	4040SE-Rebox Kit.....	Box & Instruction Sheet	5.00			
4040XPT-HWMS.....	HO Screw Pack (incl -3034H)	46.00	67.00	78.00	4040SEH Series					
4040XPT-HTBWMS.....	HO Screw Pack (incl -3034H)	46.00	67.00	78.00	4040SEH-3077SEH.....	SEH Arm	173.00	342.00		378.00
4040XPT-HTORX.....	HO Screw Pack (incl -3034H)	61.00	82.00	93.00	4040SEH-3038.....	Standard SEH Track	345.00			
4040XPT-HTBTRX.....	HO Screw Pack (incl -3034H)	61.00	82.00	93.00	4040SEH-59A.....	Cover Plate	5.00			
4040XPT-18.....	Plate	54.00	185.00	223.00	4040SEH-78SEH.....	Arm & Tube	122.00	240.00		268.00
4040XPT-18TJ.....	Plate	54.00	185.00	223.00	4040SEH-82SEH.....	Rod	86.00	192.00		205.00
4040XPT-31.....	Cover Screw	2.50			4040SEH-83SEH.....	Arm Screw	2.50			
4040XPT-54.....	Snap-On Cover Clip Only	9.00			4040SEH-3034SEH.....	Track Roller and Slider	30.00			
4040XPT-61.....	Spacer	12.00			4050 Series					
4040XPT-73.....	End Cap	8.00			4050-3071.....	Std Cylinder Assy	236.00			
4040XPT-78DE.....	Main Arm & Tube	90.00			4050-3071DEL.....	Delay Action Cylinder	276.00			
4040XPT-82.....	Rod	54.00			4050-3077/PA.....	Reg Arm w/62PA	116.00			
4040XPT-83H.....	H Arm Set Screw	2.50			4050-3077/62A.....	Reg Arm w/62A	136.00			
4040XPT-141-1.....	Plug	2.50			4050-3077L.....	Long Arm	116.00			
4040XPT-141-2.....	Plug	2.50			4050-3049/PA.....	H Arm w/62PA	156.00			
4040XPT-159.....	Arm Screw	2.50			4050-3049L.....	H Long Arm	156.00			
4040XPT-169.....	Bumper Assy	19.00			4050-3077EDA.....	EDA Arm	146.00			
4040XPT-425.....	Roller Lock Screw	4.00			4050-3077EDA/G.....	EDA Arm w/62G	151.00			
4040XPT-3034.....	Track Roller	25.00			4050-3049EDA.....	H EDA Arm	171.00			
4040XPT-3034H.....	Hold Open Track Roller	25.00			4050-3049EDA/G.....	H EDA Arm w/62G	176.00			
4040XPT-3054.....	Hold Open Clip	26.00			4050-3077CNS.....	Cush Arm	171.00			
4040XPT-Flat Box.....	Flat Box w/Label	4.00			4050-3049CNS.....	H Cush Arm	226.00			
4040XPT-Instruction Sheet.....	Instruction Sheet	3.00			4050-3077SCNS.....	S Cush Arm	226.00			

4050 Series continued on next page

PARTS & ACCESSORIES

PRICE LIST

PARTS & ACCESSORIES	STANDARD POWDER COAT FINISHES AL (689) DKBRZ (695) BRASS (696) LTBRZ (691) STAT (690) BLACK (693)	PLATED FINISHES			PARTS & ACCESSORIES	STANDARD POWDER COAT FINISHES AL (689) DKBRZ (695) BRASS (696) LTBRZ (691) STAT (690) BLACK (693)	PLATED FINISHES			
		US26D	US 3 US 4 US 10	US 11 US 15 US 26			US26D	US 3 US 4 US 10	US 11 US 15 US 26	
<i>4050 Series continued</i>										
4050-3049SCNS.....Spring H Cush Arm	276.00				4050T-480.....Shaft Extender	48.00				
4050-D Rw/pA.....Reg arm w/62PA for Delay	116.00				4050T-3034.....Track Roller	25.00				
4050-D Hw/PA.....H Arm w/62PA for Delay	156.00				4050T-3034H.....Hold Open Track Roller	25.00				
4050-62DAPA.....PA shoe for Delay	14.00				4050T-3054.....Hold Open Clip	26.00				
4050-31.....Cover Screw	2.50				4050T-Flat Box.....Flat Box w/Label	4.00				
4050-72.....Standard Cover	25.00				4050T-Instruction Sheet.....Instruction Sheet	3.00				
4050-72ALT.....Alternative cover	25.00				4050T-Rebox Kit.....Box & Instruction Sheet	5.00				
4050-72MC.....Metal Cover	35.00									
4050-SRT.....Screw Pack	21.00				4110 Series					
4050-TBSRT.....Screw Pack	21.00				4111(6)-3071.....Std Cylinder Assy	303.00				
4050-WMS.....Screw Pack	21.00				4111(6)-3071AVB.....AVB Cylinder Assy	323.00				
4050-TBWMS.....Screw Pack	21.00				4111-3071DEL.....Delay Action Cylinder Assy	343.00				
4050-TORX.....Screw Pack	36.00				4111(6)-3071TEL.....TEL Cylinder Assy	343.00				
4050-TBTRX.....Screw Pack	36.00				4110-3077EDA.....EDA Arm	117.00	346.00			
4050-18.....Plate	54.00				4110-3077EDA/G.....EDA Arm w/62G	122.00	351.00			437.00
4050-18G.....Plate	54.00				4110-3049EDA.....H EDA Arm	147.00	372.00			442.00
4050-18PA.....Plate	54.00				4110-3049EDA/G.....H EDA Arm w/62G	152.00	377.00			465.00
4050-30.....Cush Shoe Support	21.00				4110-3077CNS.....Cush Arm	147.00	372.00			470.00
4050-61.....Spacer	23.00				4110-3049CNS.....H Cush Arm	202.00	425.00			465.00
4050-62A.....Auxiliary Shoe	37.00				4110-3077SCNS.....S Cush Arm	202.00	425.00			524.00
4050-62PA.....PA Shoe	14.00				4110-3049SCNS.....Spring H Cush Arm	252.00	475.00			524.00
4050-419.....Panel Adapter	55.00				4110-3049FL.....FL Arm	245.00				565.00
4050-3080.....Spring Cush Block Assy (incl -58 & -80)	55.00				4110-72.....Standard Cover	25.00				
4050-Flat Box.....Flat Box w/Label	4.00				4110-72MC.....Metal Cover	35.00	190.00			235.00
4050-Instruction Sheet.....Instruction Sheet	3.00				4110-SRT.....Screw Pack	21.00	42.00			52.00
4050-Rebox Kit.....Box & Instruction Sheet	5.00				4110-TBSRT.....Screw Pack	21.00	42.00			52.00
					4110-WMS.....Screw Pack	21.00	42.00			52.00
					4110-TBWMS.....Screw Pack	21.00	42.00			52.00
					4110-TORX.....Screw Pack	36.00	67.00			77.00
					4110-TBTRX.....Screw Pack	36.00	67.00			77.00
					4110-18.....Plate	54.00	185.00			223.00
					4110-18CUSH.....Plate	54.00	185.00			223.00
					4110-28.....Fusible Link	10.00				
					4110-30.....Cush Shoe Support	21.00	61.00			75.00
					4110-31.....Cover Screw	2.50				
					4110-37.....Hold Open Stud	23.00				
					4110-41.....Hold Open Nut	6.00				
					4110-48.....Hold Open Forearm	61.00				
					4110-49FL.....FL Main Arm & Rod	57.00				
					4110-58.....Spring & Screw (used with -80)	10.00				
					4110-61.....Spacer	23.00	63.00			78.00
					4110-62FL.....PA-FL Shoe	14.00				
					4110-77EDA.....Main Arm	107.00				
					4110-80.....Block (used with -58)	46.00				
					4110-107 EDA.....Metal Template	240.00				
					4110-107 CUSH.....Metal Template	240.00				
					4110-3107.....Metal Template	480.00				
					4110-159.....Arm Screw	2.50				
					4110-201.....Spacer	4.00				
					4110-3048.....FL Forearm	210.00				
					4110-3080.....Spring Cush Block (incl -58 & -80)	55.00				
					4110-419.....Panel Adapter	55.00	143.00			159.00
					4110-Flat Box.....Flat Box w/Label	4.00				
					4110-Instruction Sheet.....Instruction Sheet	3.00				
					4110-Rebox Kit.....Box & Instruction Sheet	5.00				
					4110T Series					
					4111(3,4)T-3071.....Std Cylinder Assy	328.00				
					4110T-3077T.....Standard Arm	88.00	210.00			247.00
					4110T-3038.....Standard Track	55.00				
					4110T-3038B.....Track w/Bumper	65.00				
					4110T-3038H.....Track w/Hold Open	75.00				

4110T Series continued on next page

PARTS & ACCESSORIES

PRICE LIST

PARTS & ACCESSORIES	STANDARD POWDER COAT FINISHES AL (689) DKBRZ (695) BRASS (696) LTBRZ (691) STAT (690) BLACK (693)	PLATED FINISHES			PARTS & ACCESSORIES	STANDARD POWDER COAT FINISHES ANCLR ANDKB	PLATED FINISHES		
		US26D	US 3 US 4 US 10	US 11 US 15 US 26			US26D	US 3 US 4 US 10	US 11 US 15 US 26
4410HSA Series									
4414HSA-3071.....Std Cylinder Assy	942.00				4511-3071DEL.....Del Action Cylinder Assy	380.00			
4414HSA-3071/18G.....Std Cyl. Assy w/18G	942.00				4510-3077EDA.....EDA Arm	130.00	345.00	430.00	
4414HSA-3971.....Cylinder Only	851.00				4510-72MC.....Metal Cover	35.00	190.00	235.00	
4410HSA-3077.....Reg Arm	116.00	346.00	436.00		4510-TORX.....Screw Pack	36.00	67.00	77.00	
4410HSA-3077L.....Long Arm	147.00	375.00	465.00		4510-TBTRX.....Screw Pack	36.00	67.00	77.00	
4410HSA-72MC.....Metal Cover	84.00	294.00	346.00		4510-18.....Plate	75.00	259.00	305.00	
4410HSA-WMS.....Screw Pack	21.00	42.00	52.00		4510-31.....Cover Screw	2.50			
4410HSA-TBWMS.....Screw Pack	21.00	42.00	52.00		4510-159.....Arm Screw	2.50			
4410HSA-TORX.....Screw Pack	36.00	67.00	77.00		4510-Flat Box.....Flat Box w/Label	4.00			
4410HSA-TBTRX.....Screw Pack	36.00	67.00	77.00		4510-Instruction Sheet.....Instruction Sheet	3.00			
4410HSA-18.....Plate	165.00	285.00	370.00		4510-Rebox Kit.....Box & Instruction Sheet	5.00			
4410HSA-18G.....Mounting Plate	165.00	285.00	370.00		4510T Series				
4410HSA-31.....Cover Screw	2.50				4511(3,4)T-3071.....Std Cylinder Assy	340.00			
4410HSA-77.....Arm & Forearm	107.00				4511(3,4)T-3071AVB.....AVB Cylinder Assy	360.00			
4410HSA-77L.....Long Arm & Forearm	112.00				4510T-3077T.....Standard Arm	143.00	268.00	306.00	
4410HSA-79.....Rod & Shoe	25.00	82.00	117.00		4510T-3038.....Standard Track	85.00			
4410HSA-79L.....Long Rod & Shoe	40.00	100.00	130.00		4510T-72MC.....Metal Cover	35.00	190.00	235.00	
4410HSA-83H.....H Arm Screw	2.50				4510T-TORX.....Screw Pack	36.00	67.00	77.00	
4410HSA-159.....Arm Screw	2.50				4510T-TBTRX.....Screw Pack	36.00	67.00	77.00	
4410HSA-3210.....Transformer	65.00				4510T-18.....Plate	75.00	259.00	305.00	
4410HSA-3428.....Scanner Module	150.00				4510T-31.....Cover Screw	2.50			
4410HSA-3430.....HSA Solenoid Harness	7.00				4510T-159.....Arm Screw	2.50			
4410HSA-3431.....Input Harness	6.00				4510T-3034.....Track Roller	25.00			
4410HSA-3448.....HSA PCB Module	22.00				4510T-Flat Box.....Flat Box w/Label	4.00			
4410HSA-Flat Box.....Flat Box w/Label	4.00				4510T-Instruction Sheet.....Instruction Sheet	3.00			
4410HSA-Instruction Sheet.....Instruction Sheet	3.00				4510T-Rebox Kit.....Box & Instruction Sheet	5.00			
4410HSA-Rebox Kit.....Box & Instruction Sheet	5.00				4630 Series				
4410ME Series									
4414ME-3071.....Std Cylinder Assy	862.00				4631-3071.....Std Cylinder Assy	4870.00			
4414ME-3071/18G.....Std Cyl. Assy w/18G	862.00				4631-3071CS.....Cyl Assy w/Conc I/O Switch	4870.00			
4414ME-3071B80.....B80 Cylinder Assy	942.00				4631-3971.....Cylinder Only	1770.00			
4414ME-3071B80G.....B80 Cyl. Assy w/18G	942.00				4630-3077T.....Standard Arm	129.00	251.00	299.00	
4414ME-3071B140.....B140 Cylinder Assy	942.00				4630-3038.....Standard Track	55.00			
4414ME-3071B140G.....B140 Cyl. Assy w/18G	942.00				4630-72MC.....Metal Cover	125.00	350.00	405.00	
4414ME-3971.....Cylinder Only	771.00				4630-WMS.....Screw Pack (incl -3034)	70.00	90.00	100.00	
4414ME-3971B80.....B80 Cylinder Only	851.00				4630-TBWMS.....Screw Pack (incl -3034)	70.00	90.00	100.00	
4414ME-3971B140.....B140 Cylinder Only	851.00				4630-TORX.....Screw Pack (incl -3034)	85.00	105.00	115.00	
4410ME-3077.....Reg Arm	116.00	346.00	436.00		4630-TBTRX.....Screw Pack (incl -3034)	85.00	105.00	115.00	
4410ME-3077L.....Long Arm	147.00	375.00	465.00		4630-31.....Cover Screw	2.50			
4410ME-72MC.....Metal Cover	84.00	294.00	346.00		4630-61.....Spacer	12.00			
4410ME-WMS.....Screw Pack	21.00	42.00	52.00		4630-73.....End Cap	8.00			
4410ME-TBWMS.....Screw Pack	21.00	42.00	52.00		4630-78.....Arm & Tube	65.00	164.00	314.00	
4410ME-TORX.....Screw Pack	36.00	67.00	77.00		4630-82.....Rod	54.00	125.00	159.00	
4410ME-TBTRX.....Screw Pack	36.00	67.00	77.00		4630-83H.....H Arm Screw	2.50			
4410ME-18.....Plate	165.00	285.00	370.00		4630-141-2.....Plug	2.50			
4410ME-18G.....Mounting Plate	165.00	285.00	370.00		4630-155-1.....Caution Decal	5.00			
4410ME-31.....Cover Screw	2.50				4630-155-2.....Activation Decal	5.00			
4410ME-77.....Arm & Forearm	107.00				4630-159.....Arm Screw	2.50			
4410ME-77L.....Long Arm & Forearm	112.00				4630-334.....End Cap	38.00			
4410ME-79.....Rod & Shoe	25.00	82.00	117.00		4630-334-2.....End Cap, Plain	38.00			
4410ME-79L.....ME Long Rod	40.00	100.00	130.00		4630-334CS.....End Cap, Concealed Switch	38.00			
4410ME-83H.....H Arm Screw	2.50				4630-425.....Roller Lock Screw	4.00			
4410ME-159.....Arm Screw	2.50				4630-480.....Shaft Extension	48.00			
4410ME-3210.....Transformer	65.00				4630-3018.....Mounting Plate Assy	2850.00			
4410ME-3351.....ME Switch Assy	150.00				4630-3034.....Track Roller	25.00			
4410ME-3354.....ME Wire Harness	15.00				4630-3179-1.....On/Off Switch Assy	45.00			
4410ME-3431.....Input Harness	6.00				4630-3179-2.....Hold Open Switch Assy	45.00			
4410ME-Flat Box.....Flat Box w/Label	4.00				4630-3180.....I/O Board Assy	305.00			
4410ME-Instruction Sheet.....Instruction Sheet	3.00				4630-3454.....Motor/Clutch Assy	1450.00			
4410ME-Rebox Kit.....Box & Instruction Sheet	5.00				4630-3462.....Controller Assy	1650.00			
4510 Series									
4511(6)-3071.....Std Cylinder Assy	340.00				4630-3498-1.....Ribbon Cable Connector	22.00			
4511(6)-3071AVB.....AVB Cylinder Assy	360.00				4630-3498-2.....A/C Power Cable	45.00			
					4630-Flat Box.....Flat Box w/Label	4.00			
					4630-Instruction Sheet.....Instruction Sheet	3.00			
					4630-Rebox Kit.....Box & Instruction Sheet	5.00			

4630 Series continued on next page

PARTS & ACCESSORIES

PRICE LIST

PARTS & ACCESSORIES	STANDARD POWDER COAT FINISHES ANCLR ANDKB	PLATED FINISHES			PARTS & ACCESSORIES	STANDARD POWDER COAT FINISHES ANCLR ANDKB	PLATED FINISHES		
		US26D	US 3 US 4 US 10	US 11 US 15 US 26			US26D	US 3 US 4 US 10	US 11 US 15 US 26
4640 Series									
4642-3071.....Std Cylinder Assy	4850.00				4822-3071/18G.....Std Cylinder Assy w/18G	1630.00			
4642-3071CS.....Cyl Assy w/Conc I/O Switch	4850.00				4822-3971.....Cylinder Only	1575.00			
4642-3971.....Cylinder Only	1750.00				4820-3077.....Reg Arm	125.00	373.00		465.00
4640-3077.....Reg Arm	116.00	353.00	440.00		4820-3077L.....Long Arm	145.00	397.00		488.00
4640-3077L.....Long Arm	141.00	378.00	465.00		4820-72MC.....Metal Cover	125.00	313.00		366.00
4640-72MC.....Metal Cover	125.00	350.00	405.00		4820-WMS.....Screw Pack	21.00	42.00		52.00
4640-WMS.....Screw Pack	45.00	65.00	75.00		4820-TBWMS.....Screw Pack	21.00	42.00		52.00
4640-TBWMS.....Screw Pack	45.00	65.00	75.00		4820-18.....Plate	195.00	315.00		397.00
4640-TORX.....Screw Pack	60.00	80.00	90.00		4820-18G.....Plate	195.00	315.00		397.00
4640-TBTRX.....Screw Pack	60.00	80.00	90.00		4820-31.....Cover Screw	2.50			
4640-31.....Cover Screw	2.50				4820-31L.....Long Cover Screw	2.50			
4640-77.....Arm & Forearm	108.00	243.00	281.00		4820-77.....Arm & Forearm	108.00	243.00		281.00
4640-79.....Rod & Shoe	25.00	82.00	117.00		4820-79.....Rod & Shoe	25.00	82.00		117.00
4640-79LR.....Long Rod & Shoe	50.00	103.00	137.00		4820-79LR.....Long Rod & Shoe	50.00	103.00		137.00
4640-83.....Arm Screw	2.50				4820-83.....Arm Screw	2.50			
4640-155-1.....Caution Decal	5.00				4820-155-1.....Caution Decal	5.00			
4640-155-2.....Activation Decal	5.00				4820-155-2.....Activation Decal	5.00			
4640-159.....Arm Screw	2.50				4820-159.....Arm Screw	2.50			
4640-334.....End Cap	38.00				4820-163.....Cover Insert	5.00			
4640-334-2.....End Cap, Plain	38.00				4820-182.....Stand Off	12.00			
4640-334CS.....End Cap, Concealed Switch	38.00				4820-334.....Cover End Cap	11.00			
4640-480.....Shaft Extension	48.00				4820-3377.....DPS Conversion Kit	367.00			
4640-3018.....Mounting Plate Assy	2850.00				4820-Flat Box.....Flat Box w/Label	4.00			
4640-3179-1.....On/Off Switch Assy	45.00				4820-Instruction Sheet.....Instruction Sheet	3.00			
4640-3179-2.....Hold Open Switch Assy	45.00				4820-Rebox Kit.....Box & Instruction Sheet	5.00			
4640-3180.....I/O Board Assy	305.00				4840 Series				
4640-3454.....Motor/Clutch Assy	1450.00				4841-3071.....Std Cylinder Assy	1630.00			
4640-3462.....Controller Assy	1650.00				4841-3971.....Cylinder Only	1575.00			
4640-3498-1.....Ribbon Cable Connector	22.00				4840-3077EDA.....EDA Arm	165.00	399.00		494.00
4640-3498-2.....A/C Power Cable	45.00				4840-3077CNS.....Cush Arm	195.00	426.00		519.00
4640-Flat Box.....Flat Box w/Label	4.00				4840-3077SCNS.....Spring Cush Arm	245.00	478.00		570.00
4640-Instruction Sheet.....Instruction Sheet	3.00				4840-72MC.....Metal Cover	125.00	313.00		366.00
4640-Rebox Kit.....Box & Instruction Sheet	5.00				4840-WMS.....Screw Pack	21.00	42.00		52.00
4810 Series									
4811-3071.....Std Cylinder Assy	1655.00				4840-TBWMS.....Screw Pack	21.00	42.00		52.00
4811-3971.....Cylinder Only	1575.00				4840-30.....Cush Shoe Support	21.00	61.00		75.00
4810-3077T.....Standard Arm	137.00	261.00	314.00		4840-31.....Cover Screw	2.50			
4810-3038.....Standard Track	55.00				4840-31L.....Long Cover Screw	2.50			
4810-72MC.....Metal Cover	125.00	313.00	366.00		4840-61.....Spacer	23.00	63.00		77.00
4810-WMS.....Screw Pack (incl -3034)	46.00	67.00	78.00		4840-124.....Plug	2.50			
4810-TBWMS.....Screw Pack (incl -3034)	46.00	67.00	78.00		4840-155-1.....Caution Decal	5.00			
4810-18.....Plate	195.00	315.00	397.00		4840-155-2.....Activation Decal	5.00			
4810-31.....Cover Screw	2.50				4840-159.....Arm Screw	2.50			
4810-31L.....Long Cover Screw	2.50				4840-163.....Cover Insert	5.00			
4810-61.....Spacer	12.00				4840-182.....Stand Off	12.00			
4810-73.....End Cap	8.00				4840-201.....Spacer	4.00			
4810-78.....Arm & Tube	65.00	164.00	314.00		4840-334.....Cover End Cap	11.00			
4810-82.....Rod	54.00				4840-419.....Panel Adapter	55.00	143.00		159.00
4810-83H.....H Arm Screw	2.50				4840-459.....Door Loop Kit	121.00			
4810-141-2.....Plug	2.50				4840-460.....Pneumatic Hinge	462.00			
4810-155-1.....Caution Decal	5.00				4840-3080.....Spring Cush Block	55.00			
4810-155-2.....Activation Decal	5.00				4840-Flat Box.....Flat Box w/Label	4.00			
4810-159.....Arm Screw	2.50				4840-Instruction Sheet.....Instruction Sheet	3.00			
4810-163.....Cover Insert	5.00				4840-Rebox Kit.....Box & Instruction Sheet	5.00			
4810-182.....Stand Off	12.00				5010 Series				
4810-334.....Cover End Cap	11.00				5011(2,3,4,5,6)-3071.....Std Cylinder Assy	388.00			
4810-425.....Roller Lock Screw	4.00				5011(2,3,4,5)-3071DEL.....Del Act Cyl Assy	428.00			
4810-3034.....Track Roller	25.00				5010-3077.....Reg Arm	114.00	346.00		436.00
4810-Flat Box.....Flat Box w/Label	4.00				5010-3049.....Hold Open Arm	144.00	375.00		465.00
4810-Instruction Sheet.....Instruction Sheet	3.00				5010-WMS.....Screw Pack	21.00	61.00		75.00
4810-Rebox Kit.....Box & Instruction Sheet	5.00				5010-TORX.....Screw Pack	36.00	67.00		77.00
4820 Series									
4822-3071.....Std Cylinder Assy	1630.00				5010-11.....Finish Plate	49.00	191.00		340.00
<i>5010 Series continued on next page</i>									
5010 Series									
<i>5010 Series continued on next page</i>									

PARTS & ACCESSORIES

PRICE LIST

PARTS & ACCESSORIES	STANDARD POWDER COAT FINISHES <i>AL (689) DKBRZ (695) BRASS (696) LTBRZ (691) STAT (690) BLACK (693)</i>	PLATED FINISHES			PARTS & ACCESSORIES	STANDARD POWDER COAT FINISHES <i>ANCLR ANDKB</i>	PLATED FINISHES	
		US26D	US 3 US 4 US 10	US 11 US 15 US 26				
<i>5010 Series continued</i>								
5010-41.....	Hold Open Nut	6.00			9130-3038.....	Track	65.00	
5010-45.....	Hold Open Shoe	21.00			9130-72MC*.....	Metal Cover	137.00	
5010-48.....	Hold Open Forearm	61.00			9130-72FC*.....	Full Metal Cover	231.00	
5010-49.....	Hold Open Main Arm	57.00			9130-MS.....	Screw Pack	21.00	
5010-77.....	Arm & Forearm	107.00			9130-73.....	Track End Cap	8.00	
5010-79.....	Rod & Shoe	25.00	82.00	117.00	9130-163.....	Cover Insert	11.00	
5010-79H.....	H Rod & Shoe	25.00	82.00	117.00	9130-163-1.....	Cover End Cap Insert	11.00	
5010-83.....	Arm Screw	2.50			9130-334.....	Cover End Cap	38.00	
5010-83H.....	H Arm Screw	2.50			9130-360.....	.24v SO Kit	22.00	
5010-95.....	Arm Stud	12.00			9130-3018.....	Mounting Bracket	131.00	
5010-159.....	Arm Screw	2.50			9130-3155.....	Label Kit	25.00	
5010-3002.....	Mounting/Finish Plate	63.00			9130-3034.....	Track Roller	30.00	
5010-Flat Box.....	Flat Box w/Label	4.00			9130-3351-1.....	Switch Bracket 29"	60.00	
5010-Instruction Sheet.....	Instruction Sheet	3.00			9130-3351-2.....	Switch Bracket 41"	60.00	
5010-Rebox Kit.....	Box & Instruction Sheet	5.00			9130-3351-3.....	Switch Bracket 51"	60.00	
5030 Series								
5031(3,4,5,6)-3071.....	Std Cylinder Assy	822.00	1060.00	1140.00	9130-3454.....	Motor Gearbox Assembly	1680.00	
5031(3,4,5,6)-3971.....	Cylinder Only	762.00			9130-3454S.....	Motor Gearbox Assembly w/Switch	1680.00	
5030-3077.....	Reg Arm	114.00	346.00	436.00	9130-3462SC.....	Standard Control Box	1155.00	
5030-3049.....	Hold Open Arm	144.00	375.00	465.00	9130-3498-2A.....	A/C Power Cable - 29"	37.00	
5030-WMS.....	Screw Pack	21.00	61.00	75.00	9130-3498-2B.....	A/C Power Cable - 42"	37.00	
5030-TORX.....	Screw Pack	36.00	67.00	77.00	9130-3498-2C.....	A/C Power Cable - 52"	37.00	
5030-37.....	Hold Open Stud	23.00			9130-Rebox Kit.....	Box & Instruction Sheet	5.00	
5030-41.....	Hold Open Nut	6.00			9140 Series - (ANCLR or ANDKB only)			
5030-48.....	Hold Open Forearm	61.00			9140-3077.....	Regular Arm	135.00	
5030-49.....	Hold Open Main Arm	57.00	140.00	159.00	9140-3077L.....	Long Arm	140.00	
5030-77.....	Arm & Forearm	107.00			9140-72MC*.....	Metal Cover	137.00	
5030-79.....	Rod & Shoe	25.00	82.00	117.00	9140-72FC*.....	Full Metal Cover	231.00	
5030-79H.....	H Rod & Shoe	25.00	82.00	117.00	9140-MS.....	Screw Pack	21.00	
5030-83.....	Arm Screw	2.50			9140-77.....	Main Arm	103.00	
5030-83H.....	H Arm Screw	2.50			9140-79.....	Rod	21.00	
5030-159.....	Arm Screw	2.50			9140-79LR.....	Long Rod	42.00	
5030-416.....	Wood Clip Set	143.00	205.00	257.00	9140-163.....	Cover Insert	11.00	
5030-417.....	Wood Clip Set	143.00	205.00	257.00	9140-163-1.....	Cover End Cap Insert	11.00	
5030-3002.....	Mounting/Finish Plate	134.00	261.00	313.00	9140-334.....	Cover End Cap	38.00	
5030-Flat Box.....	Flat Box w/Label	4.00			9140-360.....	.24v SO Kit	22.00	
5030-Instruction Sheet.....	Instruction Sheet	3.00			9140-3018.....	Mounting Bracket	131.00	
5030-Rebox Kit.....	Box & Instruction Sheet	5.00			9140-3155.....	Label Kit	25.00	
6030 Series								
6031(2,3,4,5)-3071.....	Std Cylinder Assy	965.00	1185.00	1315.00	9140-3351-1.....	Switch Bracket 29"	60.00	
6031(2,3,4,5)-3971.....	Cylinder Only	885.00			9140-3351-2.....	Switch Bracket 41"	60.00	
6030-3077T.....	Standard Arm	174.00	320.00	415.00	9140-3351-3.....	Switch Bracket 51"	60.00	
6030-3038B.....	Track w/Bumper	65.00			9140-3454.....	Motor Gearbox Assembly	1680.00	
6030-3038HB.....	Track w/Hold Open & Bumper	85.00			9140-3454S.....	Motor Gearbox Assembly w/Switch	1680.00	
6030-WMS.....	Screw Pack (incl -3034)	46.00	67.00	78.00	9140-3462SC.....	Standard Control Box	1155.00	
6030-TORX.....	Screw Pack (incl -3034)	61.00	82.00	93.00	9140-3498-2A.....	A/C Power Cable - 29"	37.00	
6030-83.....	Arm Screw	2.50			9140-3498-2B.....	A/C Power Cable - 42"	37.00	
6030-157.....	Snubber	15.00			9140-3498-2C.....	A/C Power Cable - 52"	37.00	
6030-159.....	Arm Screw	2.50			9140-Rebox Kit.....	Box & Instruction Sheet	5.00	
6030-169.....	Bumper Assy	19.00			9150 Series - (ANCLR or ANDKB only)			
6030-416.....	Wood Clip Set	143.00	205.00	257.00	9150-3077.....	Regular Arm	135.00	
6030-425.....	Roller Lock Screw	4.00			9150-3077L.....	Long Arm	140.00	
6030-3002.....	Mounting/Finish Plate	176.00	195.00	358.00	9150-72MC*.....	Metal Cover	231.00	
6030-3034.....	Track Roller	30.00			9150-MS.....	Screw Pack	21.00	
6030-3034H.....	Hold Open Track Roller	30.00			9150-77.....	Main Arm	103.00	
6030-3054.....	Hold Open Clip	26.00			9150-79.....	Rod	21.00	
6030-Flat Box.....	Flat Box w/Label	4.00			9150-79LR.....	Long Rod	42.00	
6030-Instruction Sheet.....	Instruction Sheet	3.00			9150-163.....	Cover Insert	11.00	
6030-Rebox Kit.....	Box & Instruction Sheet	5.00			9150-163-1.....	Cover End Cap Insert	11.00	
9130 Series - (ANCLR or ANDKB only)								
9130-3077T.....	Standard Arm	175.00			9150-334.....	Cover End Cap	38.00	
9130-3077PLCM.....	Standard Arm w/Track	232.00			9150-360.....	.24v SO Kit	22.00	
<i>9150 Series continued on next page</i>								

PARTS & ACCESSORIES

PRICE LIST

PARTS & ACCESSORIES	STANDARD POWDER COAT FINISHES	PLATED FINISHES		PARTS & ACCESSORIES	STANDARD POWDER COAT FINISHES	PLATED FINISHES	
	ANCLR ANDKB				ANCLR ANDKB		

9150 Series continued

9150-3454	Motor Gearbox Assembly	1680.00
9150-3454S	Motor Gearbox Assembly w/Switch	1680.00
9150-3462SC	Standard Control Box	1155.00
9150-3498-2A	A/C Power Cable	37.00
9150-Rebox Kit	Box & Instruction Sheet	5.00

9530 Series - (ANCLR or ANDKB only)

9530-3077T	Standard Arm	255.00
9530-3077PLCM	Standard Arm w/Track	320.00
9530-3038	Track	65.00
9530-3572HL*	Header Asy	315.00
9530-3572DD*	Double Door Header Assy	535.00
9530-MS	Screw Pack	21.00
9530-11A	Spindle Plate - 2 3/4"	70.00
9530-11B	Spindle Plate - 3 3/4"	70.00
9530-12*	Blank Filler Plate	85.00
9530-18*	Mounting Plate**	72.00 / ft
**Add 3 1/2" if Using Angled Brackets		
9530-73	Track End Cap	8.00
9530-275	Mounting Bracket - 2 3/4"	95.00
9530-334	Header Endcap	41.00
9530-334-1	Angled Bracket	147.00
9530-334-2	End Dress Plate	70.00
9530-375	Mounting Bracket - 3 3/4"	95.00
9530-511*	Dress Plate Extrusion Only	16.00 / ft
9530-518	Cable/Parts Bag	85.00
9530-572*	Header Extrusion Only	50.00 / ft
9530-572HL*	Header Only	202.00
9530-572DD*	Double Door Header Only	427.00
9530-3018	Rear Mount Bracket	93.00
9530-3034	Track Roller	30.00
9530-3155	Label Kit	25.00
9530-3454	Motor Gearbox (Std Force)	2100.00
9530-3462	Controller	1365.00

9540 Series - (ANCLR or ANDKB only)

9540-3077	Regular Arm	235.00
9540-3077L	Long Arm	240.00
9540-3572HL*	Header Asy	315.00
9540-3572DD*	Double Door Header Assy	535.00
9540-MS	Screw Pack	21.00
9540-11A	Spindle Plate - 2 3/4"	70.00
9540-11B	Spindle Plate - 3 3/4"	70.00
9540-12*	Blank Filler Plate	85.00
9540-18*	Mounting Plate**	72.00 / ft
**Add 3 1/2" if Using Angled Brackets		
9540-77	Main Arm	176.00
9540-79	Rod	51.00
9540-79LR	Long Rod	56.00
9540-82	Rod	34.00
9540-82L	Long Rod	34.00
9540-275	Mounting Bracket - 2 3/4"	95.00
9540-334	Header Endcap	41.00
9540-334-1	Angled Bracket	147.00
9540-334-2	End Dress Plate	70.00
9540-375	Mounting Bracket - 3 3/4"	95.00
9540-511*	Dress Plate Extrusion Only	16.00 / ft
9540-518	Cable/Parts Bag	85.00
9540-572*	Header Extrusion Only	50.00 / ft
9540-572HL*	Header Only	202.00
9540-572DD*	Double Door Header Only	427.00
9540-3018	Rear Mount Bracket	93.00
9540-3155	Label Kit	25.00
9540-3454	Motor Gearbox (Std Force)	2100.00
9540-3462	Controller	1365.00

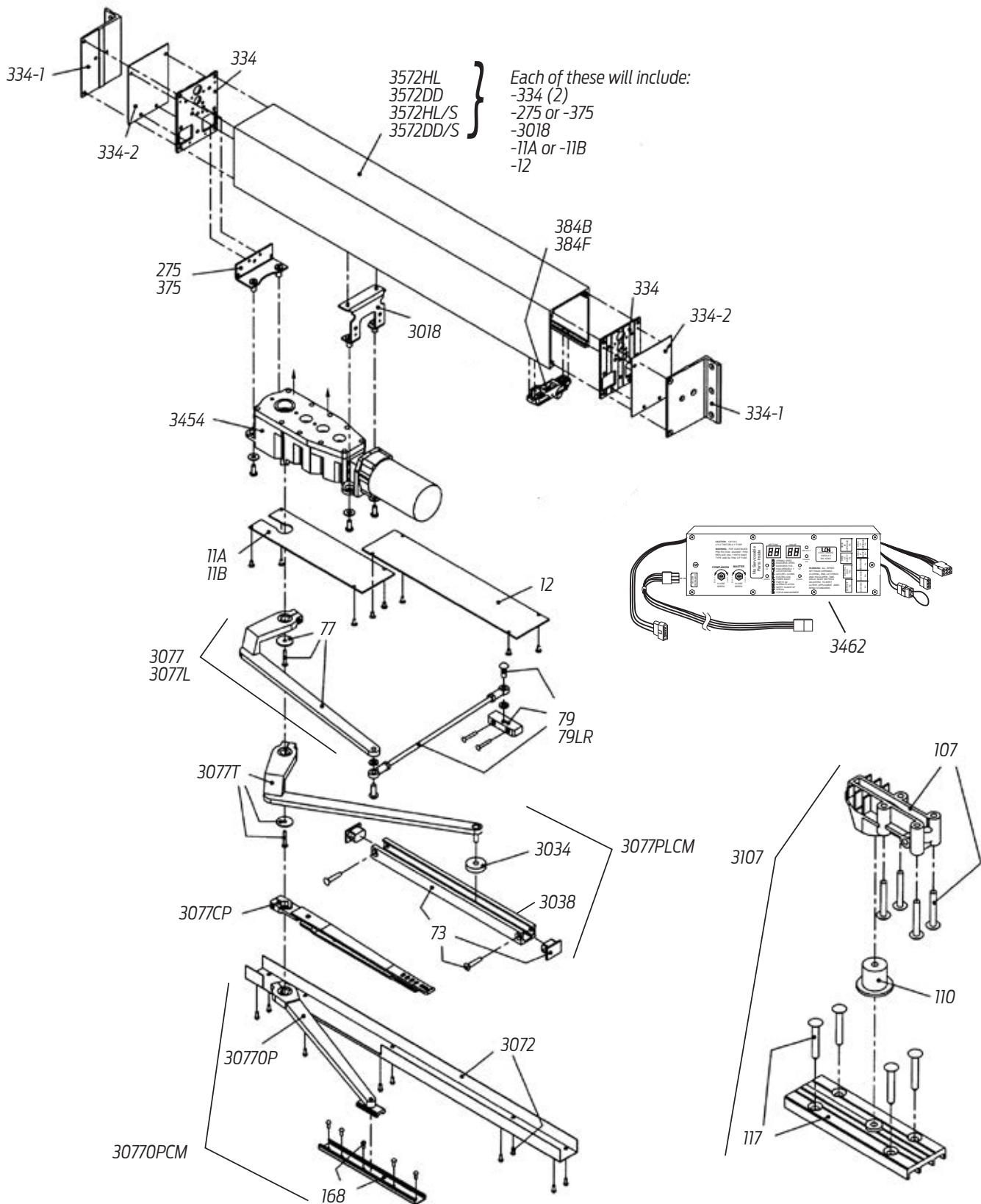
9550 Series - (ANCLR or ANDKB only)

9550-3077	Regular Arm	235.00
9550-3077L	Long Arm	240.00
9550-3077T	Standard Arm	255.00
9550-3077PLCM	Standard Arm w/Track	320.00
9550-3038	Track	65.00
9550-3572HL*	Header Asy	535.00
9550-MS	Screw Pack	21.00
9550-11A	Spindle Plate - 2 3/4"	70.00
9550-11B	Spindle Plate - 3 3/4"	70.00
9550-12*	Blank Filler Plate	85.00
9550-18*	Mounting Plate**	72.00 / ft
**Add 3 1/2" if Using Angled Brackets		
9550-77	Main Arm	176.00
9550-79	Rod	51.00
9550-79LR	Long Rod	56.00
9550-82	Rod	34.00
9550-82L	Long Rod	34.00
9550-275	Mounting Bracket - 2 3/4"	95.00
9550-334	Header Endcap	41.00
9550-334-1	Angled Bracket	147.00
9550-334-2	End Dress Plate	70.00
9550-375	Mounting Bracket - 3 3/4"	95.00
9550-511	Dress Plate Extrusion Only	16.00 / ft
9550-518	Cable/Parts Bag	85.00
9550-572*	Header Extrusion Only	50.00 / ft
9550-572HL*	Header Only	427.00
9550-982	Companion Cable	64.00
9550-3018	Rear Mount Bracket	93.00
9550-3034	Track Roller	30.00
9550-3155	Label Kit	25.00
9550-3454	Motor Gearbox (Std Force)	2100.00
9550-3462	Controller	1365.00

9560 Series - (ANCLR or ANDKB only)

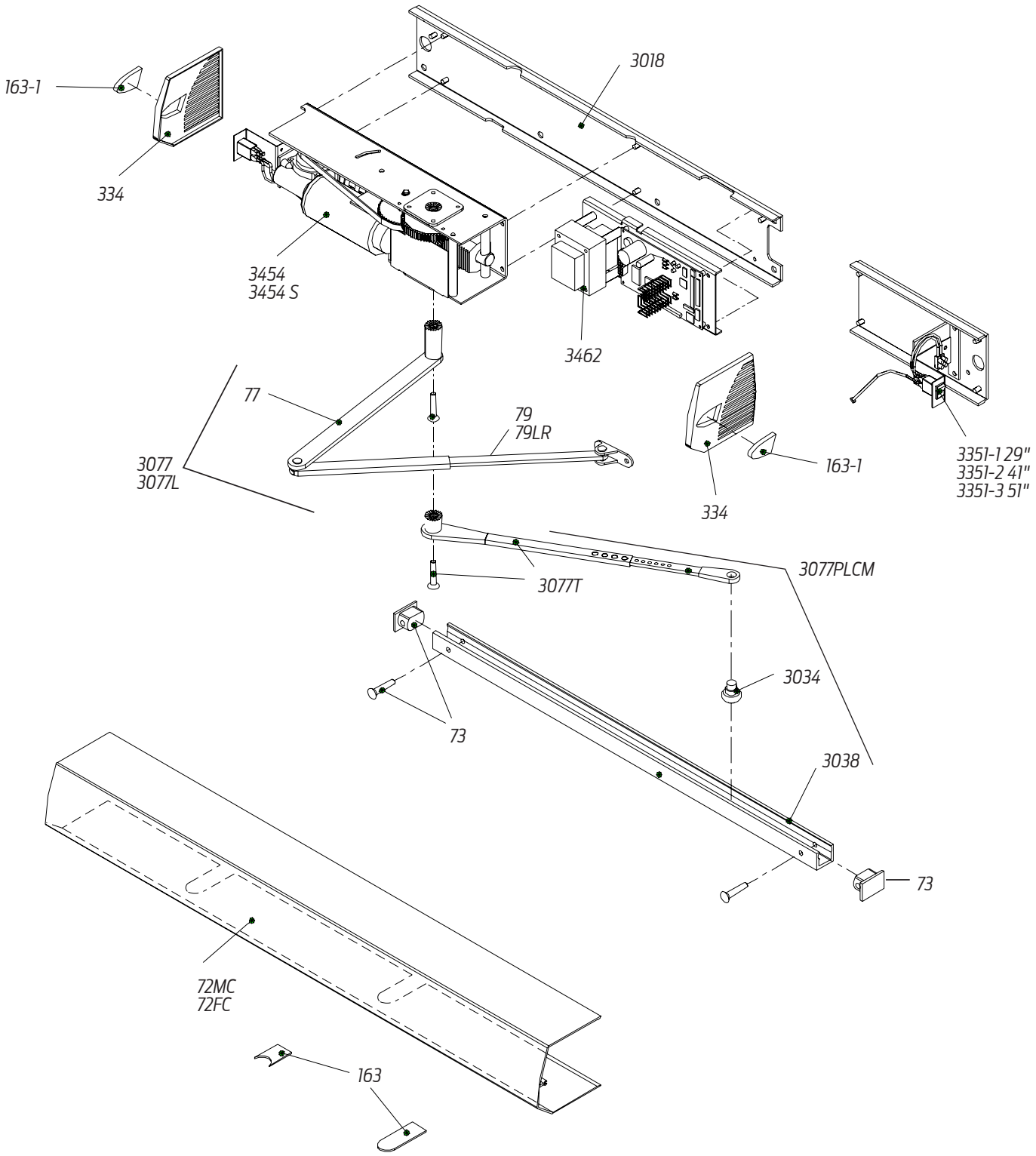
9560-3077	Regular Arm	235.00
9560-3077L	Long Arm	240.00
9560-3077T	Standard Arm	255.00
9560-3077PLCM	Standard Arm w/Track	320.00
9560-3038	Track	65.00
9560-3572HL*	Header Asy	535.00
9560-MS	Screw Pack	21.00
9560-11A	Spindle Plate - 2 3/4"	70.00
9560-11B	Spindle Plate - 3 3/4"	70.00
9560-12*	Blank Filler Plate	85.00
9560-18*	Mounting Plate**	72.00 / ft
**Add 3 1/2" if Using Angled Brackets		
9560-77	Main Arm	176.00
9560-79	Rod	51.00
9560-79LR	Long Rod	56.00
9560-82	Rod	34.00
9560-82L	Long Rod	34.00
9560-275	Mounting Bracket - 2 3/4"	95.00
9560-334	Header Endcap	41.00
9560-334-1	Angled Bracket	147.00
9560-334-2	End Dress Plate	70.00
9560-375	Mounting Bracket - 3 3/4"	95.00
9560-511*	Dress Plate Extrusion Only	16.00 / ft
9560-518	Cable/Parts Bag	85.00
9560-572*	Header Extrusion Only	50.00 / ft
9560-572HL*	Header Only	427.00
9560-3018	Rear Mount Bracket	93.00
9560-3034	Track Roller	30.00
9560-3155	Label Kit	25.00
9560-3454	Motor Gearbox (Std Force)	2100.00
9560-3462	Controller	1365.00

Senior Swing® Basic Parts Diagram (2800 / 9500 Series)



Benchmark Basic Parts Diagram

(9100 Series)



GLOSSARY OF ABBREVIATIONS

Arm Options

STD	- Standard Arm
REG	- Regular Arm
Rw/PA	- Regular Arm w/ Parallel Arm Shoe
Rw/62A	- Regular Arm w/ Auxiliary Parallel Arm Shoe
H	- Hold Open Arm
Hw/PA	- Hold Open Arm w/ Parallel Arm Shoe
HD	- Heavy Duty Arm (1460)
HDw/PA	- Heavy Duty Arm w/ Parallel Arm Shoe
LD	- Light Duty Arm
LDw/PA	- Light Duty Arm w/ Parallel Arm Shoe
LONG	- Long Arm
XLONG	- Extra Long Arm
HLONG	- Hold Open Long Arm
EDA	- Extra Duty Arm
EDAw/62G	- Extra Duty Arm w/ Thick Hub Shoe
HEDA	- Hold Open Extra Duty Arm
HEDAw/62G	- Hold Open Extra Duty Arm w/ 62G
CUSH (CNS)	- Cush -n- Stop Arm
HCUSH (HCNS)	- Hold Open Cush -n- Stop Arm
SCUSH (SCNS)	- Spring Cush -n- Stop Arm
SHCUSH (SHCNS)	- Spring Hold Open Cush -n- Stop Arm
SF	- Swing Free Arm (4310ME)
DE	- Double Egress Arm
FL	- Fusible Link Arm

Cylinder Options

STD	- Standard Cylinder
DEL (DA)	- Delay Action Cylinder
AVB	- Advanced Variable Backcheck
B80	- Bypass 80 Degree ME Cylinder
B140	- Bypass 140 Degree ME Cylinder
TEL	- Telephone Cylinder (4010/4020/4110)

Cover Options

STD	- Standard Plastic Cover
MC	- Metal Cover
FC	- Full Cover (1460)
DS (DS1)	- Designer Series Cover (1460)

Track Options

STD	- Standard Track
H	- Hold Open Track
BUMPER	- Track with Bumper
HBMP	- Hold Open Track with Bumper

Fastener Pack Options

WMS	- Wood & Machine Screws
TBWMS	- Thru-Bolt, Wood & Machine Screws
SRT	- Self Reaming & Tapping Screws
TBSRT	- Thru-Bolt, Self Reaming & Tapping Screws
TORX	- TORX Machine Screws
TBTRX	- Thru-Bolt, TORX Machine Screws

Finishes

AL	- Aluminum
DKBRZ	- Dark Bronze
BRASS	- Brass
LTBRZ	- Light Bronze
STAT	- Statuary
BLACK	- Black
MTLPC	- Bright Metallic
RAL	- Custom Finish Designation (RAL xxxx)
ANCLR	- Anodized Clear
ANDKB	- Anodized Dark Bronze

Swing Operator Terms

SF	- Standard Force Motor Gearbox
SC	- Standard Controller
POS	- Positive Mechanical Stop
BKY	- Breakaway Stop

Miscellaneous Terms

L	- Long
LR	- Long Rod
ELR	- Extra Long Rod
B80 or B140	- Bypass (Fire/Life Safety)
SRI	- Special Rust Inhibitor
SE	- Single Point Electronic (Fire/Life Safety)
ME	- Multi-Point Electronic (Fire/Life Safety)
PAH	- Parallel Arm Holder (PAH60)
ES	- Electric Strike (Control Boxes)
S (SEQ)	- Sequential (Control Boxes)
TJ	- Top Jamb
PA	- Parallel Arm
18G	- Flush Ceiling
T	- Track
DPS	- Door Position Switch (2210DPS)
FP	- Fire Protection Fluid

Header Options

Part	Extrusion (36" to 188") No Prep	Single Door* (36" to 49") Prepped	Door Pair (50" to 98") Prepped	Double Door Header** Prepped	Gearbox Brackets Included	Angle Brackets Included	End Caps Included	Filler Plates Included	Stop Prep*** Included
-572	X								
-572HL		X	X						
-572HL/S		X	X						X
-572DD				X					
-572DD/S				X					X
-3572HL		X	X		X	X	X	X	
-3572HL/S		X	X		X	X	X	X	X
-3572DD				X	X	X	X	X	
-3572DD/S				X	X	X	X	X	X

*2810, 9530 or 9540 only

**2850, 2860, 9550 or 9560 only

*** 2810, 2850 or 2860 only

A library of common wiring diagrams are available at no-charge for use in single and double door applications utilizing various configurations of Allegion door hardware products. These diagrams and much more can be accessed through our Knowledge Center tool at <http://kc.allegion.com/>, simply click on the link Common wiring diagrams.

Custom Wiring Diagrams

When common wiring diagrams do not meet the needs of the job requirements, Allegion offers a service to purchase custom wiring diagrams. All custom wiring diagrams include a point-to-point drawing, a riser diagram, and a detailed theory of operation. Custom wiring diagrams fall into two categories; Standard and Complex.

- Standard drawings: All Allegion products with a single opening and a basic theory of operation. These drawings will be quoted a NET \$250 for each drawing
- Complex drawings: Generic contacts, 3rd party components, complex relay logic, timer circuit logic, any other additional advanced logic. Drawings that fall under this type will receive a NET quote depending on the time required to complete the drawings at an hourly rate of \$200/hour with a \$250 minimum NET

How to Request a Quote for a Custom Wiring Diagram

- Custom wiring diagrams can only be ordered by and shipped to current Allegion Channel Partners
- Wiring Diagram Request Forms can be obtained by:
 - Sending an email request to Wiring.Diagram.Request@allegion.com
 - Using the online Distributor Portal under; My Support / Orders & Invoicing
 - Using the form located on the following page
- Once completed, email the completed request form to Wiring.Diagram.Request@allegion.com for processing
 - Be sure and include the following information to prevent delays to the request:
 - All supporting documentation for non-Allegion products
 - Hardware list with complete part numbers
 - Detailed Theory of operation for all openings
- Upon receipt the custom wiring coordinator will review and clarify the request as needed
- Once all clarifications are resolved a QUOTE#, NET pricing, and lead time will be assigned and communicated to the requestor within 1 business day
- QUOTE# is valid for 90 days
- A purchase order with the QUOTE# must be received for the wiring diagrams to be produced
 - Send the completed PO to Wiring.Diagram.Request@allegion.com
- Lead time is generally 2-3 weeks from time PO is received, more complex requests will have longer lead times
- Changes to the original request after a quote approval may incur additional charges and affect lead time
- Completed custom wiring diagrams will be emailed to the requestor

Notes

Wiring Diagram Request Form



ALLEGION™

Must be a Schlage Electronics, LCN, or Von Duprin Dealer

=====
Date ___/___/___ Project Name _____

Dealer/Distributor _____

Account # _____ Dealer Contact Name _____ Phone ____-____-____

=====
Provide a Primary Technical Contact _____ Phone ____-____-____
=====

Provide/Attach the Following

- All supporting documentation for all non-Allegion products.
 - Included hardware list with complete part numbers.
 - Detailed Theory of Operation for all openings.

Additional information that helps expedite the project:

Door Number; Door Size; Door Material;
Fire Rated Opening; Single/Pair; Double Egress; Interior/Exterior;
Interlocked Opening; Basic Floor Plan/Traffic Flow

=====
E-mail completed form and supporting documentation to

Wiring.Diagram.Request@allegion.com

Phone: 877-671-7011

LCN Limited Warranty

Subject to the terms and conditions of this limited warranty, Schlage Lock Company, LLC (the "Company") extends a limited warranty against defects in material and workmanship for its LCN branded product(s) identified in the Product Table below ("Products") as installed in the original location.

This limited warranty applies to Products purchased on or after **March 3, 2014**.

Product Table

4000 Series	30 Years
4050 Series	25 Years
1460 Series	30 Years
1450 Series	25 Years
1260 Series	20 Years
1250 Series	15 Years
Concealed, High Security (except 2210DPS)	15 Years
Automatic Operators; SE, ME, HSA, SEH Series; SEM Magnets; 2210 DPS (includes both electronic and mechanical components)	2 Years

Term: The limited warranty period for Products is as stated in the Product Table above. The "Commencement Date" for a limited warranty period shall be the date of Company's delivery to the original purchaser of the Products. Proof of Product purchase may be required by Company to confirm the Commencement Date.

What Company will do: Company may require proof of Product purchase in order to provide coverage under this limited warranty. As Company's only responsibility and user's only remedy under this limited warranty, Company will furnish a replacement Product upon receipt and confirmation by Company, in its sole opinion, that the Product has, in fact, failed due to a manufacturing defect under normal use and maintenance. In the event a replacement Product cannot be provided, Company will either provide a suitable replacement Product or a refund in the amount of the original purchase price.

What is not covered: The following costs, expenses, and damages are not covered by the provisions of this limited warranty: (i) labor costs including, but not limited to, such costs as removal and installation of Product; (ii) shipping and freight expenses required to return Product to Company; (iii) failures, defects, or damage caused by any third party product or service; (iv) any other incidental, consequential, indirect, special and/or punitive damages, whether based on contract, warranty, tort (including, but not limited to, strict liability or negligence), patent infringement, or otherwise, even if advised of the possibility of such damages.

The provisions of this limited warranty do not apply to Product that is: (i) not the proper size for the application for which the Product is used; (ii) not installed in accordance with Company's published Product installation instructions; (iii) installed with improper parts and/or incorrect parts (NOTE: It is recommended that Product be installed with LCN fasteners provided with Product); (iv) improperly stored, maintained, or operated; (v) modified, repaired, or altered in Company's sole opinion, in any manner, without the express written consent of Company; (vi) used for purposes for which the Product is not designed or intended; (vii) subjected to misuse, abuse, negligence, or accident; or (viii) subjected to improper temperature, humidity, or other environmental conditions.

Note: 900/7900 Series compressors are not manufactured by Company and are excluded from coverage under this limited warranty. For more information, parts, or repairs concerning the compressors, contact the compressor manufacturer directly at (269) 926-6171.

Additional Terms: This limited warranty is in lieu of all other warranties, express or implied. Company does not authorize any person to create for it any obligation or liability in connection with Product. Company's maximum liability hereunder is limited to the original purchase price of the Product. No action arising out any claimed breach of this limited warranty by Company may be brought by the user more than one (1) year after the cause of action has arisen.

How local law applies: This limited warranty gives you specific legal rights, and you may also have other rights as permitted by law. Some local laws do not allow limitations on how long an implied warranty lasts or the exclusions or limitation of incidental or consequential damages so the limitations or exclusions provided herein may not apply to you.

Program and Warranty Claims: If Product is to be claimed to be defective under this limited warranty, contact Customer Care at (877) 671-7011.

Note: Please contact LCN Customer Care prior to returning any product back to the factory. You will need prior authorization and an RMA for your return.

About Allegion

Allegion (NYSE: ALLE) creates peace of mind by pioneering safety and security. As a \$2 billion provider of security solutions for homes and businesses, Allegion employs more than 8,000 people and sells products in more than 120 countries across the world. Allegion comprises 27 global brands, including strategic brands CISA®, Interflex®, LCN®, Schlage® and Von Duprin®.

For more, visit www.allegion.com

aptiQ ■ LCN ■ **SCHLAGE** ■ STEELCRAFT ■ VON DUPRIN