

User Manual

Model Name : ID7SB

1. Overview and Specifications

(1) Overview

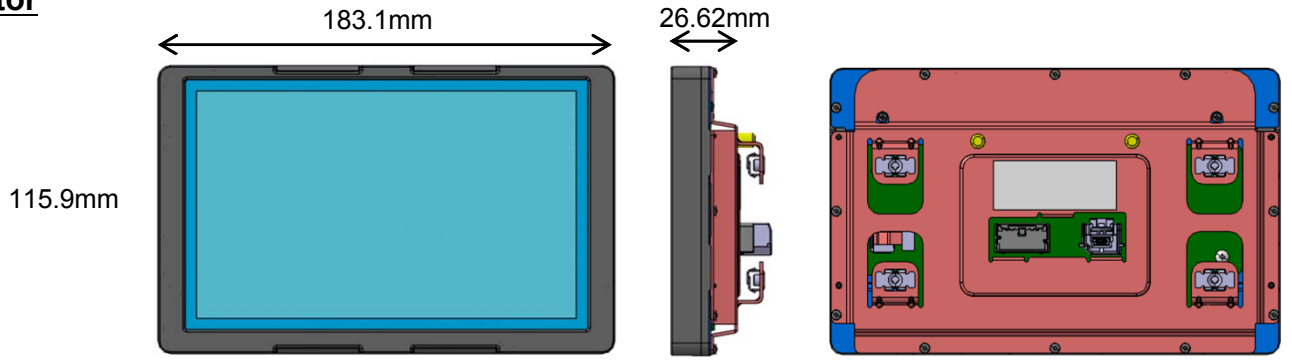
- 1) The Infotainment system provides Infotainment in your car, using the latest technology. See your dealer to have the system or software updated and upgraded.
- 2) The radio can be easily used by registering up to 25 FM or AM with the PRESET button[1 to 5] per every 5 pages.
- 3) The Infotainment system can play the USB storage device or iPod/iPhone products.
- 4) The Bluetooth phone connection function allows for the use of wireless hands-free Phone calls, as well as a phone music player. In addition, the WiFi function is provided.
- 5) Connect a portable music player to the auxiliary sound input to enjoy the rich sound of the Infotainment system.

(2) Specifications

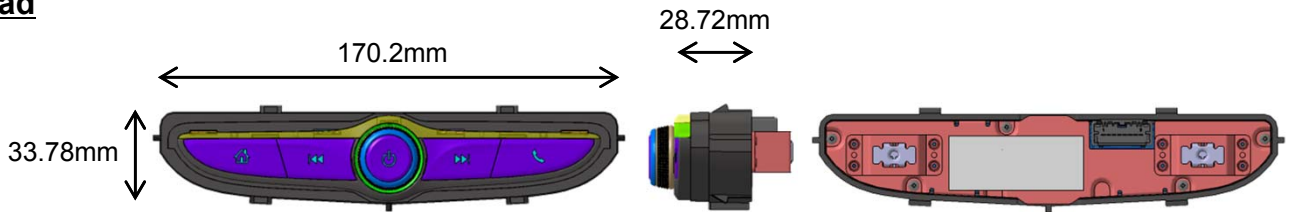
*Product

Item	Categories	Specifications	
Specification	Product Name	Silverbox RADIO ASM-RECEIVER	
	Model	ID7SB	
	Dimensions	Refer to image	
	Weight	Monitor	0.63kg
		Keypad	0.13kg
		Silver box	0.79kg(Base) 0.83kg(DAB)
	Power source	DC 12V	
Operational temperature range	-30 °C ~ 85 °C		

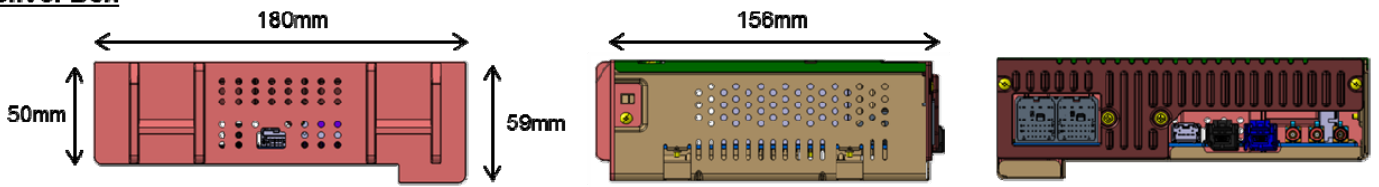
Monitor



Keypad



Silver Box



*RF specifications

[BT]

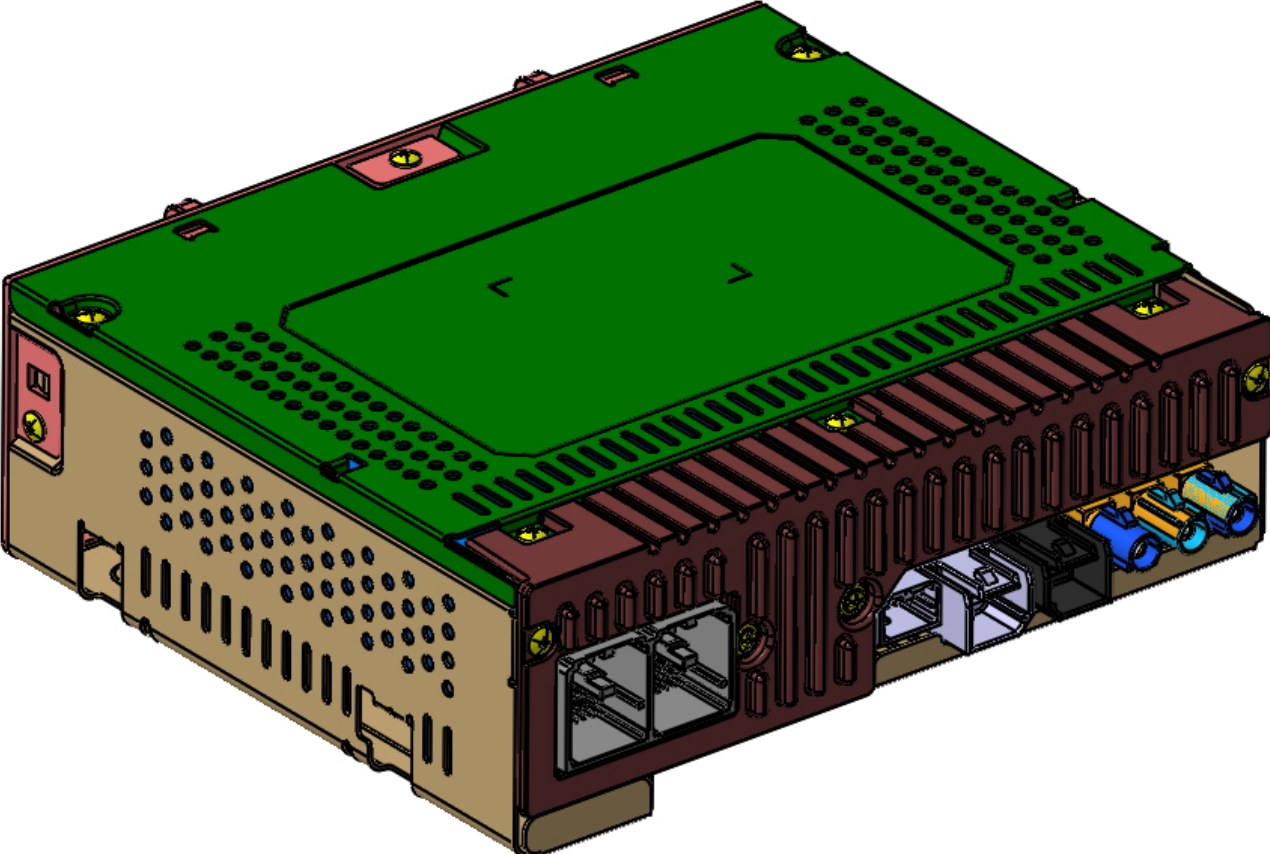
Item	Specifications	Unit
Frequency	2402 ~ 2480	MHz
Modulation Type	GFSK, $\pi/4$ DQPSK, 8 DPSK	
BT Power	8	dBm
Data rate	1 ~ 3	Mbps
Channel spacing	1	MHz
BT version	BT4.2 + EDR	MHz

*LE function in BT 4.2 isn't used in this device, being blocked by software.

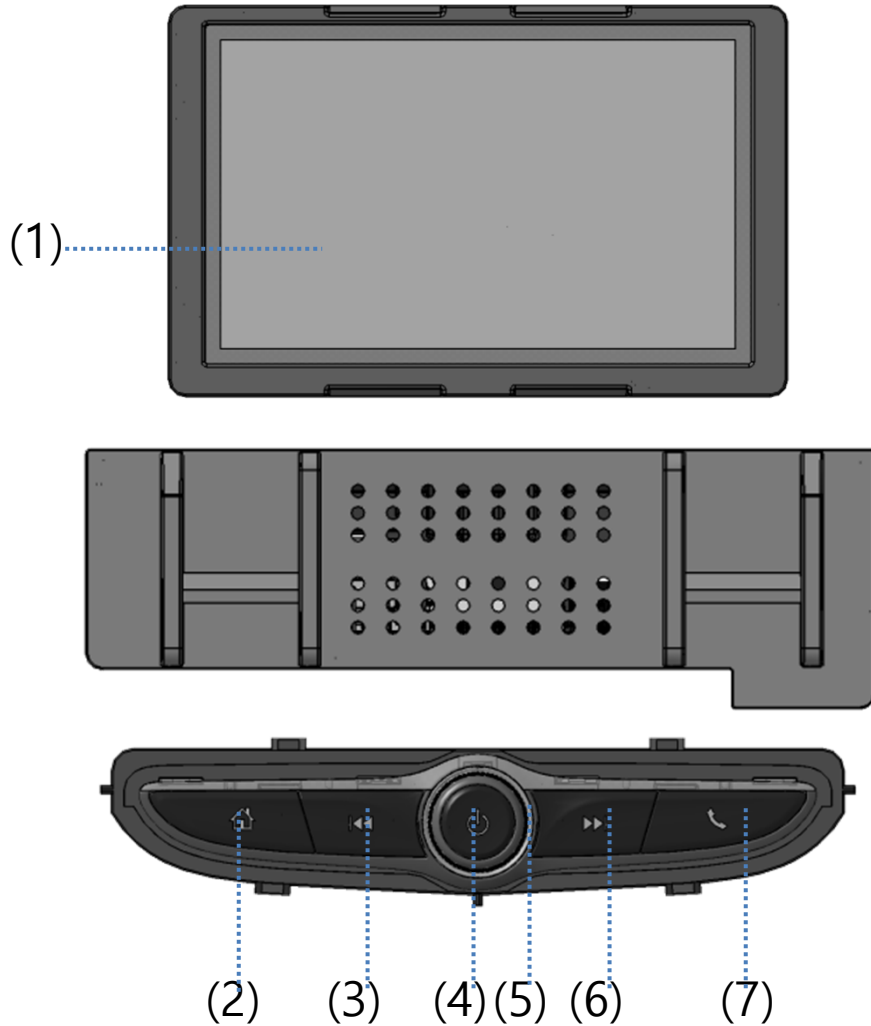
[Wi-Fi]


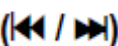


Item	Specifications	Unit	
Standard	IEEE 802.11 a/b/g/n/ac		
Frequency	2.4G	2412 ~ 2462 MHz	
	5G	5180 ~ 5240 5745 ~ 5825 MHz	
Bandwidth	20 / 40 / 80	MHz	
Data rate	2.4G	802.11 b 20M	1, 2, 5.5, 11 Mbps
		802.11 g 20M	6, 9, 12, 18, 24, 36, 48, 54 Mbps
		802.11 n 20M	6.5, 13, 19.5, 26, 39, 52, 58.5, 65 Mbps
		802.11 n 40M	13.5, 27, 40.5, 54, 81, 108, 121.5, 135 Mbps
	5G	802.11 a 20M	6, 9, 12, 18, 24, 36, 48, 54 Mbps
		802.11 n 20M	6.5, 13, 19.5, 26, 39, 52, 58.5, 65 Mbps
		802.11 n 40M	13.5, 27, 40.5, 54, 81, 108, 121.5, 135 Mbps
		802.11 ac 20M	6.5, 13, 19.5, 26, 39, 52, 58.5, 65, 78 Mbps
		802.11 ac 40M	13.5, 27, 40.5, 54, 81, 108, 121.5, 135 162, 180 Mbps
		802.11 ac 80M	29.3, 58.5, 87.8, 117, 175.5, 234 263.3, 292.5, 351, 390 Mbps
Modulation	CCK, BPSK, QPSK, 16-QAM, 64-QAM, 256-QAM		
Mode	AP, Station, AP and station coexistence		

2. Component

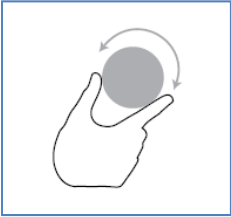
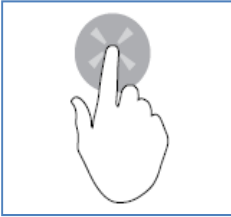


3. Operation

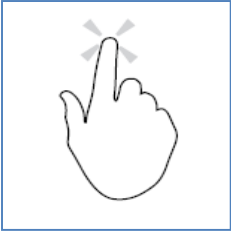

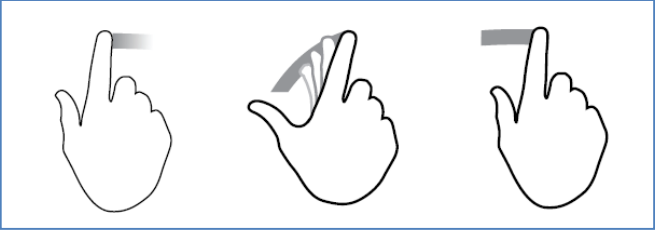
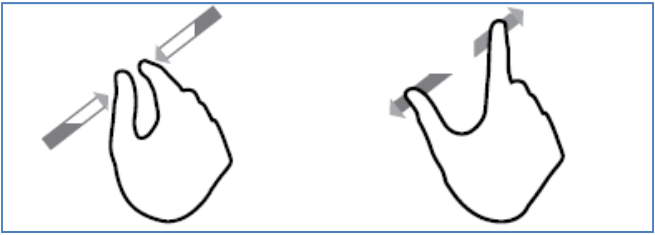


Item (#No.)	Descriptions
(1) Display	Display for Play/Reception/Menu state and information.
(2) HOME button 	Press this button to enter the home menu.
(3)/(6) Seek button 	Press this button to seek the station or media contents.
(4) POWER button 	Press and hold this button to turn the power on/off. Press this button to turn the mute function on/off.
(5) Volume knob	Rotate the Volume knob to adjust the volume.
(7) Phone button 	Press this button to access the Phone screen. (If there is no connected phone, it will be displayed Bluetooth device management screen.)

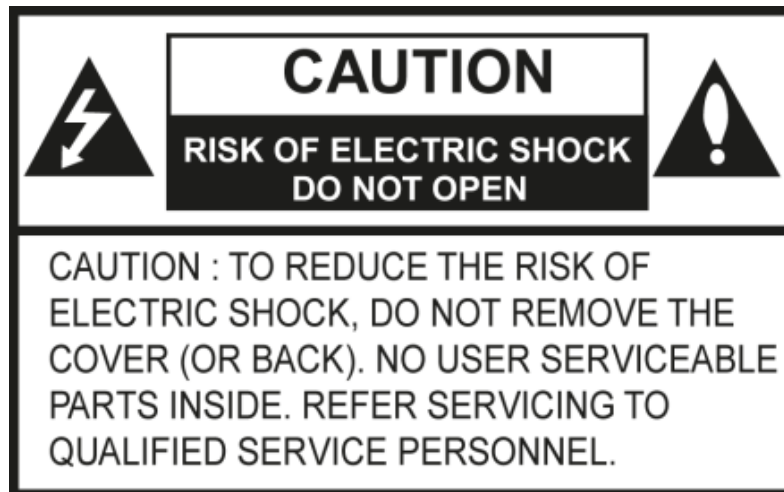
(8) Interactions | Rotary Knob

<p>*Rotate Users can rotate the Volume knob on the faceplate.</p>	<p>*Push Users can press on the center of the rotary-push knob to mute volume.</p>
	

(9) Touch Gestures

<p>*Tap</p>	<p>*Press & Hold</p>
	
<p>*Fling/Swipe</p>	
	
<p>*Pinch & Spread</p>	
	

4. Precautions



- 1) Always operate the vehicle in a safe manner. Do not become distracted by the vehicle while driving and always be fully aware of all driving conditions. Do not change settings or any functions. Pull over in a safe and legal manner before attempting such operations. To promote safety, certain functions are disabled unless the parking brake is on.
- 2) To reduce the risk of electric shock, do not remove the cover or back of this product. There are no user-serviceable parts inside. Refer servicing to qualified service personnel.
- 3) To reduce the risk of fire or electric shock, do not expose this product to dripping or splashing water, rain, or moisture.
- 4) When driving your vehicle, be sure to keep the volume of the unit low enough to allow you to hear sounds coming from the outside.
- 5) Do not drop it and avoid heavy impacts at anytime.
- 6) The driver should not watch the monitor while driving. If the driver watches the monitor while driving, it may lead to carelessness and cause an accident.

5. FCC Warning

FCC Part 15.19 Statements:

This device complies with Part 15 of the FCC Rules. Operation is subject to the following two conditions: (1) this device may not cause harmful interference, and (2) this device must accept any interference received, including interference that may cause undesired operation.

FCC Part 15.105 statement

This equipment has been tested and found to comply with the limits for a Class B digital device, pursuant to part 15 of the FCC Rules.

These limits are designed to provide reasonable protection against harmful interference in a residential installation. This equipment generates, uses and can radiate radio frequency energy and, if not installed and used in accordance with the instructions, may cause harmful interference to radio communications. However, there is no guarantee that interference will not occur in a particular installation. If this equipment does cause harmful interference to radio or television reception, which can be determined by turning the equipment off and on, the user is encouraged to try to correct the interference by one or more of the following measures:

- Reorient or relocate the receiving antenna.
- Increase the separation between the equipment and receiver.
- Connect the equipment into an outlet on a circuit different from that to which the receiver is connected.
- Consult the dealer or an experienced radio/TV technician for help.

FCC Part 15.21 statement

Any changes or modifications not expressly approved by the party responsible for compliance could void the user's authority to operate this equipment.

RF Exposure Statement (MPE)

The antenna(s) must be installed such that a minimum separation distance of at least 20 cm is maintained between the radiator (antenna) and all persons at all times. This device must not be co-located or operating in conjunction with any other antenna or transmitter.