



KS1301_LGL23

Basic Manual

4G LTE

Preface

Thank you for buying the 'LGL23 (simply called the "product" from here on).

Before using the product, be sure to read the "Basic Manual" (this manual) or "Full Instruction Manual" (Japanese only) to ensure correct use. After you have finished reading this manual, be sure to store it in a safe place so that you can retrieve it whenever needed. If you lose the "Basic Manual" (this manual), contact an au shop or Customer Service Center.

About Operating Instructions

■ "Basic Manual" (this manual)

Handles only basic operations for main features.

For detailed descriptions of various functions, refer to the "Instruction Manual" application that can be used on your product or "Full Instruction Manual" (Japanese only) on au website:

<http://www.au.kddi.com/torisetsu/index.html>

- All company names and product names in this manual are either trade marks or registered trade marks.

■ "Instruction Manual" Application (Japanese only)

You can use the "Instruction Manual" application on this product to check detailed operational procedures.

Certain functions can be directly activated from the application screens on which their operations are described.

● Steps

1 Home screen ▶ "Apps" ▶ "Security/Support" ▶ "取扱説明書 (Instruction Manual)"

- When using the application for the first time, you must download and install it following the on-screen instructions.

■ Downloading Instruction Manual

You can download "Basic Manual" (this manual), "Setting Guide" and "Full Instruction Manual" (Japanese only) from au website.

<http://www.au.kddi.com/torisetsu/index.html>

Safety Precautions

Before you start using this product, be sure to read the "Safety Precautions" to ensure correct use.

Before you assume that the product is malfunctioning, be sure to read "Troubleshooting" in this manual and check for possible remedies.

Check for possible remedies in the following au Customer Support site of au website.

<http://cs.kddi.com/support/komatta/kosho/index.html>

When Using This Product

- Communication is not possible even inside the service area in places where the signal does not reach (e.g. tunnels and basements). Also, communication is sometimes not possible in poor reception areas. Communication is sometimes interrupted if you move into a poor reception areas during communications.
- Since this product uses radio waves, the possibility of communication intercepts by third parties cannot be eliminated. (Though LTE/CDMA/GSM system has highly secure confidential communication features.)
- The product is compatible with the international roaming service. Each network service described in this manual varies depending on the area and service content.
- Since this product is a radio station under the Radio Law, you may be asked to temporarily submit the product for inspection in accordance with the Radio Law.
- When the au Micro IC Card (LTE) is inserted in your cell phone, the IMEI information of the cell phone is automatically sent to KDDI CORPORATION for maintenance and monitoring operational status of your cell phone.
- If you are using the product overseas, please check the relevant laws and regulations of the country/region that you visit.

Cell phone etiquette!

- Take care not to inconvenience people around you when you use the product in a public place.
- When the product is used by a child, guardians should thoroughly read the "Basic Manual" (this manual) and teach the child how to use it.
- Do not talk on the phone loudly.
- Ask for permission of other people before taking pictures of them with this cell phone.
- The same to PC, depending on the application you install, the operation of your product may get unstable, or your location information and other personal information registered in the product may get revealed and abused via Internet. Make sure to confirm the source and the operation conditions of the application you use.

Take care of people around you!

- Turn the product off in crowded trains or other crowded places, since there may be people with a cardiac pacemaker nearby.
- When a medical institution has laid down designated areas where use of the product is prohibited or is not allowed to be brought in, abide by the instructions of that medical institution.

Use of the product is not allowed in the following places!

- Do not use a cell phone while driving a car or riding a motorbike or bicycle. It may cause a traffic accident. Use of a cell phone while driving a car or motorbike is prohibited by law. Use of a cell phone while riding a bicycle may be punishable by some regulations.
- Do not use the product while you are aboard an airplane. Use of electric devices transmitting radio waves in airplane is prohibited by law. Some airline companies, however, allow their passengers to use cell phones. For details, contact the airline company you use.

List of Packaged Items

Before you start using the product, make sure that you have all the following packaged with the product.

- Main unit

- Desktop holder (LGLxxPUA)
 - Provided with the detachable phone guide

- 設定ガイド (Setting Guide) (Japanese)
- 取扱説明書 (Instruction Manual) (Japanese)
- 保証書 (Warranty) (Japanese only)

The following items are not included in the package.

- Earphones

- microUSB cable
- AC adapter
- microSD memory card

memo

- Purchase a specified charger (sold separately).
- Reproduction of the content of this manual in part or in whole is prohibited.
- The content of this manual is subject to change without notice.
- Every effort has been made in the preparation of this manual. Should you notice any unclear points, omissions, etc., feel free to contact us.
- Wrong page order or missing pages will be replaced.
- Illustrations of cell phones in this manual are only for reference. They may look different from the actual product.

Contents

Preface	ii
About Operating Instructions	ii
Safety Precautions	1
When Using This Product	1
List of Packaged Items	3
Safety Precautions	
Regarding Notations Used in This Document	5
Exemptions	6
Safety Precautions (Observe Strictly)	6
Handling Precautions	18
Notes on Waterproof Properties	26
Notes on Using Bluetooth®/Wireless LAN Functions	31
Notes on Packet Communication Charge	33
Notes on Google Play/au Market/Applications	34
Before Using the LGL23	
Names and Functions of Parts	35
Attaching/Removing the Rear Cover	37
Using au Micro IC Card (LTE)	38
Attaching/Removing the au Micro IC Card (LTE)	39
Charging	40
Turning the Power On/Off	43
Initial Settings	43
Basic Operations	
Using the Touch Panel	45
Using the Home Screen	46
Monitoring the Product's Status	47
Notification Flash	49
Capturing a Screenshot	50
Using the QMemo Function	50
Character Input	
Entering Text	52

Phone	
Making Calls	55
Receiving Calls	57
Checking Your Phone Number	58
Contacts	
Registering a Contact	59
Mail	
Using E-mail	60
Using SMS	60
Applications	
Starting an Application	61
Main Applications	61
Using au Disaster Countermeasure Application	62
File Management	
Using a microSD Memory Card	66
Function Settings	
Viewing the Setting Menu	68
Appendix	
Introduction of Related Accessories	69
Troubleshooting	70
Updating Software	71
After-sales Service	73
Main Specifications	75
Specific Absorption Rate (SAR) of Cell Phones	77
FCC Notice	78
FCC RF Exposure Information	79
Body-worn Operation	79
Export Administration Regulations	80
Precaution to be Observed	
in Using "Osai-fu-Keitai®"-compatible Service	80
Precaution to be Observed in Using NFC	82
Intellectual Property Right	83

Regarding Notations Used in This Document

■ Key indications used in this manual

In this manual, keys are represented by simplified illustrations as shown below.

■ Indications used for the operation of selecting items/ icons/keys, etc.

Notations used for operation procedures in this manual are as follows.

Notation	Description
Home screen ▶ "Phone" ▶ "1" "4" "1" ▶ "☎"	Tap "☎ (phone)" at the bottom of the Home screen. Tap "1" "4" "1" in order and tap "☎".
Home screen ▶ "☰" ▶ "System settings"	Tap "☰" on the Home screen. Tap "System settings".

memo

- Descriptions in this manual are based on the operations of portrait screen. Items, icons, or the keys on the screen may look different with horizontal screen.
- Items, title levels, and icons in this manual may look different based on different functions you use or different conditions, etc.
- In this manual, refer to the method of entering lock No. for unlock method.
- In this manual, "microSD™ memory card", "microSDHC™ memory card" or "microSDXC™ memory card" is called "microSD memory card" or "microSD" for short.

■ Screen displays used in this manual

Screen illustrations shown in this manual may look different from the actual screens. In some cases, minor details or a part of a screen may be omitted.




For the default settings of the respective functions, refer to "Full Instruction Manual" (Japanese only) and "Setting Guide".

Exemptions

- The Company is not liable for any damages arising from earthquakes, lightning, storms, floods, or other natural disasters, as well as fires, actions by third parties, other accidents, intentional or mistaken misoperation by the customer, or use under other unusual conditions outside the responsibility of the Company.
 - The Company is not liable for any incidental damages (change/disappearance of described content, loss of business income, disruption of business, etc.) arising from use of or inability to use the product.
 - The Company is not liable for any damages arising from improper usage not written in "Basic Manual" (this manual).
 - The Company is not liable for any damages arising, for example, from malfunction caused by combination with connected devices or software not related to the Company.
 - Captured image data or downloaded data may sometimes be altered or lost due to faults, repair, or other handling of the product. The Company is not liable for any damages or lost income resulting from recovery of these data.
 - It is recommended you keep a copy of important data in your PC's hard disk, etc. Whatever the cause of fault or malfunction may be, the Company assumes no responsibility for alteration or loss of saved information.
- * "The Company" as appears in this manual refers to the following companies:
 Sold by: KDDI CORPORATION,
 OKINAWA CELLULAR TELEPHONE COMPANY
 Imported by: LG Electronics Japan Inc.
 Manufactured by: LG Electronics Inc.







Safety Precautions (Observe Strictly)

- **Before using the product, thoroughly read these safety precautions for proper use. After reading, store the precautions in a safe place.**
- These "Safety Precautions" describe instructions that should be observed to prevent damage to property or injury to the customer or others using this product.
- These instructions are divided into the following categories.
- **Explanation of indications used in this manual**

 DANGER	This symbol indicates the potential and imminent danger of death or serious injury ^{*1} to a person.
 WARNING	This symbol indicates the possibility of death or serious injury ^{*1} to a person.
 CAUTION	This symbol indicates the possibility of personal injury ^{*2} to a person or physical damage ^{*3} .

- *1 Serious injury: This refers to loss of sight, injury, burns (high- and low-temperature), electric shock, broken bones, injuries with residual aftereffects from poisoning, etc., and injuries requiring hospital admission for treatment or long-term hospital attendance as an outpatient.
- *2 Injury: This refers to injuries, burns (high- and low-temperature), electric shock, etc. that do not require hospital admission for treatment or long-term hospital attendance as an outpatient.
- *3 Physical damage: This refers to extended damage to buildings, furniture, livestock, or pets.

■ Explanation of graphic symbols used in this manual

 Don't	Indicates an action that is not allowed.
 No wet hands	Indicates that handling with wet hands is not allowed.
 Not disassembly	Indicates that disassembly is not allowed.
 Not liquids	Indicates that use in a place where the product is likely to get wet or allowing the product to get wet is not allowed.
 Do	Indicates an action that must be done.
 Unplug	Indicates that the power plug must be disconnected from the power outlet.

■ Precautions common to the main unit of the product, battery, charging equipment, au Micro IC Card (LTE), peripheral devices



DANGER

Be sure to read the following hazards before use.



Do

Be sure to use only the specified peripheral devices. Use of other peripheral devices might cause overheating, fire, rupture, fault, or leakage of liquid.



Don't

Do not use, store, or leave the product in hot places (e.g. by the fire, near a heater, under a kotatsu, in direct sunlight, in a car in the hot sun). Doing so might cause ignition, rupture, fault, fire, or injury.



Do

Before entering an area where flammable gas is generated such as a gas station, be sure to turn off the product and stop charging the battery. Failure to observe these precautions might cause the gas to catch fire. In addition, when using NFC/Osaifu-Keitai[®] at a gas station, be sure to turn off the power in advance. (If NFC/Osaifu-Keitai lock has been set, cancel the lock before turning off the power.)



Don't

Do not put the product in a cooking apparatus such as a microwave oven or a pressure vessel. Doing so might cause ignition, rupture, fault, fire, or injury.



Don't

Do not throw the product into a fire or heat it. Doing so might cause fire, rupture, or fire.



Don't

Do not short-circuit the connection terminals. Do not allow conductive foreign objects (metal fragments, pencil leads, etc.) to come into contact with or get inside the connection terminals. Doing so might cause fire, or a fault.



Don't

When using metal accessories, etc., make sure not to allow the metal part come in contact with the connection terminals or power outlet. Doing so might cause electric shock, fire, injury, or a fault.



Don't

Do not expose the camera lens to direct sunlight for an extended period. Doing so might cause ignition, rupture, or fire by the light-collecting mechanism of the lens.

Not
disassembly

The customer is not allowed to disassemble, modify, or repair the product. Doing so might cause a fault, fire, electric shock, or injury. The Company is not liable even in the event of any nonconformities arising on the product or peripheral devices as a result of modification, etc. Modification of cell phones is in violation of the Wireless Telegraphy Act.

**WARNING**

Be sure to read the following warnings before use.



Don't

Do not drop or subject to strong impact, such as throwing. Doing so might cause rupture, overheating, fire, or a fault.



Don't

Do not use the product outside when you can hear thunder. Doing so might risk lightning strikes and electric shock.



Don't

Do not let your hands, fingers, and other parts of the body touch the connection terminals. Doing so might cause electric shock, injury, or a fault.



Don't

If the product is damaged because it is dropped or something, and its display is cracked or internal parts are exposed, do not touch the cracked display or the exposed parts with your hands. Doing so might cause electric shock or injury from damaged parts. Contact an au shop or Secure cell phone support center.



Not liquids

Do not splash with water or other liquids. Also, never use in places subject to direct splashing with water or pet urine, etc. or in humid places such as bath areas, or use with wet hands. Doing so might cause electric shock, fault from short-circuiting, or corrosion of electronic circuits. In the event that the product is splashed with liquid, immediately disconnect the AC adapter's power plug. Faults caused by wetting with water or humidity are not covered by the warranty and charges will be incurred for repair.

No
wet hands



Don't

Do not operate the product while driving a car or motorbike, riding a bicycle, or walking. Doing so may compromise traffic safety and cause an accident.



Don't

If charging is not completed after the specified charging time, stop charging. Failure to do so might cause leakage of liquid, overheating, rupture, or fire.



Don't

Do not leave in places within the reach of small children. Small children might swallow small parts, etc. by mistake and choke on them, or might drop them by mistake and cause accidents or injury.



CAUTION

Be sure to read the following cautions before use.



Don't

Do not store the product in places subject to direct sunlight (e.g. in cars), places that get hot, places that get extremely cold, and in humid or dusty places. Doing so might cause overheating, fire, deformation, or a fault.



Don't

Do not leave on unstable places such as rocky stands or tilting surfaces. Dropping the product may cause injury or damage. Pay sufficient attention while vibrator is set to ON. Also, pay sufficient attention to impact, etc.



Don't

Do not cover or wrap the product with bedding, etc. while using or charging the product. Doing so might cause fire, fault, or injury.



Don't

Do not leave in places within the reach of small children. Small children might swallow small parts, etc. by mistake and choke on them, or might drop them by mistake and cause accidents or injury. Also, pay attention while using TV antenna.



Don't

Do not touch the main unit of the product and the specified AC adapter (sold separately) for a long time while power is being supplied from an external source. Doing so might cause low-temperature burns.



Don't

Do not use power outlets or wiring apparatus beyond its rating. Also, exceeding rating, for example, by connecting multiple devices to a single power strip might cause overheating and fire.



Do not use the product with the **phone disassembled**.

Don't



Do not place near corrosive chemicals or in places where corrosive gas is generated. Doing so might cause a fault or loss of internal data.

Don't



Do not plug AC adapter when the battery pack is removed from the main unit of the product. Doing so might cause fire or electric shock.

Don't



Do not leave or store with the **phone disassembled** from the main unit. Doing so might allow dust or other foreign objects to get inside and cause a fault.

Don't



The product may become hot by prolonged use especially in high-temperature environment. Be careful when using the product touching your skin for a long time, as it might cause low-temperature burns.

Don't



Do not use the product in a car. It may fall or interfere with driving, which may lead to an accident. The product is assumed for indoor use in a stable place.

Don't



Do not leave the product on the floor. It may be stepped on by mistake or cause a fall, which may lead to an injury or accident.

Don't



When the product is used by a child, guardians should thoroughly read the "Basic Manual" (this manual) and teach the child how to use it. In addition, check that they are using it as directed during use.

Do



Do not use the product if there is smoke, abnormal odor or noise, excessive overheating, or other abnormalities. If an abnormality occurs, disconnect the specified charging equipment (sold separately) from the power outlet, make sure that the product is not overheating before turning the power off or removing the battery off, and contact an au shop or Secure cell phone support center. Also, if you have dropped or damaged the product, do not continue to use it in that state, and contact an au shop or Secure cell phone support center.

Do



When unplugging the power plug of the AC adapter from the outlet, be sure to hold and pull the power plug. Pulling on the microUSB cable might damage it.

Do



When inserting an earphone, etc. into the product, adjust the volume to the proper level. Setting too loud a volume or using the earphone continuously for a long period of time might adversely affect your ears. Also, raising the volume too high might prevent you from hearing sounds around you, which might in turn lead to a traffic accident at a railroad crossing or pedestrian crossing.

Do



When adjusting the volume with an earphone, etc. inserted into the product, raise the volume a little at a time. If you raise the volume too much from the outset, sudden loud noise from the earphone, etc. might adversely affect your ears.

Do



When using an charging equipment or external device, insert/remove the connector straight to/from the terminal. Make sure the orientation of the connector is correct. Failure to do so might cause damage or a fault.

Do

■ Main unit



WARNING

Be sure to read the following warnings before use.



Don't

Do not use a cell phone while driving a car or riding a motorbike or bicycle. It may cause a traffic accident. Use of a cell phone while driving a car or motorbike is prohibited by law. Use of a cell phone while riding a bicycle may be punishable by some regulations.



Don't

Do not use this product while you are aboard an airplane. Use of electric devices transmitting radio waves in airplane is prohibited by law. Some airline companies, however, allow their passengers to use cell phones. For details, contact the airline company you use.



Do

The product sometimes affects high-precision electronic devices. So, turn it off near such devices. (Examples of electronic devices that might be affected by the product include cardiac pacemakers, hearing aids, other electronic medical devices, fire alarms, and automatic doors. If you are using an electronic medical device, contact the device manufacturer or retailer for information about the possible affect of radio waves.)



Do

When using the product near an implanted pacemaker, implanted cardioverter-defibrillator, or other electronic medical device, radio waves might affect these units and devices. So, please observe the following.

1. Those with an implanted pacemaker or implanted cardioverter-defibrillator should carry or use the product at least 22 cm away from the pacemaker or cardioverter-defibrillator.
2. Turn the product off in crowded trains or other crowded places, since there may be people with a cardiac pacemaker or implanted cardioverter-defibrillator nearby.
3. Pay attention to the following points when using the product inside medical institutions.
 - Do not bring the product into operating theaters, intensive-care units (ICU) and coronary care units (CCU).
 - Turn the product off in hospital wards.
 - Even if you are in a lobby, etc., be sure to turn the product off when there are electronic medical devices nearby.
 - When a medical institution has laid down designated areas where use of the product is prohibited or is not allowed to be brought in, abide by the instructions of that medical institution.
4. When using electronic medical devices other than an implanted pacemaker and implanted cardioverter-defibrillator outside a medical institution (e.g. home medical treatment), check individually with the manufacturer of the electronic medical device regarding the influence of radio waves.



Do

Stay alert to your surroundings when calling, messaging, browsing the Internet, shooting photos, playing games, watching TV (1 Seg), or listening to music. Failure to do so might cause a fall or traffic accident.



Don't

Do not send data by infrared communication with the infrared port pointing toward eyes. Doing so might affect eyes. Also, sending data with the infrared port pointing toward some other infrared device might cause false operation, etc.



Don't

Do not use the photo light in front of a person's eye. Do not gaze at the light emitting part when the photo light is on. Doing so may cause impairment of eyesight, etc. Be especially careful not to take pictures of small children from a very close distance.



Don't

Do not light the photo light toward a driver of a car, motorbike, or bicycle. If dazzled by the light, the driver might become unable to drive and cause an accident.



Do

Sometimes, very rarely some people demonstrate symptoms such as temporary muscle spasms, loss of consciousness, etc. by watching repeatedly flickering screens. Those with a past history of this should consult with a physician beforehand.

**CAUTION**

Be sure to read the following cautions before use.



Don't

Use of the main unit in a car might sometimes affects on-vehicle electronic devices, though this rarely happens. If this happens, stop use since this may impair safe travel.



Don't

Do not leave the product in an extremely hot place such as a car with the windows closed in summer. The product might get hot, causing burns. Also, the battery capacity will drop and shorten the available battery usage time or deform the product.



Do

If you feel any abnormality with your skin, immediately consult a dermatologist. Itching, rashes, eczema, etc. sometimes occurs depending on your physical constitution and condition.

■ The materials of parts used on the product are as follows.

Part		Material	Surface treatment
Outer case (display frame part)		PC+GF resin	UV coating
Outer case (side)		PC resin	UV coating
TV antenna		PC+GF resin	UV coating
Power key	White	Aluminum alloy	Anode treatment
	Blue	Stainless steel	PVD coating
Volume key (UP/DOWN)	White	Aluminum alloy	Anode treatment
	Blue	Stainless steel	PVD coating
Display		Hardened glass	Easy cleaning coating
Earpiece		Stainless steel	Bake coating
Out camera lens		Hardened glass	-
Camera lens decoration		Aluminum alloy	Anode treatment

Part	Material	Surface treatment
Photo light lens	PC resin	-
Infrared port cover	PC resin	-



Don't

Do not bring the product close to magnetized objects such as cash cards, floppy disks, credit cards, and prepaid cards. Doing so might result in loss of recorded information.



Don't

Do not allow liquids, metal objects, burnable items, and other foreign matter to get inside the microSD memory card slot. Failure to do so might cause fire, electric shock, or a fault.



Don't

Do not swing the product around by holding the hand strap etc. Doing so might cause an accident or damage.



Do

Stow the TV antenna when not watching TV (1Seg). If you operate the product for calling, etc. with the TV antenna extended, it might cause unexpected injury by hitting your face, etc.



Do

If you have a weak heart, be careful when setting the incoming vibration and ringtone volume to prevent adverse effects on your heart.



Do

Pay attention to items becoming stuck to the main unit. The speaker uses magnets, and so thumbtacks and pins, craft knife blades, staples, and other metal objects sometimes become stuck to the main unit, and cause unexpected injury. Before using the product, be sure to check that there are no foreign objects on the earpiece or other parts.



Don't

Do not put the product directly on sand at a beach, etc. Sand or other small particles might get inside the earpiece, microphone, or speaker, causing the volume to drop. If sand gets inside the product's main unit, it might cause overheating or a fault.



Don't

When using the product for calling or data communication, be careful not to keep the product in direct contact with your skin for a prolonged period, or not to cover the product with paper, cloth, bedding, etc. The main unit might get hot, causing fire, burns, or a fault.

■ Battery



Li-ion00

(The battery pack of the product is lithium-ion battery.)

It is not fully charged at the time of purchase. Charge the battery before using the product.

**! DANGER**

Be sure to read the following hazards before use.



Do

If the leaked liquid gets on your skin or clothes, immediately rinse it off with water to avoid injury. If the liquid gets into your eyes, do not rub but wash your eyes with water, and immediately consult a doctor to avoid the risk of losing your eyesight. If the liquid gets on a device, wipe it off without touching it.

■ Battery charger



WARNING

Be sure to read the following warnings before use.



Do

Do not use at other voltages than the specified power supply voltage. Doing so might cause fire, overheating or electric shock.
Use only a domestic 100 V AC power supply for use in Japan.



Don't

Do not use at other voltages than the specified power supply voltage. Doing so might cause fire, overheating or electric shock.

- AC adapter (sold separately): 100 VAC to 240 VAC
- DC adapter (sold separately): 12/24 VDC (for negative grounded vehicles only)



Do

Firmly insert the plug of the specified charging equipment (sold separately) into the power outlet or cigarette lighter socket down to the base of its pins. Incomplete insertion of the power plug might result in electric shock or fire caused by overheating and fire. Do not use damaged adapters or loose power outlets.



Do

If the fuse in the common DC adapter O3 (sold separately) blows, replace it with a fuse of the specified type (250 V, 1 A). Replacing with a different type of fuse might cause overheating or fire. (For information about fuse replacement, carefully read the manual for the common DC adapter O3 (sold separately).)



Don't

Do not damage, modify, twist, pull, or place a heavy object on the power cord of the specified charging equipment (sold separately). Do not use a damaged cord. Doing so might cause an electric shock, short circuit, or fire.



Don't

Do not let your hands, fingers, and other parts of the body touch the connection terminals. Doing so might cause electric shock, injury, or a fault.



Don't

If you hear thunder, do not touch the power plug. Doing so might cause an electric shock as a result of a lightning strike.



Do

Install and position in-car devices where they do not hinder driving or safety equipment such as airbags. Failure to do so might cause a traffic accident. Install in-car devices following the instructions of their manuals.



Unplug

Before cleaning the specified charging equipment (sold separately), unplug its power plug from the outlet or cigarette lighter socket. If the plug remains plugged in when you clean the equipment, it might cause an electric shock or short circuit. Also, wipe off dust on the charging equipment's power plug. If the plug is left covered with dust, it might cause fire.



Do

Wipe off dust on the power plug. Failure to do so might cause fire, burns, or electric shock.

**Unplug**

When the AC adapter is not to be used for a long time, disconnect the AC adapter's power plug from the power outlet. Failure to do so might cause electric shock, fire, or a fault.

**Not liquids**

Do not use in places subject to direct splashing with water, pet urine, or other liquids. Doing so might result in faults resulting from overheating, fire, electric shock, or short-circuiting of electronic circuits. In the event that the product is splashed with liquid, immediately disconnect the AC adapter's power plug.

**CAUTION**

Be sure to read the following cautions before use.

**Not liquids**

Do not use in humid places such as bath areas, or connect/disconnect the AC adapter with wet hands. Doing so might cause electric shock or a fault.

**No wet hands****Do**

Charge the battery in a stable place. If placed on an inclined surface or wobbly stand, the product might fall causing injury or damage. Pay sufficient attention while the vibrator is set to ON. In addition, do not cover or wrap the product with a cloth or bedding. Doing so might cause fire or a fault.

**Do**

When unplugging the plug of the specified charging equipment (sold separately) from the power outlet, hold and pull the power plug. If you pull the cord, the cord might be damaged.

**Don't**

Do not use the common DC adapter O3 (sold separately) with the car engine stopped. Doing so might result in draining of the car battery.

**Don't**

Do not leave the specified charging equipment (sold separately) connected to the main unit with the battery pack removed. Doing so might cause fire or electric shock.

■ au Micro IC Card (LTE)

**WARNING**

Be sure to read the following warnings before use.

**Don't**

Do not put the au Micro IC Card (LTE) in a cooking apparatus such as a microwave oven or a pressure vessel. Doing so might cause melting, overheating, fuming, loss of data, or a fault.

**CAUTION**

Be sure to read the following cautions before use.

**Do**

Be careful not to injure your hand or finger when attaching/removing the au Micro IC Card (LTE).

**Do**

Use only the devices specified by the Company to insert the au Micro IC Card (LTE) in. Using a device not specified by the Company might cause loss of data or a fault.

For the specified devices, contact an au shop or Customer Service Center.

**Not
disassembly**

Do not disassemble or modify the au Micro IC Card (LTE). Doing so might cause loss of data or a fault.

**Don't**

Do not use or leave the au Micro IC Card (LTE) in hot places such as by the fire or a heater. Doing so might cause melting, overheating, fuming, loss of data, or a fault.

**Don't**

Do not throw the au Micro IC Card (LTE) into a fire or heat it. Doing so might cause melting, overheating, fuming, loss of data, or a fault.

**Don't**

Do not touch the IC (metal) part of the au Micro IC Card (LTE) or short-circuit it. Doing so might cause loss of data or a fault.

**Don't**

Do not drop the au Micro IC Card (LTE) or subject it to strong impact. Doing so might cause a fault.

**Don't**

Do not fold, bend or place a heavy object on the au Micro IC Card (LTE). Doing so might cause a fault.

**Not liquids**

Do not wet the au Micro IC Card (LTE). Doing so might cause a fault.

**Don't**

Do not scratch the IC (metal) part of the au Micro IC Card (LTE). Doing so might cause a fault.

**Don't**

Do not store the au Micro IC Card (LTE) in dusty places. Doing so might cause a fault.

**Don't**

Do not store the au Micro IC Card (LTE) in places exposed to direct sunlight or hot and humid places. Doing so might cause a fault.

**Do**

Store the au Micro IC Card (LTE) out of reach of small children. Accidental swallow might cause suffocation, injury, etc.

Handling Precautions

These precautions are provided to ensure that performance can be fully demonstrated. Thoroughly read these precautions to ensure correct use.

■ Precautions common to the main unit of the product, battery pack, charging equipment, au Micro IC Card (LTE), peripheral devices

- Do not apply excessive force to the product during use. Be sure not to put the product into a tightly packed bag or place a heavy object on the product in a bag. Sitting on the product in your pocket might damage the display or internal circuit board resulting in a malfunction. Keeping an external device connected to the external connector or earphone jack might damage the connector resulting in a malfunction. Such damage and malfunction are not covered by the warranty, even if there is no external damage.
- To ensure waterproof property (equivalent to IPX5 and IPX7) of this product,
Note that the waterproof property is not guaranteed in every usage condition. Do not allow water to get inside the product or splash water on the battery pack, charging equipment, or optional

Malfunctions determined to be caused by water intrusion are not covered by the warranty.

- Do not use the product in extremely hot, cold, or humid places. (Use within an ambient temperature range of 5°C to 35°C and humidity range of 35% to 85%.)
- Do not use in places subject to lots of dust or vibration.
- Clean the connection terminals with dry cotton swabs, etc. every now and then. Soiled terminals might cause poor connection. Do not exert a strong force to clean the connection terminals to prevent deformation.

- Clean the product with a soft dry cloth (such as the type used for eyeglasses). Forceful rubbing with a dry cloth may scratch the display. The display may be stained if splash or smear is left attached to the surface. Wiping the product using alcohol, thinner, benzene, detergent, etc. might erase the printing on the outer casing or cause discoloration.
- Use as far away as possible from land-line phones, TVs, and radios. Use nearby might affect them.
- The product may become warm while charging etc., depending on the situations, but this is not abnormal.
- During use, some functions might automatically get deactivated temporarily when the product becomes hot in order to protect its main unit.
- When the product is used by a child, guardians should thoroughly read the "Basic Manual" (this manual) and teach the child how to use it.
- Turn off the power before removing the battery pack. If you remove the battery pack with the power on, saved data might be altered or lost.
- When inserting the product into the desktop holder, do not push hard or apply excess force. Doing so might cause scratches or contact failure on the product.
- Although charging with the power on is available, it takes longer.

■ Main unit

- Do not forcefully press, tap, or intentionally subject the display to strong impact. Doing so might cause scratching or damage.
- Do not forcefully press your fingernails, sharp objects, or hard objects against button or display surface. Doing so might cause scratching or damage.
The touch panel is designed to be lightly touched by fingers. Do not apply strong pressure with your fingers or sharp-pointed objects (such as fingernails, ballpoint pens, and pins) on the touch panel.
In the following cases, the product may not respond to touching the touch panel, or errors in operation may occur.
 - Operation with gloved hands
 - Operation with fingernails
 - Operation with a foreign object placed on the touch panel
 - Operation with a protective sheet or sticker on the touch panel
 - Operation with water drops left or frozen on the surface
 - Operation with wet or sweaty fingers
 - Operation under water
- Do not remove the stickers printed with the IMEI that can be seen when the battery pack is removed. These stickers prove that the product and the communication module you are using comply with the Wireless Telegraphy Act and Telecommunications Operations Act.
- To prevent unlawful modification, the product has been designed so that it cannot be easily disassembled. Modifying the product is prohibited by the Radio Law.
- Contents saved in the product, such as contacts, mails, or favorites might be altered or lost by an accident, fault, repair, or mishandling. Be sure to keep a copy of important contents. Note that the company assumes no responsibility for any damages or lost profits resulting from altered or lost contents.
- Note that contents (both charged or free content) saved on the product cannot be returned to the customer when it is replaced for repair of a fault, for example.

- The product uses liquid crystal for its display. The display response speed may become slow when the ambient temperature is low, which is due to the property of liquid crystal and not a malfunction. The display response speed will return to normal at room temperature.
- Although the display used on the product is made using high-precision technology, some pixels (dots) might be lit or out at all times. This is not a malfunction.
- Take care not to inconvenience people around you when you use the product in a public place.
- You are recommended to store copies of individual data such as photos you took, videos and music in your PC by sending each file as mail attachment, etc. Note, however, that you may not be able to make copies of some copyrighted data even by the above-mentioned means.
- Take care not to place magnetized items such as magnetic cards, speakers and TV sets near the product, as it might cause malfunction. Putting strong magnetism close to the product might cause false operation.
- Never use modified au cell phones. Use of a modified device violates the Radio Law. The product has acquired the certification of conformity with technical regulations for the specified radio station based on the Radio Law, and the "Technical Conformity Mark (㊦)" is printed on the nameplate of the product as a certificate. If the screws of the product are removed and modifications are made to the internal components, the certification of conformity with technical regulations will become invalid. Never use the product without the valid certification. Doing so violates the Radio Law.
- While you are watching TV (1Seg), etc., make sure that the TV antenna does not hit or hurt other people's eyes if you have extended the TV antenna and are attempting to answer a call.

- When photo monitor screen is displayed continuously for a long time during photo shooting, or when camera function or TV (1Seg) is repeatedly activated within a long time, part of the product main unit might get hot. Note that touching it for a long time might cause low-temperature burns.
- When bringing the product close to magnetized objects or straps made from metal materials, you might hear electrical noise coming from part of the speaker. It is not abnormal.
- Do not bring the product close to a permanent magnet such as a magnetic necklace, a clasp on handbag, etc. or some electrical appliances with strong magnet such as a TV or a speaker, etc. Be aware that when the product itself is magnetized (called magnetizing), the accuracy of directional measuring might be affected.
- When you put the product in your pocket or bag, take care so that the display does not come in contact with metal objects or other hard objects, as it might cause scratching or damage. Also, be careful not to scratch or damage the display by using an object whose metal or other hard part comes in contact with the display.
- When suddenly brought into a warm place from a cold place, or when in a humid location, or when used where temperature suddenly changes, water droplets (i.e. condensation) sometimes are formed inside the product. Note that when used under conditions such as this, humidity might cause a fault.
- Be careful when using the product in a high temperature place for a long time. It might become hot. Use of it with your skin touching the product for a long time might cause low-temperature burns.
- When wiping the display, wipe with a soft, dry cloth. Use of a moistened cloth, glass cleaner or other similar liquid might cause a fault.
- When connecting/disconnecting the external device to/from the connection terminal, make sure that the USB plug or connector of the external device is straight with the connection terminal.
- Note that applying unnecessary force with the device connected to the connection terminal might cause damage.
- Do not discard the product together with regular trash. Please cooperate in the collection of the product when it is no longer needed to protect the environment and effectively use resources. Old products are collected at au shops and other places.
- Insert only a microSD memory card into the microSD memory card slot on the product.
- Do not exert excessive force when attaching/removing a microSD memory card. Doing so might injure your hands or fingers.
- While writing/reading data to/from a microSD memory card, do not subject the product to vibration or impact, remove the battery pack or turn off the power. Doing so might cause loss of data or a fault.
- When hearing the other party's voice, make sure that the earpiece is placed at the center of your ear. If the earpiece (audio output port) is closed by the ear lobe, it may be hard to hear the voice.
- Even if you cover the microphone to make your voice inaudible to the other party, the other party can hear your voice.
- When using handsfree call, take care to keep the speaker at a safe distance from your ears, as the speaker volume may be too loud.
- Do not peel off the black sheet on the inner side of the **phone**. Doing so might make it impossible for FeliCa data to be read or written.
- Do not cover the light sensor with your finger or put a sticker on it. Doing so may hinder the light sensor from detecting the ambient brightness and functioning correctly.
- Screen background light turns off while you are making a call when you cover the proximity sensor with your fingers or put a sticker on the proximity sensor. In this case, touch panel and power key are no longer available to operate.
- Do not put the product near the air discharge port of an air conditioner. It might generate condensation when the temperature changes extremely fast. Malfunctions might get caused due to the corrosion inside.

-
- Make sure to stow the TV antenna before putting the product inside your pocket or bag. Also, do not pull or bend the TV antenna strongly on purpose. Doing so might cause injury or damage.
 - The display might look unclear in direct sunlight. It is not a fault.
-

■ Touch Panel

- Use your finger to operate the touch panel. Do not use ballpoint pens, pencils, or other sharp-pointed objects. Using such objects does not only hinder correct operation of the touch panel, but also might cause scratching or damage to the display.
- Do not put stickers or sheets (e.g. commercially available protective films, peep prevention sheets) on the display. Doing so might hinder correct operation of the touch panel.
- Do not operate the touch panel with fingernails. Doing so might result in split nails or jammed fingers.
- Do not press the touch panel strongly or operate it by wet fingers. Also, do not operate the product when the display has water drops or condensation on it. Doing so might cause improper reaction of touch panel.
- If the display surface is dirty or wet with sweat or water, it may not function correctly. In such case, wipe the display surface with a dry, soft cloth. Be careful that cleaning the display with a dry cloth might cause injury.
- When carrying the product in your pocket or bag, take care not to put the touch panel close to metals or other conductive materials, as it might cause false operation of the touch panel.

■ Battery

- Do not touch connection terminal with a cotton swab or other sharp-pointed items. Since the connection terminal is made of groove-shaped metal spring, materials other than terminal metal might deform when being inserted and might not be available to use.
- Use in very hot or cold environments, for example, when left in a car with the windows closed in summer, will cause the battery capacity to drop and shorten the available battery usage time. This will also shorten the battery pack's service life. Try to use the battery pack as far as possible at room temperature.
- Charge the battery before using the product for the first time after purchase, or if you have not used the product for a long time.
- The battery pack is a consumable item. If the performance of a battery pack does not recover after charge, the battery pack is at the end of service life, so buy a new one of the specified type. Note that the length of service life varies depending on the usage condition, etc.
- Battery packs sometimes swell up as they approach the end of their service life. This is due to the properties of lithium-ion batteries, and is not a problem in terms of safety.

■ Charging equipment

- When not using the specified charging equipment (sold separately), remove the AC adapter's power plug from the power outlet or cigarette lighter socket.
- Do not wrap the cord of the specified charging equipment (sold separately) around the adapter itself. Doing so might cause electric shock, overheating or fire.
- Do not forcibly bend the charging equipment's plug or the connection between the connector and power cord. Doing so might cause electric shock, overheating, or fire.

■ au Micro IC Card (LTE)

- The au Micro IC Card (LTE) is lent to you by au. In case of loss or damage, the card will be replaced at your expense. When malfunction is suspected, or in case of theft or loss, contact an au shop or PiPit.
- Do not forcibly remove or insert the au Micro IC Card (LTE). Be careful not to exert excessive force when inserting the card into your au cell phone.
- You are responsible for any damage caused by inserting your au Micro IC Card (LTE) into some other IC card reader/writer, etc.
- Keep the IC (metal) part of your au Micro IC Card (LTE) clean. Wipe the card with a dry, soft cloth (such as for cleaning eyeglasses) for cleaning.
- Do not put stickers, etc. on the au Micro IC Card (LTE).
- Do not use au Micro IC Card (LTE) with the card adapter. Doing so might cause a fault.
- Use only the devices specified by the Company to insert the au Micro IC Card (LTE) in. Using a device not specified by the Company might cause loss of data or a fault. For the specified devices, contact an au shop or Customer Service Center.
- Do not store the au Micro IC Card (LTE) in places exposed to direct sunlight or hot and humid places. Doing so might cause a fault.

● Store the au Micro IC Card (LTE) out of reach of small children. Failure to do so might cause injury, etc. if they accidentally swallow and choke on it.

● Do not attach other cards into the product than the au Micro IC Card (LTE). It is not available to use other cards.

● Pay attention not to touch the IC (metal) part when attaching/removing the au Micro IC Card (LTE).

■ Camera

● When using the camera, follow common rules of etiquette regarding camera use.

● Image data might be altered or lost due to malfunction, repair or mishandling of this product. The Company takes no responsibility for recovery of altered or lost data, damages resulting from altered or lost data, and lost profits.

● When photographing important occasions (such as a wedding), take a trial shot and check the shot image and sound to make sure it is correctly shot and recorded.

● It might infringe on rights of portrait if you take pictures of other individuals and publish them.

● Do not use the camera for recording commercially available books or information of which photographing is not allowed.

● Pay attention not to touch the camera lens while shooting.

● Do not leave the camera lens exposed to direct sunlight. Imaging elements might be discolored or burnt.

■ Music, videos and TV (1Seg)

● Do not listen to music or watch videos or TV (1Seg) while driving a car or motorbike, or riding a bicycle. Use of cell phones while driving a car or motorbike is prohibited by law. (Use of cell phones while riding a bicycle may also be punishable by law.) In addition, stay alert to the traffic around you even when walking. Surrounding sounds may not be heard clearly, and gazing at the screen might distract your attention causing a traffic accident. Be especially careful at railroad crossings, station platform, and pedestrian crossings.

● Take care not to listen at ear-splitting volume for a long time, as it might affect hearing.

● Be careful of sound leakage from earphones (available commercially) in trains or other places with many people around you.

● Do not use the product in rain or a place where it can get wet.

■ Copyrights and rights of portrait

- You are not allowed to copy, distribute, publish, modify or edit the data you shot, recorded or downloaded using this product without consent of the copyright holder, except for personal use, under the copyright law. In addition, do not use or modify portraits or names of other individuals without their consent, as it might infringe on rights of portrait.
Note that shooting and recording may be restricted at some live performances, shows and exhibitions even for personal use.
- Be careful about the copyright and portrait right when posting photos you shot, etc. on Internet website.

■ Backup content on the product

- Please back up* important content recorded or downloaded to the product to an outside source. Content recorded to memory on the product sometimes disappears or is altered by unexpected factors, such as static electricity or a fault, repair, mishandling, etc.
 - * How to make backups: Store important data such as phonebook data, music, shot photos and videos on microSD memory cards. You can also send files as mail attachment or transfer to your PC. Note, however, that there are some data that cannot be copied by using these means.

Available Security Codes

The product has various security codes that you can use. The available security codes are as follows. Do not forget the various security codes that are set as they are necessary for various operations and contracts.

● Security code

Example of usage	① To do remote operation of voice mail and call forwarding services from a landline phone
	② To use Customer Service Center and to do various inquiries, applications, and modifications on the au website
Initial value	A four-digit number chosen by the customer and noted on the application form

● Security code to unlock your terminal

Example of usage	To set and release the screen lock
Initial value	1234

● PIN code

Example of usage	To prevent unauthorized use of the au Micro IC Card (LTE) by third parties
Initial value	1234

● Lock No. (NFC/Osaifu-Keitai lock)

Example of usage	To use the "NFC/Osaifu-Keitai lock"
Initial value	1234

Privacy Protected Function

The function shown below is installed in the product to protect the privacy of the saved data.

Function	Description
Screen lock	Set Face Unlock, Pattern, PIN, or Password to secure data when turning on the phone or when screen is locked.

PIN Code

If you enter incorrect PIN code three times in a row, the code will be locked. In that case, unlock with PUK code.

■ PIN code

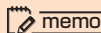
To prevent unauthorized use of the au Micro IC Card (LTE) by a third party, you can set the product to require PIN code entry every time the power is turned on. You also need to enter PIN code when setting whether PIN code entry is required.

- The initial setting of the product does not require PIN. Set PIN in "Lock SIM card" (▶P.26) if necessary.
Also, PIN is required when setting "Lock SIM card".
- The preinstalled PIN is set to "1234". You can change it to your favorite one of a four- to eight-digit number in "Change SIM PIN" if necessary.

■ PUK code

In case PIN code is locked, you can unlock it by entering PUK code.

- PUK code is an eight-digit number given at the time of purchase, which is printed on the back side of the plastic card on which your au Micro IC Card (LTE) is attached.
- After entering PUK code, you need to set a new PIN code in "Change SIM PIN" (▶P.26).
- If PUK code is incorrectly entered ten times consecutively, contact an au shop, PiPit or Customer Service Center.



memo

- If PIN is locked, the product may restart to protect its security.
- "PIN code" is not reset by initializing the product.

■ Lock SIM card

- 1 Home screen ▶ "☰" ▶ "System settings"
- 2 "Security" ▶ "Set up SIM card lock"
- 3 "Lock SIM card"
- 4 Enter PIN code ▶ "OK"

■ Change SIM PIN

- 1 Home screen ▶ "☰" ▶ "System settings"
- 2 "Security" ▶ "Set up SIM card lock"
- 3 "Change SIM PIN"

Notes on Waterproof Properties

This product has a waterproof property equivalent to IPX5¹ and IPX7² on the condition that **Phone** is securely attached (based on in-house testing).

Specifically, you can make calls holding the product with wet hands in the rain (less than 20 mm per hour) without umbrella, as well as use the product in a place with water such as a bathroom or kitchen.

Before using the product, thoroughly read "Important items to remember before use" and "Tips for comfortable use" to ensure correct use. Failure to follow the contents described in these sections may cause intrusion of water, sand or other foreign material, resulting in overheating, fire, electric shock, injury or a fault.

*1 IPX5 equivalent means that the product will maintain its operability as a phone even if it is sprayed with water from a 6.3 mm diameter nozzle at a distance of about 3 meters for more than 3 minutes at a rate of about 12.5 liters per minute from any direction".

*2 IPX7 equivalent means that the product will maintain its operability as a phone with no water getting inside the main unit even if it is gently submerged in a tank of still tap water at room temperature to a depth of 1 meter for about 30 minutes.

Since operation of the product on each usage scene was confirmed based on the above assumption, proper operation of the product in every possible condition during actual use is not guaranteed. Malfunctions determined to be caused by mishandling by the customer are not covered by the warranty.

■ Important items to remember before use

- For waterproof,
 - Waterproofness is only effective when the **phone is** securely closed.
 - Just a small particle (a hair, etc.) on the seals can cause water leaks.
 - Do not open/close the external connection terminal if the main unit or your hands are wet.

- Do not immerse the product in water with soap, detergent or bath salts in it.



Soap/Detergent/Bath salts

- Do not immerse the product in seawater, a swimming pool or hot spring.



Seawater



Hot spring

- Do not immerse the product in any liquid (alcohol, etc.) other than water.

- Do not place the product directly on sand at a beach, etc. Grains of sand or other small particles might get into the earpiece, microphone or speaker causing the volume to drop. And if sand gets inside the main unit from the hinge part, it might cause overheating or a fault.



Sand/Mud

- Do not use the product underwater.
- Do not leave the product in a humid place such as a bathroom or kitchen for an extended period of time.

■ Tips for comfortable use

- Once the product gets wet, water may remain in gaps of the main unit. Shake the product well to drain water. Especially make sure to drain water remaining in the hinge part, and key parts.
- Even after water is drained, the inner parts might be still wet. Although you can use the product, do not place it near things that must not get wet. Take care not to wet your clothes, bag or contents of the bag.
- Drain water if it becomes temporarily hard to hear the sound due to water remaining in the microphone or earpiece.

■ Notes on various usage scenes

In the rain: You can make calls holding the product with wet hands in the rain without umbrella.

- The rain in this case means a moderately-heavy rain (less than 20 mm per hour).
- Water drops on the display might cause errors in the touch panel operation.

In the shower: You can make calls holding the product with wet hands while taking a shower.

- Avoid spraying the product with high-pressure water, as the product is not designed to withstand high water pressure.

Washing: You can wash the product under a mild flow (up to 6 liters per minute) of tap water at room temperature (5°C to 35°C) at a distance of about 10 cm from the faucet or showerhead.

- Do not spray the product with high-pressure water or submerge it in water for extended periods of time, as the product is not designed to withstand high water pressure.
- Make sure that the **phone** is tightly closed, and holding the external connection terminal cover so that it does not open, wash the product with your hands. Do not use a brush or sponge.
- Do not wash the product in a washing machine or ultrasound bath.
- Do not splash the product with or immerse it in soap water, detergent water, etc. other than tap water.

In the bath: You can use the product in a bathroom. Although you can make calls with wet hands, do not immerse the product into a bathtub. The product is not resistant to high temperatures.

- Do not use the product in a bathroom for an extended period of time. The product is not moistureproof.
- Do not immerse the product in hot spring water, soap water, detergent water, or water with bath salts in it. Also, do not use the product underwater. Doing so may cause a fault.
- Extreme changes in temperature cause condensation. Wait until the main unit reaches room temperature before you bring the product from a cold place into a warm bathroom.

- If condensation occurs inside the display, leave the product at room temperature for a while until condensation is cleared.
- When viewing 1Seg, place the product on a stable surface.
- Do not splash the product with hot water. The product is not resistant to high temperatures.
- Do not bring the desktop holder into a bathroom.

In the kitchen: You can use the product in the kitchen and other places where water is used.

- Do not splash the product with or immerse it in soap water, detergent water, seasonings, juices, etc. other than tap water.
- Do not immerse the product in or splash it with boiling water. The product is not resistant to hot temperatures.
- Do not place the product where it gets extremely hot or cold such as near a stove or in a refrigerator.
- When viewing 1Seg, place the product on a stable surface.

■ Common precautions

- If any liquid other than plain water gets on the product

If any liquid other than plain water (e.g. seawater, detergent, alcohol) gets on the product, immediately rinse it with plain water.

You can wash the product under a mild flow (up to 6 liters per minute) of tap water at room temperature (5 °C to 35 °C) at a distance of about 10 cm from the faucet or showerhead.

If the product gets dirty, wash it with your hands holding the and external connection terminal cover so that they do not open. Do not use a brush or sponge.

- After the product gets wet

In cold climates, water on the main unit may turn to frost. Using the product with frost may cause a fault. Do not leave the product without wiping off water. (No special measures against condensation have been implemented in this product.)

- Rubber seals
waterproof property once every 2 years regardless of whether any abnormality is present. For information on part replacement, contact an au shop near you or Secure cell phone support center.
- Charging
The supplied and optional accessories are not waterproof.

- Waterproof property

Do not use the product in places where it may be sprayed with high-pressure water (e.g. near a faucet or showerhead) or submerge it in water for extended periods of time, as the product is not designed to withstand high water pressure. Also, do not expose the product to a water flow stronger than the specified flow rate (i.e. 6 liters per minute from a faucet or showerhead, at which you might even feel pain in the skin). Doing so might cause a fault, even though the product has a waterproof property equivalent to IPX5. Do not wash the product in a washing machine or ultrasound bath.

This product does not float on water.

- Heat resistance

Do not use the product in places where boiling water may splash on it, in saunas or near hot air (e.g. hairdryer). The product is not resistant to high temperatures.

- Shock

This product is not resistant to shock. Do not drop the product or subject it to shock. Also, do not jab the earpiece, microphone or speaker with a cotton swab or any sharp object. Doing so might damage or deform the main unit causing water leak.

■ Draining water after wetting the product

As some parts of this product are not watertight, if you use the product after it gets wet, water remaining in those parts might wet your clothes or bag, or the sound might become hard to hear.

Follow the steps below to drain water.

1 Carefully wipe the moisture off the main unit with a dry towel, cloth, etc.

2 Hold the product firmly and shake it about 20 times in the direction of the arrow shown in the figure until water drops no longer fly off.

When shaking the product, confirm the safety around you and hold it firmly so as not to drop it.

3 Cover the power key, volume key and antenna section with a towel, cloth, etc. and press each key 2 to 3 times.

4 Wipe the moisture coming out from inside with a dry towel, cloth, etc.

5 Place it on a dry towel, cloth, etc. and let it dry at ambient temperature. (Around 30 minutes)

If it is not fully dried, the sound may become hard to hear. Let it fully dry before use.