



V320KB Wireless Keyboard /SD-9082 USB Dongle Product Guide

Getting Started

Thank you for choosing this Wireless Keyboard Kit. It operates with 2.4GHz RF radio technology to ensure unhindered communication among the keyboard, the mouse and your computer without a cable connection.

The transmission and reception of the keyboard and mouse are free from angle restrictions.

Preparing Keyboard and Dongle

Before working with your new keyboard, please look at "**Hardware Installation**", and take a few steps for a one-time preparation.

Hardware Installation

- Place the dongle at least 20 cm from other electrical devices (e.g. monitor) to achieve optimum performance.
- The distance among the keyboard, mouse and receiver should not exceed 6 M long in distance.
- Do not place the receiver on any metal surfaces.

Set up the keyboard

Insert the battery.

- Remove the battery compartment cover at the bottom of the keyboard by pushing it in the direction of the arrow.
- Insert two AAA batteries.
- Place back the battery compartment cover.
- The system will take around 10 sec to detect your keyboard automatically



CAUTION: Risk of explosion if battery is replaced by an incorrect type. Dispose of used batteries according to instructions. Refer to "Important Battery Information" for disposal instructions.

Working with Keyboard









The following sections contain information on using the keyboard.

Keyboard

• Low battery warning

Amber-colored LED on upper-right edge of keyboard will keep flashing when it operates in low power.

•The following description of keys applies for the operating systems that support these functions: (e.g. Windows Windows 7 / 8)

	Windows Key	Press Windows key to open Start Menu.
	Application Key	Pressing the Application key is the same as clicking the right mouse key to open the current function menu.
	Mute	Press this key to mute/unmute the audio.
	Volume Down	Press this key to decrease the volume.
	Volume Up	Press this key to increase the volume.
	Previous Track (Fn+F9)	Multimedia key to skip to the previous track in the active player.
	Play/Pause (Fn+F10)	Multimedia key to play or pause the track or video in the active player.
	Next Track(Fn+F11)	Multimedia key to skip to the next track in the active player.



Technical data

	Designation	Value
	Modulation	GFSK
	Operating Frequency	2403MHz-2480MHz
	channel	78channel 2.4GHz ISM Band
	Storage temperature	-20 °C ... +60 °C
	Operating temperature	0 °C ... +40 °C
Keyboard	Battery type	two alkaline batteries, type AAA
Keyboard	Supply voltage	3V(2.2~3.3V)
Keyboard	Current consumption	max. 30 mA
Dongle	Supply voltage	DC 5.0 V ±5 %
Dongle	Current consumption	max.. 100 mA

FEDERAL COMMUNICATIONS COMMISSION (FCC) STATEMENT

This equipment has been tested and found to comply with the limits for a Class B digital device, pursuant to Part 15 of FCC rules. These limits are designed to provide reasonable protection against harmful interference in a residential installation. This equipment generates, uses and can radiate radio frequency energy and, if not installed and used in accordance with the instructions, may cause harmful interference to radio communications. However, there is no guarantee that interference will not occur in a particular installation. If this equipment does cause harmful interference to radio or television reception, which can be determined by turning the equipment off and on, the user is encouraged to try to correct the interference by one or more of the following measures:

- Reorient or relocate the receiving antenna.
- Increase the separation between the equipment and receiver.
- Connect the equipment into an outlet on a circuit different from that to which the receiver is connected.
- Consult the dealer or an experienced radio/TV technician for help.

This device complies with part 15 of FCC rules. Operation is subject to the following two conditions: (1) This device may not cause harmful interference, and (2) This device must accept any interference received, including interference that may cause undesired operation.

WARNING:

Use only shielded cables to connect I/O devices to this equipment. You are cautioned that changes or modifications not expressly approved by the party responsible for compliance could void your authority to operate the equipment.

CAUTION: AVOID PROLONGED USE OF THE KEYBOARD WITHOUT BREAKS.

Take regular breaks and keep a good posture. Consult your physician promptly if you notice any loss of motion or pain in your wrist when using the keyboard.

IMPORTANT BATTERY INFORMATION

- Keep batteries out of reach of children.
- Insert the batteries in the proper direction as indicated by the positive (+) and negative (-) markings in the battery compartment.
- Do not mix old and new batteries or batteries of different types (for example, carbon and alkaline batteries).
- Always remove old, weak, or worn-out batteries promptly and recycle or properly dispose of them in accordance with local and national disposal regulations.
- If a battery leaks, remove all batteries and recycle or dispose of them in accordance with the battery manufacturer's instructions and local and national disposal regulations. Before inserting new batteries, thoroughly clean the compartment with a damp paper towel, or follow the battery manufacturer's recommendations for cleanup. If fluid from the battery comes into contact with skin or clothes, flush skin with water immediately.
- Remove the batteries if your device is to be stored for an extended period of time without being used.

PRODUCT DISPOSAL INFORMATION

Dispose of this product in accordance with local and national disposal regulations.