

SIMPLE MANUAL

Mini Hi-Fi System

Please read this manual carefully before operating your set and retain it for future reference.
To view the instructions of advanced features, visit <http://www.lg.com> and then download
Owner's Manual. Some of the content in this manual may differ from your unit.

MODEL
CJ45



WARNING: This product contains chemicals known to the State of California to cause cancer and birth defects or other reproductive harm. ***Wash hands after handling.***

FCC Compliance Statement

This equipment has been tested and found to comply with the limits for a Class B digital device, pursuant to Part 15 of the FCC Rules. These limits are designed to provide reasonable protection against harmful interference in a residential installation. This equipment generates, uses, and can radiate radio frequency energy and, if not installed and used in accordance with the instructions, may cause harmful interference to radio communications. However, there is no guarantee that interference will not occur in a particular installation. If this equipment does cause harmful interference to radio or television reception, which can be determined by turning the equipment off and on, the user is encouraged to try to correct the interference by one or more of the following measures:

- Reorient or relocate the receiving antenna.
- Increase the separation between the equipment and the receiver.
- Connect the equipment to an outlet on a circuit different from that to which the receiver is connected.
- Consult the dealer or an experienced radio/TV technician for help.

This device complies with part 15 of the FCC Rules. Operation is subject to the following two conditions:

(1) this device may not cause harmful interference and
(2) this device must accept any interference received, including interference that may cause undesired operation of the device. Any changes or modifications in construction of this device which are not expressly approved by the party responsible for compliance could void the user's authority to operate the equipment.

FCC RF Radiation Exposure Statement : This equipment complies with FCC radiation exposure limits set forth for an uncontrolled environment. This transmitter must not be co-located or operating in conjunction with any other antenna or transmitter.

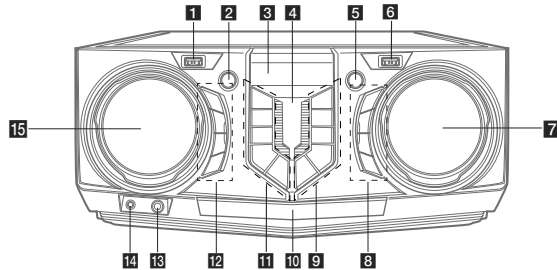
This equipment should be installed and operated with minimum distance 20 cm (7.8 inches) between the antenna and your body. Users must follow the specific operating instructions for satisfying RF exposure compliance.

Responsible Party :

LG Electronics USA, Inc.
1000 Sylvan Ave
Englewood Cliffs, NJ 07632
Tel: 1-800-243-0000

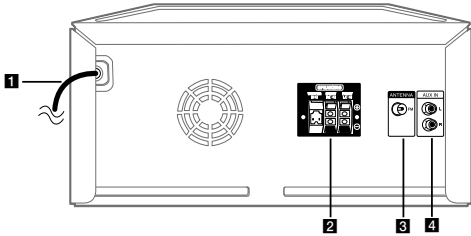


Front Panel



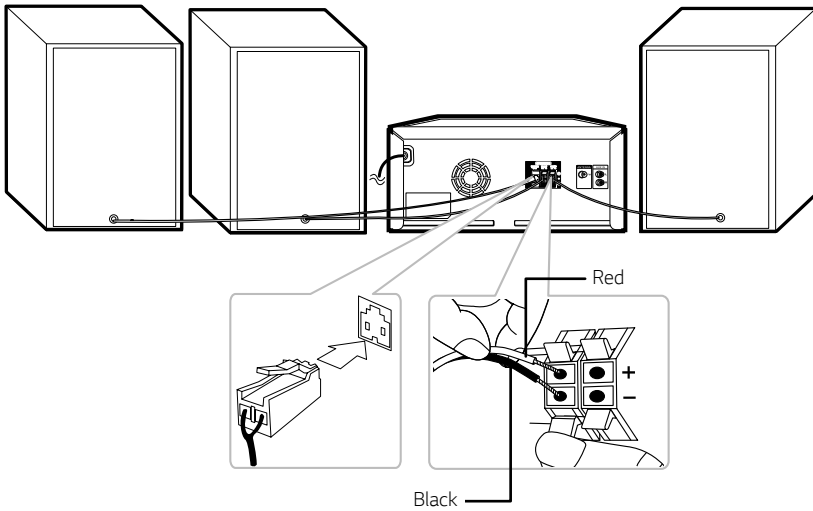
- 1** USB 1 Port
You can play sound files by connecting the USB device.
- 2** (Standby)
Turns the power on or off.
- 3** Display window
- 4** (Remote sensor)
- 5** **WIRELESS LINK**
- Selects MASTER (Primary) or SLAVE (Secondary) on WIRELESS PARTY LINK mode.
- Enable or disable WIRELESS PARTY LINK mode.
- 6** USB 2 Port
You can play sound files by connecting the USB device.
- 7** **VOLUME**
Adjust speaker volume.
- 8** **MIC** (Microphone) +/-
Adjust microphone volume.
- VOICE CANCELLER**
You can reduce the vocal tones during music playback from various input sources.
- ECHO**
Selects ECHO mode.
- 9** **F** (Function)
Selects the function and input source.
>|| (Play/Pause)
- Starts or pauses playback.
- Selects stereo/mono.
>>| (Skip/Search)
- Skips forward.
- Searches for a section within a track/file.
- Selects the radio stations.
- KEY CHANGER** (# / b)
Changes the key to suit your vocal range.
- 10** Disc tray
- 11** **USB REC / DEMO**
- Records to USB.
- In power off status, if you press **USB REC / DEMO**, show DEMO mode.
 (Stop)
Stops playback or cancels DELETE function.
⏮ (Skip/Search)
- Skips backward.
- Searches for a section within a track/file.
- Selects the radio stations.
 (Open/Close)
Opens and closes the disc tray.
- AUTO DJ**
Selects the AUTO DJ mode.
- 12** **SOUND EFFECT**
Chooses sound impressions.
REGION EQ / BASS BLAST
- Chooses region equalizer.
- Press and hold to select BASS effect directly.
- SEARCH**
Moves to folder or file in selection mode.
OK
Selects a folder when searching a file.
- 13** **MIC** (Microphone) jack
- 14** **PORT.** (Portable) **IN** jack
- 15** **SEARCH**
- Searches a folder or a file.
- Turns clockwise or counterclockwise to control the SOUND EFFECT, REGION EQ mode.

Rear Panel



- 1 Power cord
- 2 SPEAKERS connector/terminals
- 3 ANTENNA (FM)
- 4 AUX IN (L/R)
Connect an auxiliary device.

Speaker Connection



Controller App



Download the **Music Flow Bluetooth** App to your device. (Android only)


LG Sound Sync (Wireless)



For more information, download the online owner's manual. <http://www.lg.com>

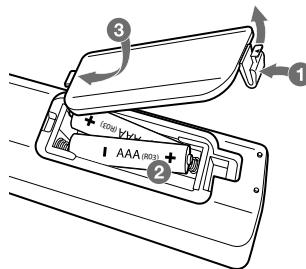
Additional Information

Specifications

Power Requirements	Refer to the main label on the unit.
Power Consumption	Refer to the main label on the unit.
Dimensions (W x H x D)	Approx. 350 mm x 163 mm x 251 mm (13.8 inch x 6.4 inch x 9.9 inch)
Bus Power Supply (USB)	5 V  500 mA
Amplifier (Total RMS output power)	720 W RMS

Design and specifications are subject to change without notice.

Replacement of battery





A series of ten horizontal dashed lines, evenly spaced, spanning the width of the page, intended for writing.



A series of ten horizontal dashed lines, evenly spaced, spanning the width of the page, intended for writing.



LG Customer Information Center

1-800-243-0000	USA, Consumer
1-888-865-3026	USA, Commercial

Register your product Online!

www.lg.com