

LG *remarq*



QWERTY Keyboard



Eco-Friendly Attributes



Set Up Sprint Mobile  
Email Client



Social Networking



Playing Music

Quick Start Guide [www.lgusa.com/remarq](http://www.lgusa.com/remarq)



**LG**

Life's Good

# Getting to Know Your Phone



1. Navigation Key  
^ Messages  
v My Stuff  
> Web  
< My Photos
2. Left Soft Key (Favorites)
3. Speakerphone/Voice Command Key
4. Talk Key
5. Microphone
6. Power/End Key
7. Clear & Back/Lock Key
8. Right Soft Key (Contacts)
9. Menu/OK Key
10. Earpiece
11. Headset Jack
12. Volume Up/Down Keys
13. microSD™ Memory Slot
14. Camera Key
15. Micro USB Charging Port
16. Camera Lens
17. Speaker

# QWERTY Keyboard



1. Function Key
2. Shift Key
3. Space Key

4. Emotion Key
5. Symbols Key
6. Text Key

7. Enter Key
8. Clear & Back Key

## Eco-Friendly Attributes

Remarq's packaging consists of a box that's 87% post-consumer waste and a tray that's 100% post-consumer waste. LG reduces paper consumption by forgoing the traditional printed manual in favor of a downloadable digital manual. Speaking of reductions, the included power charger is ENERGY STAR® qualified.

The handset's outer casing is composed of 19% recycled plastics, and the phone as a whole is 87% recyclable. Remarq features low levels of materials commonly targeted in green electronics guidelines: polyvinyl chloride (PVC) and brominated flame retardants (BFR). Per RoHS\* compliance, Remarq meets strict standards for restricted use of hazardous substances in both the phone and the charger.

Finally, Remarq encourages environmental responsibility with the inclusion of the Eco-Calculator. This handy tool directly illustrates your carbon output reduction when you choose to walk or ride a bike instead of driving. The reduction is calculated in pounds of CO<sub>2</sub> decreased or trees planted.

Please visit [www.sprint.com/remarq](http://www.sprint.com/remarq) to find out more about Remarq and its eco-friendly attributes.

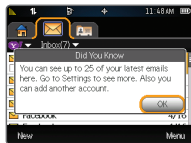
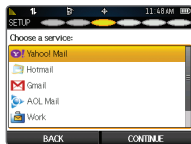


\*Restriction of Hazardous Substances

## Set Up Sprint Mobile Email Client



Remarq provides instant access to your favorite email providers. The QWERTY keyboard lets you compose messages in seconds, and the setup wizard links your phone to your inbox in no time!

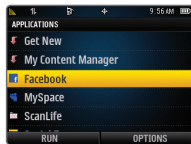
1. From standby mode, press **MENU OK** to access the main menu and select **Messaging (6) > Email (4)**.
2. Press the **Right Soft Key** to view a list of providers. Select your provider from the list and enter your login and password information followed by the **Right Soft Key**.
3. Complete the setup wizard by pressing the **Right Soft Key**.



## Social Networking

Wondering what your friends are up to? Remark is your connection to Facebook®, MySpace™ and Twitter™! You can connect to even more services with Sprint Social Zone!

1. From standby mode, press  to access the main menu and select **My Stuff (8) > Applications**.
2. Select a social network application from the list. Steps may vary depending on the social networking application you choose. For this demonstration, select **Facebook**.
3. Enter your login and password information.
4. When you're done, highlight the **Log In button** and press .



## Playing Music

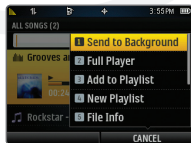
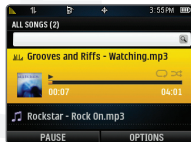
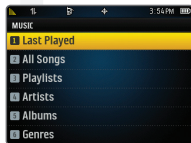
Rock out to your favorite songs with Remarq's music player! The microSD memory slot supports a card\* that can hold up to 16 gigabytes of your favorite songs, so what are you waiting for?

### Play a Song

1. From standby mode and with a microSD card containing music in your phone, press **MENU OK** to access the main menu and select **Music (3)**.
2. Select individual songs by **Playlists (3)**, **Artists (4)**, **Albums (5)**, or **Genres (6)**. To listen to every song on the microSD card, choose **All Songs (2)**.
3. Press the **Left Soft Key** for **Play** to listen to a song.

### Multitask While Playing Music

1. While playing music, press the **Right Soft Key** for **Options**.
2. Select **Send to Background (1)**.



\*microSD card sold separately.

## Optional Accessories



*Bluetooth® Headset*  
(HBM-210)



*Bluetooth® Headset with Speakerphone  
and Charging Cradle*  
(HBM-800)



Vehicle Power Charger



Maximize your phone with these cutting-edge accessories at [www.lgusa.com/remarq](http://www.lgusa.com/remarq).

All materials in this guide including, without limitation, the design, the text, and any marks are the property of LG Electronics, Inc. Copyright © 2010 LG Electronics, Inc. ALL RIGHTS RESERVED. LG is a registered trademark of LG Electronics, Inc. Features and specifications are subject to change without prior notice. microSD™ is a trademark of SanDisk. The Bluetooth® word mark and logos are registered trademarks owned by Bluetooth SIG, Inc. and any use of such marks by LG Electronics MobileComm, U.S.A., Inc. is under license. Other trademarks and trade names are those of their respective owners. Unless otherwise specified herein, all accessories referenced herein are sold separately.