

SILVERCREST®



BLUETOOTH® SPEAKER SBL 3.5 A1 / BOCINA BLUETOOTH® SBL 3.5 A1

USEN

BLUETOOTH® SPEAKER SBL 3.5 A1
Operation and Safety Notes

USE8

BOCINA BLUETOOTH® SBL 3.5 A1
Instrucciones de utilización y de seguridad

Distributed by / Distribuido por:

Lidl US LLC., Arlington, VA 22202

FCC-ID: 2AJ9O-HG2429
Model No. / Modelo Núm.:
HG02429A/HG02429B
Version / Versión: 04 / 2017

Made in / Hecho en: China

Last Information Update - Estado
de las informaciones: 04 / 2017
Ident.-No.: HG02429A/B042017-9

IAN 286212



IAN 286212

US

US-EN	Operation and Safety Notes	Page	3
US-ES	Instrucciones de utilización y de seguridad	Página	

Description of signal words	Page 4
Customer service	Page 4
Introduction	Page 4
Intended use.....	Page 4
Trademark notice.....	Page 5
Scope of delivery.....	Page 5
Parts description.....	Page 5
Technical data.....	Page 7
Safety	Page 7
Safety instructions for batteries / rechargeable batteries.....	Page 9
Before use	Page 10
Charging the rechargeable battery.....	Page 10
Using the product	Page 11
Establishing a Bluetooth® connection.....	Page 11
Functions of the buttons on the product.....	Page 11
Taking calls (hands-free mode).....	Page 12
Use product via AUX stereo jack.....	Page 12
Switching between AUX-in connection and the Bluetooth® connection.....	Page 13
Storage when not in use	Page 13
Cleaning	Page 13
Troubleshooting	Page 13
Disposal	Page 14
Warranty	Page 14

DESCRIPTION OF SIGNAL WORDS

WARNING

WARNING indicates a hazardous situation that, if not avoided, could result in death or serious injury.

CAUTION

CAUTION indicates a hazardous situation that, if not avoided, could result in minor or moderate injury.

NOTICE

NOTICE indicates information considered important, but not hazard related (e.g. messages related to property damage).

CUSTOMER SERVICE



Call customer service at
1 (844) 543-5872

Visit a LIDL store for further assistance.



Visit the Website Customer Service
Platform at **www.lidl.com/contact-us**

IAN 286212

Please have your
IAN number ready.

Bluetooth® Speaker

● Introduction



Congratulations on your purchase. You have selected a quality product. The instructions for use are a part of the product. They contain important information about the safety, use and disposal of the appliance. Before using the product, please learn about all the safety information and usage instructions. Only use the product as described and for the specified

applications. If you lend the product to someone else, please also give all the instructions.

● Intended use

That product, a consumer electronic, is intended to render audio transmitted via Bluetooth. The product is also suitable as a hands-free device for mobiles; the mobile or the computer must support Bluetooth® 4.1 Standard to do so. The buttons built into the product allow you to select the piece of music from the playlist selected on the

playback device. They are further used to adjust the volume of the product.

The built-in rechargeable battery allows for cordless operation.

The product is designed for private use, and must not be used for commercial purposes.

Any other use is considered improper. Any claims resulting from improper use or due to unauthorised modification of the product will be considered unwarranted. Any such use is at your own risk.

● Trademark notice







- USB® is a registered trademark of USB Implementers Forum, Inc.
- The Bluetooth® word mark and logos are registered trademarks of Bluetooth SIG, Inc. and any use of such marks by **US Lidl LLC** is under license.
- The SilverCrest trademark and trade name is the property of their respective owners.

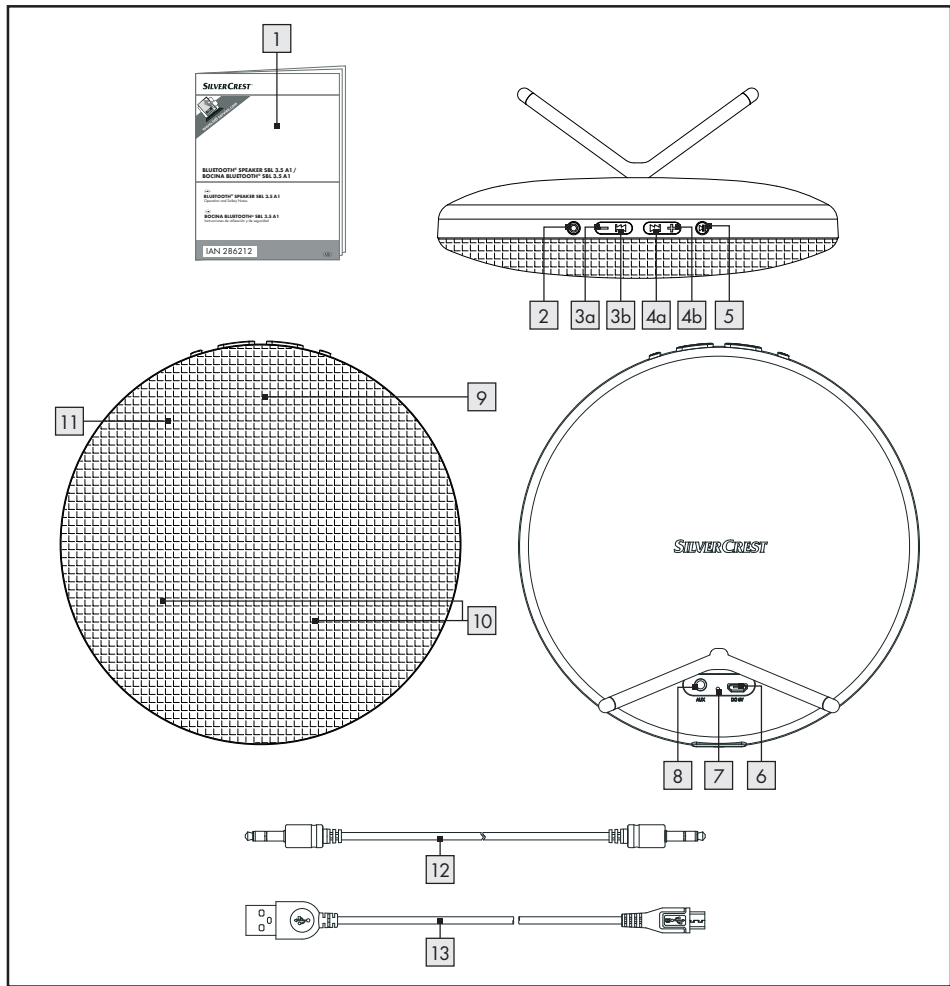
Any other names and products may be trademarks or registered trademarks of their respective owners.

● Scope of delivery

- 1 Bluetooth® Speaker
- 1 Charging cable (Micro USB/USB)
- 1 Jack plug cable
- 1 Setup stand
- 1 Instructions for use

● Parts description

- 1 Instructions for use
- 2  ON/OFF key
- 3a  Button: reduce volume
- 3b  Button: previous song / jump to beginning of current song
- 4a  Button: next song
- 4b  Button: increase volume
- 5  Play / Pause button
- 6 Micro-USB charging port
- 7 Charging control indicator
- 8 Stereo jack plug port (AUX-in)
- 9 ON/OFF/CONNECTION indicator LED
- 10 Speaker (2 pieces)
- 11 Microphone
- 12 Stereo jack plug cable
- 13 Charging cable (Micro USB/USB)



● Technical data


Power supply:	USB socket: 5V ⁻⁻⁻ (direct current), min. 500 mA Rechargeable Battery: 1 x 3.7V rechargeable lithium polymer battery with 2000 mAh (rechargeable battery not replaceable.)
Music output:	max. 2 x 3.5 W RMS
Wireless standard:	Bluetooth® 4.1
Charging socket:	micro-USB
Dimensions:	6.81 in x 6.81 in x 1.771 in / 173 mm x 173 mm x 45 mm (W x H x D)
Weight:	0.9 lbs (408 g)
Operating conditions:	50 °F to 104 °F (10 °C to 40 °C), 40%–85% rel. humidity
Storage temperature:	-4 °F to 140 °F (-20 °C to +60 °C)
Charging time:	5.5 hours
Standby time:	300 hours
Operating time:	11 hours
Frequency band:	2.4–2.4835 GHz
* At 50% volume level	



Safety

Before using the product, please familiarise yourself with all of the safety instructions and instructions for use! When passing this product on to others, please also include all the documents!

⚠ WARNING Failure to observe the following warnings can result in death or serious injuries

-  **DANGER TO LIFE AND RISK OF ACCIDENT FOR INFANTS AND CHILDREN!**
- **Risk of suffocation!** Never leave children unsupervised with the packaging material. The packaging material poses a suffocation hazard. Children frequently underestimate the dangers. The packaging material is not a toy.
- **This product is not intended for use by persons (including children) with reduced physical, sensory or mental capabilities, or lack of experience and knowledge, unless they have been given supervision or instruction concerning use of the product by a person responsible for their safety. Children should be supervised to ensure that they do not play with the product.**
- In the content of delivery, there are small parts that can be swallowed, choking hazard and NOT for children.

■ Radio interface

Switch the product off on airplanes, in hospitals, service rooms, or near medical electronic systems. The wireless signals transmitted could impact the functionality of sensitive electronics. Keep the product at least **7.874 in / 20 cm** from pacemakers or implantable cardioverter defibrillators, as the electromagnetic radiation may impair the functionality of pacemakers. The radio waves transmitted could cause interference in hearing aids. Do not place the product near flammable gasses or potentially explosives areas (e.g. paint shops) with the wireless components on, as the radio waves emitted can cause explosions and fire. The range of the radio waves varies by environmental conditions. In the event of wireless data transmission, unauthorised third parties receiving the data cannot be excluded. **Lidl US LLC** is not responsible for interference with radios or televisions due to unauthorised modification of the product. **Lidl US LLC** further assumes no liability for using or replacing cables and products not distributed by **Lidl US**. The user of the product is fully responsible for correcting interference caused by such unauthorised modification of the product, as well as replacement of such products.

- Changes or modifications to this product not expressly approved by the party responsible for compliance could void the user's authority to operate the product.

Note: This product has been tested and complies with the limits for a Class B digital device,

pursuant to Part 15 of the FCC Rules. These limits are designed to provide reasonable protection against harmful interference in a residential installation. This product generates, uses and can radiate radio frequency energy and, if not installed and used in accordance with the instructions, may cause harmful interference to radio communications.

However, there is no guarantee that interference will not occur in a particular installation. If this product causes harmful interference to radio or television reception, which can be determined by turning the product off and on, the user is encouraged to try and correct the interference by one or more of the following measures:

- Reorient or relocate the receiving antenna.
 - Increase the separation between the product and receiver.
 - Connect the equipment to an outlet on a different circuit than the one the receiver is connected to.
 - Consult the dealer or an experienced radio/TV technician for help.
- This product complies with part 15 of the FCC Rules. Operation is subject to the following two conditions:
 - (1) This product may not cause harmful interference, and
 - (2) this product must accept any interference received, including interference that may cause undesired operation.
 - The RF Exposure Compliance distance is **0,20 in / 5 mm**.

⚠ CAUTION Failure to observe the following warnings can result in injuries or property damage.

- Repairs should only be performed by qualified personnel.

NOTICE

- This product does not contain any parts which can be serviced by the user. The rechargeable battery cannot be replaced.
- Check the product before every use! Discontinue use if any damage to the product or the charging cable is detected!
- If you notice anything unusual during use (e.g. unusual noise, strange odour or smoke), switch the product off immediately and disconnect all cables. Do not use the product anymore.
- Sudden temperature changes may cause condensation inside the product. In this case, allow the product to acclimate for some time before using it again!
- Do not place burning candles or open fire on or near the product.
- Do not use the product near heat sources such as radiators or other devices emitting heat!
- Do not throw the product into fire and do not expose to high temperatures.
- Protect the product from dripping and spray water. Only use the product in a dry environment!



Safety instructions for batteries / rechargeable batteries

⚠ WARNING Failure to observe the following warnings can result in death or serious injuries.

- **DANGER TO LIFE!** Keep batteries / rechargeable batteries out of reach of children. If accidentally swallowed seek immediate medical attention.
- **DANGER OF EXPLOSION!** Never recharge disposable batteries. Do not short-circuit batteries / rechargeable batteries and / or open them. Overheating, fire or bursting can be the result.
- Never throw batteries / rechargeable batteries into fire or water.
- Do not exert mechanical loads to batteries / rechargeable batteries.




Risk of leakage of batteries / rechargeable batteries

⚠ CAUTION Failure to observe the following warnings can result in injuries or property damage.

- Avoid extreme environmental conditions and temperatures, which could affect batteries / rechargeable batteries, e.g. radiators / direct sunlight.
- Avoid contact with the skin, eyes and mucous membranes. In the event of contact with battery acid, thoroughly flush the affected area

with plenty of clean water and seek immediate medical attention.

-  **WEAR PROTECTIVE GLOVES!** Leaked or damaged batteries/rechargeable batteries can cause burns on contact with the skin. Wear suitable protective gloves at all times if such an event occurs.
- In the event of a battery leak, immediately remove the battery from the product to prevent damage.
- Only use the same type of batteries. Do not mix used and new batteries.
- Remove the batteries if the product will not be used for extended periods.

Risk of product damage

- Only use the specified battery type!
- Insert batteries according to polarity marks (+) and (-) on the battery and the product.
- Clean the contacts on the battery and in the battery compartment before inserting!
- Immediately remove drained batteries from the product.

SAVE THESE INSTRUCTIONS

● Before use

Note: All parts have to be unpacked and the packaging material has to be removed completely.

- Before use, verify the package contents are complete and undamaged!
- Place the product on a level, even surface for operation.

● Charging the rechargeable battery

- The rechargeable battery must be charged prior to first use.
- When the rechargeable battery is drained, a sound will be emitted every 60 seconds during operation. The rechargeable battery should then be charged as soon as possible.
- Depending on the volume and the age of the rechargeable battery, the operating time for the product is **11 hours (at 50% volume level)** when fully charged.
- Insert the micro-USB plug of the charging cable **13** into the micro-USB charging port **6** of the product. Insert the USB plug of the charging cable **13** into the USB port on a PC or a USB adapter (not included in scope of delivery).


Note: The charging control indicator **7** will light up red whilst charging and goes out once charging is completed. The charging time for a drained rechargeable battery is **5.5** hours.

Note: The product may be used whilst charging. However, doing so will at a minimum double the charging time.

- Once charging is complete, remove the micro-USB plug of the charging cable [13](#).

● Using the product






● Establishing a Bluetooth® connection


- Press and hold the  ON/OFF key [2](#) for 2 seconds until the ON/OFF/CONNECTION indicator LED [9](#) flashes blue and a melody sounds. The product will now attempt to connect to the playback device (e.g. smartphone or computer).
- Switch on the playback device and activate the Bluetooth® function. The product identification on the playback device will be SBL 3.5 A1. Then approve the connection with the product. Please note the requirements of the software on the playback device. The ON/OFF/CONNECTION indicator LED [9](#) will light up blue and a melody sound.
- The maximum range of the connection is **32.8 feet / 10 m**, but may be reduced to the geometry of the space (obstructing furniture, walls, etc.).
- The playback device must support Bluetooth® Standard 4.1. Otherwise you may not be able to use all the functions listed below.

● Functions of the buttons on the product

Start a playlist on your playback device. Set the volume on the playback device to Maximum. The volume on the product can be adjusted as described below. Music is played back through the speakers [10](#).






The product has 4 buttons. These control the following functions:


Button	Function
	- Press 2 seconds: switch on the product - Press 2 seconds: switch off the product
	- Press briefly during playback: pause or continue playing
	- Press briefly during playback: skip to next song in the playlist
	- Press once during playback: increase volume by one level; Hold during playback: continue increase volume
	- Press briefly during playback: Jump to beginning of current song - Press briefly consecutively twice: skip to the previous song in the playlist

Button	Function
	- Press once during playback: decrease volume by one level; Hold during playback: continue decrease volume

● Taking calls (hands-free mode)




If the product is connected to a smartphone supporting Bluetooth® Standard 4.1, you make also answer calls whilst the product is playing music. Please refer to the instructions for your smartphone for the required smartphone settings.

- The ringer and the caller's voice are rendered through the speaker **10**.
- Music playback is automatically paused when a call is received.
- The microphone **11** receives your voice.
- Briefly press the  button **5** to answer the call.
- At a longer pressing of the  button **5**, the incoming call will be rejected.
- Adjust the volume during the telephone call as described under „Functions of the buttons on the product“ using the  button **4b** or the  button **3a**.
- Briefly press the  button **5** to end the call.
- If music was stopped for the call, it will continue playing automatically after the call is ended. If it does not start automatically,

press  button **5** to start music playback manually.

● Use product via AUX stereo jack

Note: Music playback via cable takes priority over music playback via Bluetooth®. Music playback from a Bluetooth® source is therefore interrupted once the stereo jack plug cable **12** is plugged into the stereo jack plug port **8**. The ON/OFF/CONNECTION indicator LED **9** lights up blue. At this moment, the product can playback an audio signal from AUX source.

- Music playback via the AUX stereo jack is prioritized over playback via Bluetooth®.
- Switch on the sound source.
- If the product is off, press and hold the  ON/OFF key **2** until the ON/OFF/CONNECTION indicator LED **9** lights blue and melody sound.
- Start playback on the sound source and adjust the volume to the highest possible volume. Adjust the volume on the speaker using the  button **4b** (up) or the  button **3a** (down).
- Start playing music on the sound source.

● Switching between AUX-in connection and the Bluetooth® connection

Aux-in connection has a higher priority over the Bluetooth® connection as following:

- Once the stereo jack plug cable [12] is plugged into the stereo jack plug port [8], the Bluetooth® wireless connection is disconnected. The music playback is switched to AUX-in only and the ON/OFF/CONNECTION indicator LED [9] lights up blue.
- To resume music playback and call answering via Bluetooth® connection, please unplug the stereo jack plug cable [12] from the product. It will search for the previously paired device (if any) and re-establish the Bluetooth® connection automatically.

Note: If your Bluetooth® playback device does not reconnect to the product, you will need to manually restore the connection to your Bluetooth® playback device. Please refer to the operating instructions from manufacturer of your Bluetooth® playback device for a detail description.

● Storage when not in use

- Store the product in a dry location from dusk, protected from direct sunlight.
- The rechargeable battery has to be charged periodically.

● Cleaning

NOTICE Switch the product off, remove all plugs before cleaning!

NOTICE No acid, chafing or solvent cleaning agents should be used or the product can be damaged.

- Only clean the outside of the product using a soft, dry cloth!
- At persistent soiling, a mild cleaning agent can be used.

● Troubleshooting

● = **Fault**

⊙ = Possible cause

○ = Action

● No functions



- ⊙ Battery drained.
- Recharge the rechargeable battery as described in „Charging the rechargeable battery“.

● No Bluetooth connection

- ⊙ Error operating the product.
- Switch the product off and on again, increase the volume.
- ⊙ Playback device error.
- Check if the product was detected by the playback device.
- Check if the playback device detects other devices with Bluetooth® Standard 4.1.

- The two devices may need to be reconnected.
- Plug remain inside AUX port.
- Remove plug at AUX port.

● **No music playback via Bluetooth®**

- Error operating the products.
- Switch the product off and on again.
- Press the  button 5 to check if it was pressed inadvertently.
- Press the  button 4b to increase the volume.
- Error operating the playback device.
- Increase the volume on the playback device.

● **Disposal**



Dispose of the packaging through your local recycling facilities and in compliance with all federal, state and local regulations.



Please note the package markings regarding waste separation, indicated by abbreviations (a) and numbers (b), meaning: 1–7: plastics / 20–22: paper and cardboard / 80–98: composite materials.



Contact your local waste management authority for additional information on how to dispose of the used product.

To help protect the environment, please dispose of the product properly when it has reached the end

of its useful life, do not throw in the garbage. Information on collection sites and their opening hours is available from your local authority.

Improper disposal of rechargeable batteries can damage the environment!

Never throw rechargeable batteries in the garbage. They may contain toxic heavy metals and must be handled as special waste. The chemical symbols of heavy metals are: Cd = cadmium, Hg = mercury, Pb = lead. Used rechargeable batteries should therefore be disposed of through a local collection point.

● **Warranty**

What does this warranty cover?

The warranty covers:

- Damage, breakage or inoperability due to defect.
- Damage not accounted for by normal wear and tear or following the safety and maintenance instructions provided in the user manual.

What is not covered by the warranty?

The warranty does not cover damage caused by:

- Normal wear and tear of the product, including fragile parts (such as switches, glass, etc.);
- Improper use or transport;
- Disregarding safety and maintenance instructions;
- Accidents or acts of nature (e.g. lightning, fire, water, etc.).

- Tampering with the product (such as removing cover, unscrewing screws etc.)

What is the period of coverage and warranty resolution?

The warranty is for 3 years from the date of purchase. At our discretion, product will either be refunded or replaced.

What will we not do?

We will not:

- Start a new warranty period upon product exchange;
- We will not repair product.

How to process the warranty?

We recommend first either:

- Call customer service at 1 (844) 543-5872
- Visit the Website Customer Service Platform at www.lidl.com/contact-us
- Visit a LIDL store for further assistance

To ensure the quickest warranty return process, please have the following available:

- The original sales receipt that includes the date purchased;
- The product and manual in the original package;
- A statement of the problem.

What must you do to keep the warranty in effect?

- Retain the original receipt;
- Follow all product instructions;
- Do not repair or modify the product.

How does state law relate to this warranty?

Any State Laws that contradict or modify the warranty listed here to the consumer's benefit will be followed.