

# User Manual

---

Model No.:888-700-202

---

10.1" Tablet

This handbook contains important security measures and the correct use of the product information. In order to avoid accident, please make sure to reading the manual carefully before use the device.

# Production specification for 10.1" Tablet

---

## Attention:

This instruction contains the correct use of the product information, in order to avoid accidents. Please make sure to reading the manual carefully before use the device.

- Do not use alcohol, diluents or any other chemicals to clean the surface, otherwise, it will be corroded and even damaged.
- Please don't be in high temperature, moisture or very dust place.
- Please choose the appropriate volume. Use headphones should not be too big volume, if feel tinnitus, lower the volume or stop using it.
- Please charge the following condition,
  - A. The power ICONS shows have no power.
  - B. The system automatically shut off, startup after power off soon.
  - C. Operation buttons no response.
  - D. The machine that the top right corner show red icons.
- When the device in the format or ongoing upload and download file, please don't suddenly disconnect, this could cause application error.
- USB just only be used for data transmission.
- Performance and functionality of the product may be different if the version of software and hardware is different. Any change will be without notice. Our company reserves the right to improve the products.
- If you have any questions about the tablet, please contact with us. Attempt to disassemble the product may damage it and avoid your warranty. Users will be responsible for all the consequences caused by disassembling.

## Main Functions:

- 10.1"1024\*768 capacitive touch screen.
- Based on the Android 4.2 operating system and supports WiFi and BT function.
- Supports MP3/AAC/OGG/WAV for audio.
- Supports automatic browse for picture in JPG/BMP/JPEG/GIF.
- Supports AVI/3GP/MP4/MKV/MOV/TS/FLV and up to 1080P for video.
- Supports OTG function, external mouse and keyboard.

## Operational Description:

# Production specification for 10.1" Tablet

---

## • Port function Description

- 12V DC Port: You can connect to DC 12V power supply or a AC/DC adapter which shall be comply with the CE approval. The parameters of adapter shall be as below:  
Input: 100~240V 50/60HZ 1.5A  
Output: 12V --- 1.5A
- LYNX Port: You can use it to connect the tablet to LYNX audio products.
- Audio Port: You can use it to connect the tablet to I<sup>2</sup>S audio devices.
- HDMI Port: You can use it to connect the tablet to HD video display.
- USB Port: just only be used for data transmission.
- SD Card Socket: Adds additional storage to tablet.
- Ethernet Socket: Ethernet network port.
- SIM Card Socket: For use with option modem. Not current used.
- GIPO: You can use it to connect the tablet to keyboard by which you can get functions, such as on/off, reset, increase/decrease sound volume, reboot and so on.

## • Basic Operations

**Home Screen:** After startup will enter the main interface.





**In the main interface, you can ,**

- Management the main interface software ICONS: long press the icons 3 s, after the icons will bigger, then you can drag anywhere in the interface.
- Delete icons: long press the icons 3 second, drag the icons to the Remove Bin icon, once it become red, remove your hand, after that you can delete icon. You touch the screen keep a time, appear the dialog box "Add your home Screen" as shown below:








# Production specification for 10.1" Tablet

---



-  Click the icon and enter the setting interface.
-  Click the icon and enter the application program interface. In the application program interface, the tablet will display all apps screen. Touch any application icon and enter the relevant application program interface.

## Status bar describe,

-  Click the icon and return to the upper interface.
-  Click the icon and return to the main screen.
-  Click the icon and open the list of application which recently used.
-  Click the icon and save screenshot.
-  Click the icon and increase sound volume.
-  Click the icon and decrease sound volume.
-  Status bar, It is used to show the current status of network connection and wifi connection and system time.

## • Setting

- WiFi Internet Settings  
The first step: open Wi-Fi and the system automatically scan the available network.  
The second step: select target network and input the correct network password. Select “Connect”.

# Production specification for 10.1" Tablet



In this interface, you can search Bluetooth, View, Bandwidth Usage, Sound, Display, Storage, App, Security, Back up & Option, Date & Time, Language & Input, Accessibility, About tablet and so on. You can set according your demand, as picture.



## • Basic Circuit Description

### Power input:

- The tablet is powered from a 12V DC power supply.
- ChipAXP209 is used as PMU. The AXP209 provides under/over voltage protection. It generates all internally used voltages and manages charge and discharge: It provides voltage temperature monitoring information to the main processor.

### CPU

- All winner A20 HD SOC

# Production specification for 10.1" Tablet

---

- ARM Cortex-A8 single Core 1Ghz
- 32KB I-Cache/32 KB D-Cache/256 k L2 Cache

## Crystal

- A20 integrates two crystal oscillators: The 24MHZ crystal is mandatory, which is used to provide clock source for the PLL and the main digital blocks, and the 32768HZ oscillator, which is only used to provide a low power, accurate reference for the RTC. 25MHz crystal is used to provide clock source for Realtek RTL8201CP which is a Fast Ethernet PHYceiver with selectable MII interface to the EMAC chip.

## GPU

- MALI400 2D/3D
- 2D support BLT/ROP2/3/4, 3D support Open GL ES 2.0/open VG 11.1
- Video Decoding (Supper HD 2160P) VP8, AVS, H.264, H.263, VC-1, MPEG-1/2/4
- Video Encoding – Support 1920\*1080@60fps in all formats
- Support encoding in H.264 High Profile format 108p@60fps 720p@100fps

## Memory

- 1GB DDR3 RAM (up to 2GB)
- 4GB NAND Flash (up to 64GB)

## Display Output

- Support HDMI V1.3/V1.4, up to 2160P
- Flexible LCD interface (CPU/Sync RGB/LVDS) up to 1920\*1080 resolution

## Operating System

- Android 4.2.2 (Jelly Bean)

## Panel

- 10.1"TFT-4:3 Ratio 1024 x 768-16.7M Color

# Production specification for 10.1" Tablet

---

- Touch controller 48-bit SAR Type 4 wire

## TP

- The TP controller is a 4-wire capacity touch screen controller, including 12-bit resolution A/D converter. Especially, it provides the ability of dual touch detection. The controller through the implementation of the two A/D conversion has been identified by the location of the screen of single touch, in addition to measurable increase in pressure on the touch screen.

## LCD

- LCD is a color active matrix thin film transistor (TFT) liquid crystal display (LCD) that uses amorphous silicon TFT as a switching device. This module is composed of a TFT LCD panel, driver ICs, FPC and a backlight unit.

## Audio

- Wolfson Stereo Codec WM8960
- DAC SNR 98DB THD-84Db at 48k HZ, ADC SNR 94Db THD-82B at 48k HZ
- 1W Stereo Class D Speaker Driver
- 40Mw Headphone driver into 16 Ohms

## Peripheral connections

- Digital Audio /Control-Lynx proprietary pin out, RJ45 with I2S Digital Audio & RS485 Cntrl
- Analogue Audio-3.5mm(3pin) jack
- Mini HDMI Out – HDMI, Supports Super HD 2160P
- USB-G 2.0, HS-480Mbps, FS-12Mbps
- SD card slot – Supports version 3.0 and MMC version 4.2
- Internet – LAN, RJ45
- GPIO-CN2, Reset, RS232, Vol+, Vol-, Pwr

## Dimensions

- TBD(w) x TBDmm(h) x TBDmm (d)888-700-205 Ver1

# Production specification for 10.1" Tablet

---

## BT

- Bluetooth specification v2.1+EDR
- Modulation – GFSK,  $\pi/4$ -DQPSK, 8-DPSK
- transmission Distance - Maximum Distance 10m(indoor)/ 20m (outdoor)
- Antenna Gain :1dBi (External antenna)

## WiFi

- Operation frequency: 2.4GHz ISM band
- WLAN function: Supports 802.11b, 802.11g, 802.11n-20 and 802.11n-40
- Modulation Type: Supports CCK/DSSS/OFDM(BPSK,QPSK,16QAM and 64QAM )
- Transfer Rate  
(Mbps):1/2/5.5/11;6/9/12/18/24/36/48/54;6.5/13/19.5/26/39/52/  
58.8/65/72 and 13.5/27/40.5/54/81/108/121.5/135/150
- Transmission Distance - Maximum Distance 50m(indoor)/ 150m(outdoor)
- Antenna Gain :1 dBi (External antenna)

## EMAC

- The Ethernet MAC controller enables the host to transmit and receive data over Ethernet in compliance with the IEEE 802.3-2002 standard. It supports 10M/100M external PHY with MII interface in both full and half duplex mode. A 16KB SRAM is provide to keep continuous data transmission. Besides, the flow control and DA/SA filter are also supported in EMAC module

## Operating Temperature

- -10°C--45°C

## Language

- Simplified Chinese、 Chinese Traditional、 English and so on.

## • Trouble Shooting

- The tablet cannot be turn on. Please charge it via the DC charger .If no, please reset the tablet. For any other inquiries, please contact the distributors.



# **Production specification for 10.1" Tablet**

---

- Files cannot be downloaded.
  1. Make sure the tablet connect the computer properly.
  2. Check if the memory is full.
  3. Please check if the USB cable is damaged.
- Serious noise. Please check if the audio files are damaged. You can play the other audio files to identify if the file has been damaged. The damage can cause the serious noise.
- The screen display messy code. Please check if you select the correct language.

# **Production specification for 10.1" Tablet**

---

## **FCC Statement**

This device and its antenna must not be located or operating in conjunction with any other antenna and transmitter.

This device complies with part 15 of the FCC rules. Operation is subject to the following two conditions: (1) this device may not cause harmful interference, and (2) this device must accept any interference received, including interference that may cause undesired operation.

NOTE: The manufacturer is not responsible for any radio or TV interference caused by unauthorized modifications to this equipment. Such modifications could void the user's authority to operate the equipment.

NOTE: This equipment has been tested and found to comply with the limits for a Class B digital device, pursuant to part 15 of the FCC Rules. These limits are designed to provide reasonable protection against harmful interference in a residential installation. This equipment generates uses and can radiate radio frequency energy and, if not installed and used in accordance with the instructions, may cause harmful interference to radio communications. However, there is no guarantee that interference will not occur in a particular installation. If this equipment does cause harmful interference to radio or television reception, which can be determined by turning the equipment off and on, the user is encouraged to try to correct the interference by one or more of the following measures:

- Reorient or relocate the receiving antenna.
- Increase the separation between the equipment and receiver.
- Connect the equipment into an outlet on a circuit different from that to which the receiver is connected.
- Consult the dealer or an experienced radio/TV technician for help

Changes or modifications not expressly approved by the party responsible for compliance could void the user's authority to operate the equipment.

# Production specification for 10.1" Tablet

---

## Safety Precautions

Read these simple guidelines before using your device. Not following them may be dangerous or illegal.

### **Aircraft**

Switch off in aircraft and follow any restrictions. Wireless devices can cause interference in aircraft.

### **Vehicles**

Never use your device while driving. Place it in a safe place. Position your device within easy reach. Be able to access your device without removing your eyes from the road.

### **Electronic devices**

In some circumstances your device may cause interference with other devices.

### **Potentially explosive environments**

Switch off your device when in any area with a potentially explosive atmosphere, and obey all signs and instructions. Sparks in such areas could cause an explosion or fire resulting in bodily injury or even death.

### **Pacemakers and other medical devices**

Pacemaker manufacturers recommend that a minimum separation of 8 inches be maintained between a wireless device and a pacemaker to avoid potential interference with the pacemaker.

Operation of any radio transmitting equipment, including wireless phones may interfere with the functionality of inadequately protected medical devices. Consult a physician or the manufacturer of the medical device to determine if they are adequately shielded from external RF energy or if you have any questions. Switch off your device in health care facilities when any regulations posted in these areas instruct you to do so.

# Production specification for 10.1" Tablet

---

## Operating environment

When connecting to other device, read its user guide for detailed safety instructions. Do not connect incompatible products. Do not place your device in the air bag deployment area. Use the device only in its normal operating positions as explained in the product documentation. Always switch off your device when its use is prohibited or when it may cause interference and danger.

## RF Exposure Information (SAR)

This device is designed and manufactured not to be exceeded the emission limits for exposure to radio frequency RF energy set by the Federal Communications Commission of the United States. The exposure standard for wireless devices employing a unit of measurement is known as the Specific Absorption Rate (SAR), and the SAR limit set by FCC is 1.6 W/kg. This device is complied with SAR for general population/ uncontrolled exposure limits in ANSI/IEEE C95.1-1992, and has been tested in accordance with the measurement methods and procedures specified in OET Bulletin 65 Supplement C. This device has been tested, and meets the FCC RF exposure guidelines when tested with the device directly contacted to the body.

RF exposure compliance with anybody-worn accessory, which contains metal, was not tested and certified, and use such body-worn accessory should be avoided.

## Areas with posted regulations

Switch off your device when any regulations posted in these areas instruct you to do so.

## Sound pressure safety:

Use carefully with the earphone maybe possible excessive sound pressure from earphones and headphones can cause hearing loss.



## EU Regulatory Conformance

Hereby, LYNX INNOVATION LTD declares that this device is in compliance with the essential requirements and other relevant provisions of Directive 1999/5/EC.